



ALOHA AIRLINES

TIMETABLE


EFFECTIVE March 1, 1962

**HAWAII'S ONLY
JET POWER SERVICE
BETWEEN THE
ISLANDS**



HALF FARE FAMILY PLAN DAILY

**ONLY
ALOHA
AIRLINES PROVIDES THE
MODERN CONVENIENCE OF
JET POWER FOR HAWAII**



**FLY ALOHA'S JETPROP F-27s
... AT NO EXTRA FARE**



- High wing for unobstructed flightseeing
- Air-conditioned *on the ground* and in the air
- Smooth, quieter, vibration-free flying comfort
- Rolls-Royce dependability

Now you can fly between the Islands on the *one* plane specifically designed to meet Jet Age requirements for short distance flights—Aloha Airlines' new JETPROP F-27. The F-27 was created to provide the best in JET POWER air travel on just such flights as Aloha's between-the-Islands routes. Inside the pressurized, air-conditioned-refrigerated cabin, you enjoy quieter, smooth-riding luxury. Your Aloha stewardess serves you with warm, friendly courtesy—truly "Island-style" hospitality. Refreshments are served on every flight and there are many Aloha "extras" to make your flight more enjoyable. Whether your Neighbor Island trip is for business or pleasure, fly the *finest* and *fastest*—Aloha Airlines, Hawaii's *only* JET POWER service.

FARES

ONE WAY FARES *						
	Honolulu	Kauai	Molokai	Maui	Kona	Hilo
Honolulu		12.55	9.00	12.55	16.91	19.09
Kauai	12.55		16.91	20.18	24.36	26.36
Molokai	9.00	16.91		8.36	14.18	16.91
Maui	12.55	20.18	8.36		11.45	15.09
Kona	16.91	24.36	14.18	11.45		11.27
Hilo	19.09	26.36	16.91	15.09	11.27	

*All Fares Subject to 10% U. S. Tax

A roundtrip fare is twice the one-way fare. Children under 12 years of age may travel at half-fare. One child under 2 years of age may travel free of charge with each adult fare.

ONE-HALF FARE FAMILY PLAN:

Aloha's popular half-fare Family Plan is in effect every day in the week. One parent buys a full-fare ticket and the other parent and all children under 22 may travel on half-fare tickets on any Aloha flights departing Honolulu Airport 11:00 AM and later (local standard time), and all flights departing Neighbor Island airports at any time prior to 2 PM (local standard time).

TERMINAL REPORTING TIME:

Passengers holding tickets are asked to check in at the airport at least 10 minutes before flight departure time. Passengers with reservations, but who plan to pick up their tickets at the airport, are asked to do so at least 20 minutes before scheduled flight time.

FLY NOW, PAY LATER:

Use Diners' Club, Carte Blanche, American Express, Bank of Hawaii, International Charge or Aloha Airlines credit card to charge your Aloha flight.

FOR RESERVATIONS CALL

OFFICES

HONOLULU: International Airport 814-211
 129 S. King Street 586-737
 WAIKIKI: 2235 Kalakaua Ave. 935-707
 Hawaiian Village Hotel 906-033
 HILO: 116 Kam 3970

TERMINALS

HONOLULU ... 819-305 MAUI 76-541
 KAUAI 2068 KONA 257-371
 MOLOKAI 37-185 HILO 53-717


OR SEE YOUR TRAVEL AGENT

**ALOHA
AIRLINES**



TIMETABLE

EFFECTIVE March 1, 1962

**HAWAII'S ONLY
JET POWER SERVICE
BETWEEN THE
ISLANDS**



HALF FARE FAMILY PLAN DAILY



ALOHA AIRLINES SCHEDULES

SCHEDULE NO. 70

EASTBOUND

Flight No.	760	750	740	722	780	754	726	744	792	728	764	752	756	774	730	732	746	776	748	734	
<i>Read Down</i>	Daily	Ex. Sun.	Daily	Daily	Daily	Only Sun.	Daily	Daily	Daily	Daily	Daily	Ex. Fri., Sun.	Ex. Fri., Sun.	Daily	Daily	Daily	Daily	Fri., Sun.	Only Sun.	Fri. Sun.	
	AM	AM	AM	AM	AM	AM	AM	PM	PM	PM	PM	PM	PM	PM	PM	PM	PM	PM	PM	PM	
KAUAI Lv				8:25			11:40			2:30					5:00	5:40				7:20	
HONOLULU Ar				9:00			12:15			3:05					5:35	6:15				7:55	
HONOLULU Lv	7:40	7:50	8:00	9:30	9:20	11:00		1:00	1:20		3:20	3:30	4:40	4:50					5:55	6:00	6:40
MOLOKAI Ar	↓	8:13	↓	↓	↓	11:23		↓	↓		↓	3:53	5:03						↓		
MOLOKAI Lv	↓	8:25	↓	↓	↓	11:35					↓	4:05							↓		
MAUI Ar	8:17	8:44	↓	10:07	↓	11:54					3:57	4:24		5:27						6:37	
MAUI Lv	8:35		↓	10:25	↓						4:15										
KONA Ar	↓		↓	↓	↓						↓										
KONA Lv	↓		↓	↓							↓										
HILO Ar	9:17		9:04	11:07				2:04			4:57									6:59	7:44

WESTBOUND

Flight No.	721	761	751	741	791	743	755	727	783	765	785	753	757	745	775	731	777	789
<i>Read Down</i>	Daily	Ex. Sat.	Ex. Sun.	Daily	Daily	Daily	Only Sun.	Daily	Daily	Daily	Daily	Ex. Fri., Sun.	Fri., Sun.	Daily	Daily	Fri., Sun.	Fri., Sun.	Fri., Sun.
	AM	AM	AM	AM	AM	AM	PM	PM	PM	PM	PM	PM	PM	PM	PM	PM	PM	PM
HILO Lv		7:30		9:25		11:30			2:00	2:40				5:20				7:20
KONA Ar		↓		↓		↓			2:34	↓				↓				7:54
KONA Lv		↓		↓	11:00	↓			3:00	↓	3:20			↓				8:10
MAUI Ar		8:09		↓	11:31	↓			↓	3:19	↓			↓				↓
MAUI Lv		8:25	9:00	↓	11:50	↓	12:20		↓	3:40	↓	4:40		↓	5:40		6:55	↓
MOLOKAI Ar		↓	9:17	↓	↓	↓	12:37		↓	↓	↓	4:57		↓	↓		↓	↓
MOLOKAI Lv		↓	9:30	↓	↓	↓	12:50		↓	↓	↓	5:10	5:10	↓	↓		↓	↓
HONOLULU Ar		8:57	9:51	10:23	12:22	12:28	1:11		3:47	4:12	4:07	5:31	5:31	6:18	6:12		7:27	8:57
HONOLULU Lv	7:30			10:45				1:40	4:10		4:30					6:35		
KAUAI Ar	8:03			11:18				2:13	4:43		5:03					7:08		