THE NATIONAL AND INTERNATIONAL

AMERICAN AIRLINES SYSTEM

November 19, 1945

COMPLETE SYSTEM SCHEDULES



ROUTE OF THE *Flagships*

THE NATIONAL AND INTERNATIONAL

AMERICAN AIRLINES SYSTEM

November 19, 1945

COMPLETE **SYSTEM SCHEDULES** NOV. 19, 1945

PRINTED IN U. S. A. CALVERT-HATCH CO., CLEVELAND 15, O.

COPYRIGHT, 1945, BY AMERICAN AIRLINES, INC.

1002

American Airlines, Inc.
100 East 42nd Street
New York 17, N. Y.

POSTMASTER: If undeliverable for any reason, notify sender of reason on form #3547 for which postage is guaranteed.

THE NATIONAL AND INTERNATIONAL

AMERICAN AIRLINES SYSTEM

November 19, 1945

COMPLETE SYSTEM SCHEDULES

ROUTE OF THE *Flagships*

American Airlines System Maps

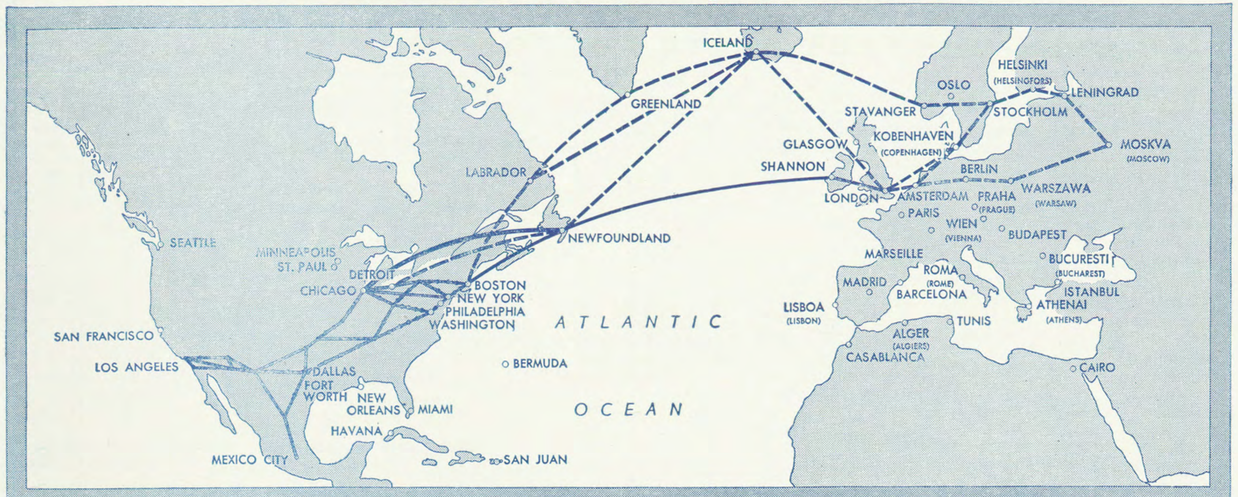

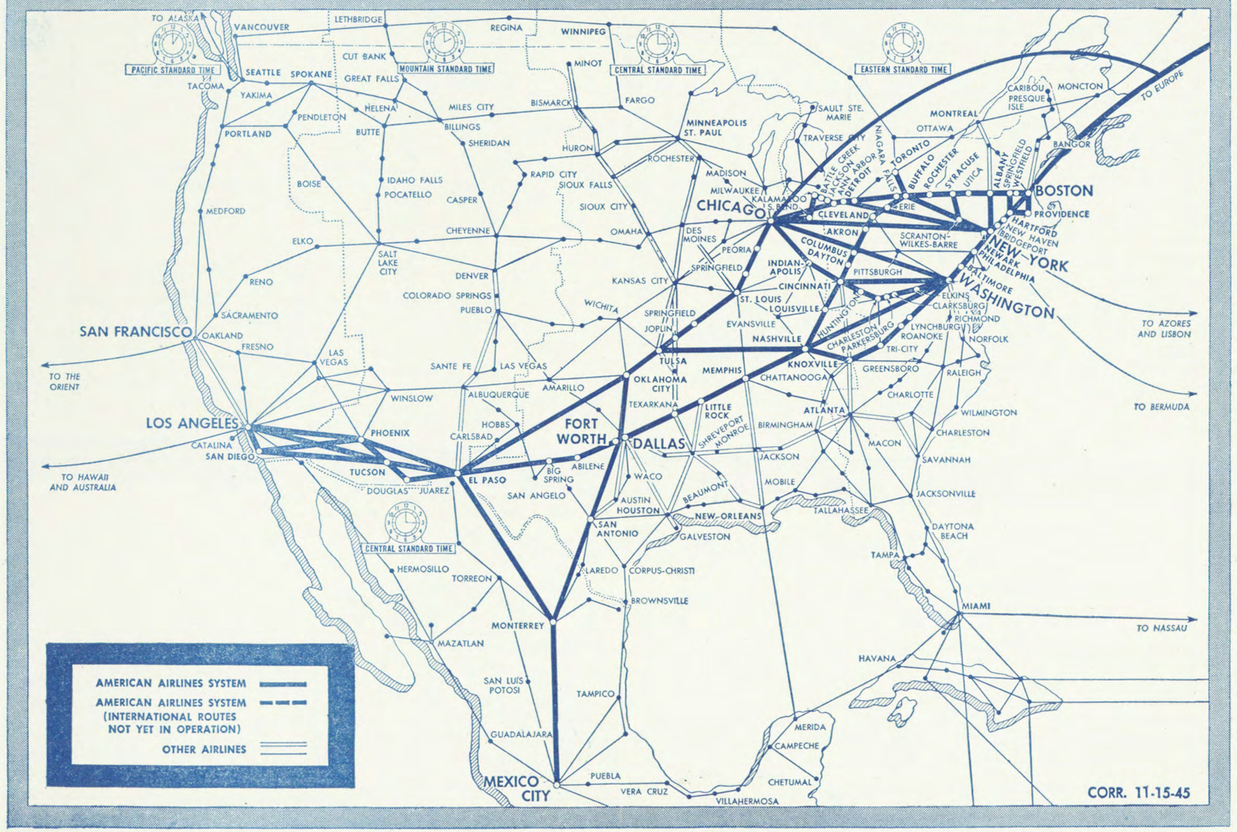

The Southern Route

Complete WESTBOUND TRANSCONTINENTAL Schedules

TABLE 1
WESTBOUND
ALL FLIGHTS DAILY
Unless Otherwise Indicated

			91	101	65–81	The Sun Country Special 245–1	103	73	The Plains-man 5	69–83	45–203	85	47–277	The Mer-cury 47–7	31–9	133–11	139–279	The South-erner 139–3	143–105	147–201	111	Except Mon. 801
			pm	am	am	am	am	am	pm	pm	pm	pm	pm	pm	pm	pm	pm	pm	pm	pm	am	am
Boston	(EST)	Lv	.....	.....	.....	★5.25	10.15	.....	12★00	1.00	2.00	.....	3.00	3.00	4.00	5.00	8.00	8.00	9.00	11.00	.....	.....
Providence	"	Lv	.....	.....	.....	–	♂9.34	.....	–	★1.34	–	.....	♂3.19	♂3.19	–	♂5.30	–	–	–	–	.....	.....
Springfield-Westfield	"	Lv	.....	.....	.....	–	–	.....	–	–	–	.....	–	–	–	–	♂8.00	♂8.00	–	–	.....	.....
Hartford	"	Lv	.....	.....	.....	–	♂10.44	.....	–	–	–	.....	–	–	♂5.05	♂5.05	♂8.30	♂8.30	♂9.27	♂11.09	.....	.....
Bridgeport	"	Lv	.....	.....	.....	–	–	.....	–	–	–	.....	–	–	–	–	–	–	–	–	.....	.....
New York	(EST)	Ar	.....	.....	.....	6.45	11.35	.....	1.20	2.45	3.20	.....	4.20	4.20	5.20	6.20	9.20	9.20	10.20	12.20	.....	.....
New York	(EST)	Lv	.....	★6.05	.....	★7.05	11★55	.....	1.50	3.05	3.35	.....	★5.00	5.20	★6.30	★7.10	9.45	10.05	11.15	12.40	.....	2.00
Philadelphia	"	Lv	.....	–	.....	–	–	.....	2.45	–	–	.....		–	–	8.10		–	–	–	.....	–
Baltimore	"	Lv	.....	–	.....	8.35	–	.....	3.34	–	–	.....		–	–	9.04		–	12.50	–	.....	–
Washington	"	Ar	.....	7.40	.....	8.59	1.30	.....	3.58	4.40	5.10	.....		6.55	8.05	9.28		11.40	1.14	2.15	.....	3.35
Washington	"	Lv	.....	7.55	★7.00	9.14	1.45	.....	★4.13	★4.55	★5.25	.....		★7.10	8.20	9.43		11.55	1.29	2.30	.....	3.50
Lynchburg	"	Lv	.....	–		10.35	–	.....	–		–	.....		–	–	–		–	–	–	.....	–
Roanoke	"	Lv	.....	–	Via Cin-cin-nati	11.10	–	.....	–	Via Cin-cin-nati	–	.....		–	–	–		–	–	–	.....	–
Bristol / Johnson City / Kingsport (Tri-City)	(EST)	Lv	.....	–		12.28	–	.....	–		–	.....	Via	–	–	12.23	Via	–	–	–	.....	–
Knoxville	(CST)	Lv	.....	–		★12.27	–	.....	*6.36		–	.....	Chi-	–	–	–	Chi-	2.18	–	–	.....	–
Nashville	"	Ar	.....	11.00	11.34	1.39	4.50	.....	7.48	9.22	8.30	.....		10.15	–	1.13		3.30	–	5.35	.....	6.55
Nashville	"	Lv	.....	11.15	11★49	1.59	★5.05	.....	8.03	9.37	8.42	10.14	cago	10.30	–	1.28	cago	★3.45	–	★5.47	.....	7.10
Memphis	"	Ar	.....	12.46	1.20	3.30	6.36	.....	9.34	11.08	–	11.45		12.01	1.13	2.59		–	6.22	–	.....	–
Memphis	"	Lv	.....	12★58	1.32	3.42	*6.48	.....	9.46	11.20	–	.....		12.13	1.25	3.11		–	★6.34	–	.....	–
Little Rock	"	Lv	.....	–	–	4.57	–	.....	–	–	–	.....		–	–	–		–	7.49	–	.....	–
Texarkana	"	Lv	.....	–	–	★6.12	–	.....	–	–	–	.....		–	–	–		–	–	–	.....	–
Tulsa	"	Lv	.....	–	–	–	–	.....	–	–	12.38	.....	2.50	–	–	–		–	–	10.12	.....	–
Oklahoma City	"	Lv	.....	–	–	–	–	.....	–	–	1.46	.....	–	–	–	–	★7.47	–	–	11★20	.....	–
Ft. Worth	"	Lv	.....	–	–	–	–	.....	–	–	–	.....	–	–	–	–	–	–	–	–	11.55	–
Dallas	"	Ar	.....	3.57	4.31	7.34	9.47	.....	12.45	2.19	–	.....	–	–	4.24	6.10	–	–	10.06	–	12.15	11.27
Dallas	"	Lv	.....	★4.12	4.43	7.46	10.02	11.15	12.57	2.31	–	.....	–	–	★4.39	★6.25	–	–	10.18	–	12★27	11.39
Ft. Worth	"	Ar	.....	–	5.03	8.06	–	11.35	1.17	2.51	–	.....	–	3.22	–	–	–	8.12	10.38	–	–	11.59
Ft. Worth	"	Lv	.....	–	★5.18	8.25	–	11.50	1.32	3.06	–	.....	–	3.37	–	–	–	8.27	10★53	–	–	12.19
Abilene	"	Lv	.....	–	–	9.42	–	–	–	–	–	.....	–	–	–	–	–	–	–	–	–	–
Big Spring	(CST)	Lv	.....	–	–	10.44	–	–	–	–	–	.....	–	–	–	8.36	–	–	–	–	–	–
El Paso	(MST)	Ar	.....	7.02	7.58	11.47	1.16	2.54	4.36	6.12	5.28	.....	7.13	6.41	7.53	9.39	11.29	11.07	1.33	2.35	3.17	2.59
El Paso	"	Lv	★5.20	7.14	8.10	11.59	1.28	3.09	4.48	★6.24	★5.38	.....	★7.23	★6.53	8.05	9.51	11★39	11★19	1.45	2.47	3.29	3.11
Douglas	"	Lv	–	–	–	–	–	–	–	–	–	.....	–	–	–	–	–	–	3.17	–	–	–
Tucson	"	Lv	7.22	–	10.12	2.01	3.30	5.11	6.50	8.26	–	.....	9.25	–	–	11.53	–	–	4.06	★4.49	★5.31	–
Phoenix	(MST)	Lv	8.20	9.49	–	2.59	–	★6.09	★7.48	–	8.13	.....	–	9.28	10.40	12★51	2.14	1.54	★5.04	–	–	5.46
San Diego	(PST)	Ar	–	–	11.40	–	4.58	–	8.58	–	–	.....	10.53	–	–	2.01	–	–	–	6.17	–	–
San Diego	"	Lv	–	–	11.50	–	5.08	–	9.08	–	–	.....	11.03	–	–	2.11	–	–	–	6.27	–	–
Los Angeles	(PST)	Ar	9.43	11.12	12.45	4.22	6.03	7.32	10.03	10.26	9.36	.....	11.58	10.51	12.03	3.06	3.37	3.17	6.27	7.22	7.31	7.09
San Francisco	(PST)	Ar	U2.06	U2.35	T4.55	T7.50	U9.05	U1105	W1255	W2.35	T1215	.....	W2.35	W2.35	T3.15	U6.05	U7.05	U6.05	U9.05	W1005	W1005	W10.05
			am	am	am	am	am	am	pm	pm	pm	pm	pm	pm	pm	pm	pm	pm	pm	pm	pm	pm

T—TWA; U—UAL; W—WAL

Cargo Only

NEW YORK and WASHINGTON to NORFOLK

TABLE 2
SOUTHBOUND
ALL FLIGHTS DAILY
Unless Otherwise Indicated

			101	1	303	161	301	305	103	67	5	69	307	203	7	9	11	3	105	201	Ex. Mon. 801
			am	am	am	am	am	am	am	pm	pm	pm	pm	pm	pm	pm	pm	pm	pm	am	am
New York	(EST)	Lv	★6.05	★7.05	★7.10	7.15	9.35	11★10	11★55	12★35	1.50	3.05	3.20	3.35	5.20	★6.30	★7.10	10.05	11.15	12.40	2.00
Philadelphia	"	Ar	–	–	–	8.05	–	–	–	–	2.40	–	–	–	–	–	8.00	–	–	–	–
Philadelphia	"	Lv	–	–	–	★8.10	–	–	–	–	2.45	–	–	–	–	–	8.10	–	–	–	Cargo
Baltimore	"	Ar	–	8.30	–	–	–	–	–	2.00	3.29	–	–	–	–	–	8.54	–	12.40	–	Only
Baltimore	"	Lv	–	8.35	–	–	–	–	–	2.05	3.34	–	–	–	–	–	9.04	–	12.50	–	–
Washington	(EST)	Ar	7.40	8.59	8.45	9.10	11.10	12.45	1.30	2.29	3.58	4.40	4.55	5.10	6.55	8.05	9.28	11.40	1.14	2.15	3.35
Norfolk (Via PCA)	(EST)	Ar	10.05	11.15	11.15	11.15	1.05	2.20	3.33	5.20	5.43	10.52	10.52	10.52	10.52	10.52	10.52	2.00	.....	6.25	.....
			am	am	am	am	pm	pm	pm	pm	pm	pm	pm	pm	pm	pm	pm	am	am	am	am

AMERICAN AIRLINES SYSTEM
THE NATIONAL AND INTERNATIONAL ROUTE OF THE FLAGSHIPS

EXPLANATION OF REFERENCE MARKS ON PAGE 11

The Southern Route

Complete EASTBOUND TRANSCONTINENTAL Schedules

TABLE 1A
EASTBOUND
ALL FLIGHTS DAILY
Unless Otherwise Indicated

			108	276	The Sun Country Special 2	The Plains-man 6	312	110	104	102	The Mer-cury 4	12	10	84	204	112	202	278	90	82–66	The South-erner 8	Ex-cept Mon. 802
			am	am	am	am	am	am	am	am	am	pm	pm	pm	pm	pm	pm	pm	pm	pm	pm	am
San Francisco (PST) T—TWA; U—UAL; W—WAL		Lv	U3.30	U3.30	U3.30	U7.00	.....	U8.00	W1100	T1130	U1200	U2.00	W3.15	T5.00	U5.00	U6.00	U6.00	W9.00	W9.00	W9.00	W1045	.....
Los Angeles	(PST)	Lv	★6.15	★7.00	7.15	10★30	.....	11.10	1.45	2.45	★4.00	5.05	6.05	★7.25	7.45	8.50	9.05	12.01	12.35	1.00	2.00	7.30
San Diego	"	Ar	–	–	8.12	–	.....	12.07	–	3.42	–	6.02	7.02	–	–	–	10.02	12.58	–	–	–	–
San Diego	(PST)	Lv	–	–	★8.24	–	.....	12★17	–	3.52	–	★6.12	★7.12	–	–	–	10.12	1.08	–	–	–	–
Phoenix	(MST)	Lv	9.42	10.27	11.33	–	.....	3.26	–	★7.01	–	–	10.21	–	11.12	12.17	–	–	4.03	4.27	5.27	10.57
Tucson	"	Lv	–	–	★12.30	2.32	.....	4.23	★5.47	–	8.02	9.49	–	11.27	–	–	1.49	4.45	5.00	5.24	–	–
Douglas	"	Lv	–	–	–	–	.....	5.08	–	–	–	–	–	–	–	–	–	–	–	–	–	–
El Paso	"	Ar	11.55	12.40	2.09	4.11	.....	6.29	7.26	9.14	9.41	11.28	12.34	1.06	1.25	2.30	3.28	6.24	6.39	7.03	7.40	1.10
El Paso	(MST)	Lv	12★07	12★50	2.21	★4.23	.....	★6.41	7.38	9.26	9.53	11.40	12.46	1.18	1.36	2.42	★3.40	★6.34	.....	★7.15	★7.52	1.22
Big Spring	(CST)	Lv	–	–	5.17	–	.....	9.37	–	–	–	–	–	–	–	–	–	–	.....	–	–	–
Abilene	"	Lv	–	–	6.15	–	.....	–	–	–	–	–	–	–	–	–	–	–	.....	–	–	–
Ft. Worth	"	Ar	–	–	7.13	8.52	.....	11.10	11.40	1.28	1.55	–	5.16	–	–	6.44	–	–	.....	11.17	–	5.24
Ft. Worth	"	Lv	–	–	7.33	9.07	.....	.....	11.55	1.43	2.10	–	5.30	–	–	.....	–	–	.....	11.32	–	5.39
Dallas	"	Ar	4.19	–	7.53	9.27	.....	.....	12.15	2.03	–	3.52	5.50	5.30	–	.....	–	–	.....	11.52	12.04	5.59
Dallas	"	Lv	★4.34	–	★8.05	9.39	.....	.....	12.27	2.15	–	4.07	★6.02	★5.45	–	.....	–	–	.....	12★04	12★19	6.14
Oklahoma City	"	Lv	–	★6.15	–	–	.....	.....	–	–	–	–	–	–	7.01	.....	8.33	–	.....	–	–	–
Tulsa	"	Lv	–		–	–	.....	.....	–	–	–	–	–	–	★8.01	.....	★9.33	12★32	.....	–	–	–
Texarkana	"	Lv	–		9.23	–	.....	.....	–	–	–	–	–	–	–	.....	–		.....	–	–	–
Little Rock	"	Lv	–		10.31	–	.....	.....	–	–	–	–	8.08	–	–	.....	–		.....	–	–	–
Memphis	"	Ar	7.06		11.29	12.11	.....	.....	–	4.47	–	6.39	9.06	8.17	–	.....	–		.....	2.36	2.51	–
Memphis	"	Lv	7.18	Via	11.41	12.23	12.40	.....	.....	4.59	–	★6.51	9.18	8.29	–	.....	–	Via	.....	2.48	3.03	–
Nashville	"	Ar	8.38		1.01	–	2.00	.....	4.04	6.19	5.57	8.11	10.38	9.49	11.17	.....	1.16		.....	4.08	4.23	9.51
Nashville	"	Lv	8.53	Chi-	1.16	–	.....	.....	★4.19	★6.34	★6.12	8.26	10.53	.....	11★29	.....	1.28	Chi-	.....	★4.23	★4.38	10.03
Knoxville	(CST)	Lv	10.07		–	–	.....	.....	–	–	–	9.40	12★07	.....	–	.....	–		.....	–	–	–
Kingsport / Johnson City / Bristol (Tri-City)	(EST)	Lv	–	cago	–	–	.....	.....	–	–	–	–	2.02	.....	–	.....	–	cago	.....	Via Cin-cin-nati	–	–
Roanoke	"	Lv	–		–	–	.....	.....	–	–	–	–	3.09	.....	–	.....	–		.....		–	–
Lynchburg	"	Lv	–		–	–	.....	.....	–	–	–	–	3.37	.....	–	.....	–		.....		–	–
Washington	"	Ar	1.42		5.38	6.18	.....	.....	8.41	10.56	10.34	1.15	4.42	.....	3.51	.....	5.50		.....	10.37	9.00	2.25
Washington	"	Lv	1.54		★5.53	6.33	.....	.....	8.56	11.08	10.49	1.27	4.57	.....	4.03	.....	★6.02		.....	10.49	9.12	2.37
Baltimore	"	Lv	–		–	★7.04	.....	.....	–	11★39	–	★1.58	★5.28	.....	–	.....	–		.....	11.20	–	–
Philadelphia	"	Lv	–		6.58	–	.....	.....	–	–	–	–	6.12	.....	–	.....	–		.....	–	–	–
New York	(EST)	Ar	3.22	4.19	7.42	8.18	.....	.....	10.24	12.53	12.17	3.12	6.56	.....	5.31	.....	7.30	10.45	.....	12.34	10.40	4.05
Bridgeport	(EST)	Ar	★7.29	★7.29	–	–	.....	.....	–	–	–	–	–	.....	–	.....	–	–	.....	–	–	.....
Hartford	"	Ar	–	–	–	–	.....	.....	11.47	–	♂1.42	♂4.42	–	.....	–	.....	–	–	.....	–	–	.....
Springfield-Westfield	"	Ar	–	–	–	–	.....	.....	–	–	–	–	–	.....	–	.....	–	–	.....	–	–	.....
Providence	"	Ar	–	–	–	–	.....	.....	–	–	–	♂4.56	–	.....	7.16	.....	–	–	.....	–	–	.....
Boston	(EST)	Ar	8.39	8.39	10.15	10.15	.....	.....	12.36	3.15	2.15	5.15	9.15	.....	7.48	.....	9.15	2.45	.....	2.45	2.45	.....
			am	am	am	am	am	pm	pm	pm	pm	pm	pm	am	pm	am	pm	am	am	am	am	am

Cargo Only

NORFOLK and WASHINGTON to NEW YORK

TABLE 2A
NORTHBOUND
ALL FLIGHTS DAILY
Unless Otherwise Indicated

			2	6	104	304	4	102	302	306	160	12	204	10	308	202	64	8	66	108	Ex. Tue. 802	
			am	am	am	am	am	am	am	am	am	am	pm	pm	pm	pm	pm	pm	pm	pm	am	
Norfolk (Via PCA)	(EST)	Lv	.....	.....	6.35	6.35	8.15	8.15	10.15	10.15	11.50	11.50	2.25	3.25	3.25	4.25	6.10	6.10	6.10	11.40	.....	.....
Washington	(EST)	Lv	★5.53	6.33	8.56	9.15	10.49	11.08	12★10	★1.05	★1.12	1.27	4.03	4.57	5.15	★6.02	8.46	9.12	10.49	1.54	2.37	.....
Baltimore	"	Ar	–	6.59	–	–	–	11.34	–	–	–	1.53	–	5.23	–	–	–	–	11.15	–	–	.....
Baltimore	"	Lv	–	★7.04	–	–	–	11★39	–	–	–	★1.58	–	★5.28	–	–	–	–	11.20	–	Cargo	.....
Philadelphia	"	Ar	6.48	–	–	–	–	–	–	–	2.07	–	–	6.07	–	–	–	–	–	–	Only	.....
Philadelphia	"	Lv	6.58	–	–	–	–	–	–	–	2.12	–	–	6.12	–	–	–	–	–	–	–	.....
New York	(EST)	Ar	7.42	8.18	10.24	10.43	12.17	12.53	1.38	2.33	2.56	3.12	5.31	6.56	6.43	7.30	10.14	10.40	12.34	3.22	4.05	.....
			am	am	am	am	pm	pm	pm	pm	pm	pm	pm	pm	pm	pm	pm	pm	am	am	am	

PASSENGER FARES ON PAGE 15

AMERICAN AIRLINES SYSTEM
THE NATIONAL AND INTERNATIONAL ROUTE OF THE FLAGSHIPS

EVERY HOUR ON THE HOUR

BOSTON - NEW YORK

EVERY HOUR ON THE HOUR

TABLE 3

SOUTHBOUND
ALL FLIGHTS DAILY

		245	37 (Early Bird)	301	33	243	35	103	39	5	69	43	45	49	47	31	137	133	149	135	121	41	139	233	141	143	145	131	147	241
		am	am	am	am	am	am	am	am	am	pm	pm	pm	pm	pm	pm	pm	pm	pm	pm	pm	pm	pm	pm	pm	pm	pm	pm	pm	am
BOSTON.....(EST)	Lv	5★25	7.00	8★00	9.00	9.50	1000	10.15	11.00	12★00	1.00	1.40	2.00	2.45	3.00	4.00	....	5.00	.....	6★00	7★00	7★05	8.00	8.10	8.30	9.00	1000	10.15	1100	1201
PROVIDENCE..... "	Ar	–	7.29	–	9.29	–	–	–	–	–	1.29	–	–	3.14	–	–	....	–	.....	–	–	–	–	8.39	–	–	–	–	–	–
PROVIDENCE..... "	Lv	–	7★34	–	9.34	–	–	–	–	–	1★34	–	–	3.19	–	–	....	–	5.30	–	–	–	–	8.49	–	–	–	–	–	–
SPR'GF'LD-WESTF'LD. "	Ar	–	–	–	–	–	–	–	–	–	–	–	–	–	–	–	....	–	–	–	–	7.55	–	–	–	–	–	–	–	–
SPR'GF'LD-WESTF'LD. "	Lv	–	–	–	–	–	–	–	–	–	–	–	–	–	–	–	....	–	–	–	–	8.00	–	–	–	–	–	–	–	–
HARTFORD..... "	Ar	–	8.08	–	–	10.39	–	–	–	–	–	2.29	–	–	–	–	....	–	–	–	–	8.22	–	–	9.19	–	–	11.04	–	–
HARTFORD..... "	Lv	–	8.13	–	–	10.44	–	–	–	–	–	2.34	–	–	–	–	5.05	–	–	–	–	8.30	–	–	9.27	–	–	11.09	–	–
BRIDGEPORT..... "	Ar	–	–	–	–	–	–	–	–	–	–	3.01	–	–	–	–	....	–	–	–	–	–	–	–	–	–	–	–	–	–
BRIDGEPORT..... "	Lv	–	–	–	–	–	–	–	–	–	–	3.06	–	–	–	–	....	–	–	–	–	–	–	–	–	–	–	–	–	–
NEW YORK.....(EST)	Ar	6.45	8.58	9.20	1045	11.29	1120	11.35	12.20	1.20	2.45	3.34	3.20	4.30	4.20	5.20	5.50	6.20	6.41	7.20	8.20	9.15	9.20	10.00	10.12	10.20	1120	11.54	1220	1.21
		am	am	am	am	pm	am	am	pm	pm	pm	pm	pm	pm	pm	pm	pm	pm	pm	pm	pm	pm	pm	pm	pm	pm	pm	pm	am	am

EVERY HOUR ON THE HOUR

NEW YORK - BOSTON

EVERY HOUR ON THE HOUR

TABLE 3A

NORTHBOUND
ALL FLIGHTS DAILY

		234 (Early Bird)	30	34	36	38	40	32	42	44	46	130	48	302	134	240	242	136	138	132	140	142	308	230	146	148	236	232	238	144
		am	am	am	am	am	am	am	am	am	pm	pm	pm	pm	pm	pm	pm	pm	pm	pm	pm	pm	pm	pm	pm	pm	pm	pm	am	am
NEW YORK.....(EST)	Lv	7.00	7★35	8★00	8★10	9.00	9.15	1000	11.00	12★00	12★45	12★55	1★00	2.00	3.00	3.50	3.55	4.00	4.30	5.00	6★00	6★10	7★00	7★05	8.00	9.00	10.00	11.00	1.30	3.40
BRIDGEPORT..... "	Ar	7.29	–	–	–	–	–	–	–	–	–	–	–	–	–	–	–	–	–	–	–	–	–	–	–	–	–	–	–	–
BRIDGEPORT..... "	Lv	7★34	–	–	–	–	–	–	–	–	–	–	–	–	–	–	–	–	–	–	–	–	–	–	–	–	–	–	–	–
HARTFORD..... "	Ar	–	8.22	–	–	–	–	–	11.47	–	–	1.42	–	–	–	–	4.42	–	5.17	–	–	–	–	7.52	–	–	–	11.47	–	–
HARTFORD..... "	Lv	–	8.27	–	–	–	–	–	11.52	–	–	1.47	–	–	–	–	....	–	5.22	–	–	–	–	7.57	–	–	–	11.52	–	–
SPR'GF'LD-WESTF'LD "	Ar	–	8.48	–	–	–	–	–	–	–	–	–	–	–	–	–	....	–	–	–	–	–	–	–	–	–	–	–	–	–
SPR'GF'LD-WESTF'LD "	Lv	–	8.53	–	–	–	–	–	–	–	–	–	–	–	–	–	....	–	–	–	–	–	–	–	–	–	–	–	–	–
PROVIDENCE..... "	Ar	–	–	–	9.16	–	–	–	–	–	1.51	–	–	–	–	4.56	....	–	–	–	–	7.16	–	–	–	1006	–	12.23	–	–
PROVIDENCE..... "	Lv	–	–	–	9.21	–	–	–	–	–	1.56	–	–	–	–	....	....	–	–	–	–	7.21	–	–	–	1011	–	12.28	–	–
BOSTON.....(EST)	Ar	8.39	9.40	9.15	9.48	1015	1030	1115	12.36	1.15	2.23	2.31	2.15	3.15	4.15	....	....	5.15	6.06	6.15	7.15	7.48	8.15	8.41	9.15	1038	11.15	12.55	2.45	4.55
		am	am	am	am	am	am	am	pm	pm	pm	pm	pm	pm	pm	pm	pm	pm	pm	pm	pm	pm	pm	pm	pm	pm	pm	am	am	am

BOSTON - WASHINGTON

TABLE 4

SOUTHBOUND
ALL FLIGHTS DAILY

		245			37 (Early Bird)	301	33	103	39	5	69		45	49	31	133	135	41	139	141	143	147		
		am	am	am	am	am	am	am	am	am	pm	pm	pm	pm	pm	pm	pm	pm	pm	pm	pm	pm		
BOSTON.....(EST)	Lv	5★25	.....	.....	7.00	8★00	9.00	10.15	11.00	12★00	1.00	.....	2.00	2.45	4.00	5.00	★6.00	7★05	8.00	8.30	9.00	11.00	.....	.....
PROVIDENCE..... "	Lv	–	.....	.....	7★34	–	9.34	–	–	–	1★34	.....	–	3.19	–	5.38	–	–	–	8.49	–	–	.....	.....
SPR'GF'LD-WESTF'LD.... "	Lv	–	.....	.....	–	–	–	–	–	–	–	.....	–	–	–	–	–	8.00	–	–	–	–	.....	.....
HARTFORD..... "	Lv	–	.....	.....	8.13	–	–	–	–	–	–	.....	–	–	5.05	–	–	8.30	–	9.27	–	1109	.....	.....
BRIDGEPORT..... "	Lv	–	.....	.....	–	–	–	–	–	–	–	.....	–	–	–	–	–	–	–	–	–	–	.....	.....
NEW YORK.....(EST)	Ar	6.45	↓	↓	8.58	9.20	10.45	11.35	12.20	1.20	2.45	↓	3.20	4.30	5.20	6.20	7.20	9.15	9.20	10.12	10.20	12.20	.....	.....
		1	303	161			305		67			307	203	7	9	11	EAL 17		3		105	201		
NEW YORK.....(EST)	Lv	7★05	7★10	7.15	↓	9.35	11★10	11★55	12★35	1.50	3.05	3.20	3.35	5.20	6★30	7★10	8.30	↓	10.05	↓	11.15	12.40	.....	.....
PHILADELPHIA..... "	Ar	–	–	8★05	.....	–	–	–	–	2.40	–	–	–	–	–	8.00	–	.....	–	.....	–	–	.....	.....
BALTIMORE..... "	Ar	8.30	–	–	.....	–	–	–	2.00	3.29	–	–	–	–	–	8.54	–	.....	–	.....	12.40	–	.....	.....
WASHINGTON.....(EST)	Ar	8.59	8.45	9.10	.....	11.10	12.45	1.30	2.29	3.58	4.40	4.55	5.10	6.55	8.05	9.28	9.59	.....	11.40	.....	1.14	2.15	.....	.....
		am	am	am	am	am	pm	pm	pm	pm	pm	pm	pm	pm	pm	pm	pm	pm	pm	pm	am	am		

WASHINGTON - BOSTON

TABLE 4A

NORTHBOUND
ALL FLIGHTS DAILY

		2	6	104	304	4	102	302	306	160	12	204	10	308	202	64	8	66	EAL 22	108		
		am	am	am	am	am	am	pm	pm	pm	pm	pm	pm	pm	pm	pm	pm	pm		am		
WASHINGTON.....(EST)	Lv	★5.53	6.33	8.56	9.15	10.49	11.08	12★10	★1.05	★1.12	1.27	4.03	4.57	5.15	★6.02	8.46	9.12	10.49	11.50	1.54	.....	.....
BALTIMORE..... "	Lv	–	★7.04	–	–	–	11★39	–	–	–	★1.58	–	★5.28	–	–	–	–	11.20	–	–	.....	.....
PHILADELPHIA..... "	Lv	6.58	–	–	–	–	–	–	–	2.12	–	–	6.12	–	–	–	–	–	–	–	.....	.....
NEW YORK.....(EST)	Ar	7.42	8.18	10.24	10.43	12.17	12.53	1.38	2.33	2.56	3.12	5.31	6.56	6.43	7.30	10.14	10.40	12.34	1.19	3.22	.....	.....
		36	38	42	44	130			134		136	140		146		232		238	144	234		
NEW YORK.....(EST)	Lv	★8.10	9.00	11.00	12★00	12★55	↓	2.00	3.00	↓	4.00	★6.00	↓	8.00	↓	11.00	↓	1.30	3.40	7.00	.....	.....
BRIDGEPORT..... "	Ar	–	–	–	–	–	.....	–	–	.....	–	–	.....	–	.....	–	.....	–	–	★7.25	.....	.....
HARTFORD..... "	Ar	–	–	11.47	–	1.42	.....	–	–	.....	♂4.42	–	.....	–	.....	11.47	.....	–	–	–	.....	.....
SPR'GF'LD-WESTF'LD.... "	Ar	–	–	–	–	–	.....	–	–	.....	–	–	.....	–	.....	–	.....	–	–	–	.....	.....
PROVIDENCE..... "	Ar	9.16	–	–	–	♂1.51	.....	–	♂4.56	.....	♂4.56	–	.....	–	.....	12.23	.....	–	–	–	.....	.....
BOSTON.....(EST)	Ar	9.48	10.15	12.36	1.15	2.31	.....	3.15	4.15	.....	5.15	7.15	.....	9.15	.....	12.55	.....	2.45	4.55	8.39	.....	.....
		am	am	pm	pm	pm		pm	pm		pm	pm		pm		am		am	am	am		

AMERICAN AIRLINES SYSTEM
THE NATIONAL AND INTERNATIONAL ROUTE OF THE FLAGSHIPS

EXPLANATION OF REFERENCE MARKS ON PAGE 11

BOSTON *and* NEW YORK - BUFFALO - CLEVELAND - DETROIT - CHICAGO

FOR COMPLETE BOSTON-NEW YORK SCHEDULES, SEE TABLE 3

TABLE 5 — Westbound

ALL FLIGHTS DAILY
UNLESS OTHERWISE INDICATED

		245 (The Niagara)	245	37	33	103 (The Chicagoan)	39	5	45	47	121	41	139	143	147	241 (The Night Owl)	
		am	am	am	am	am	am	am	pm	pm	pm	pm	pm	pm	pm	am	am
Boston.....(EST)	Lv	.....	★5.25	★5.25	7.00	.....	9.00	.....	10.15	.....	11.00	.....	12★00	2.00	3.00	.....	★7.00	★7.05	8.00	9.00	11.00	12.01	.....
Providence..... "	Lv	.....	–	–	.....	★7.34	.....	9.34	.....	–	.....	–	.....	–	–	♂3.19	.....	–	–	–	♂8.49	–	–	.....
Springf'd-Westf'd "	Lv	.....	–	–	.....	–	.....	–	.....	–	.....	–	.....	–	–	–	.....	–	8.00	–	–	–	–	.....
Hartford..... "	Lv	.....	–	–	.....	8.13	.....	–	.....	–	.....	–	.....	–	♂2.34	–	.....	–	8.30	–	♂9.27	♂1109	–	.....
Bridgeport..... "	Lv	.....	–	–	.....	–	.....	–	.....	–	.....	–	.....	–	♂3.06	–	.....	–	–	–	–	–	–	.....
New York.....(EST)	Ar	.....	6.45	6.45	.....	8.59	.....	10.45	.....	11.35	.....	12.20	.....	1.20	3.20	4.20	↓	8.20	9.15	9.20	10.20	12.20	1.21	.....
		71	21	97		117	129	125	83		23	99	95		123	119	277	25		55	279	27	815▼	29	815▲
New York.....(EST)	Lv	.....	★7.10	★8.25	.....	9.15	.....	.....	11★20	.....	12★10	.....	1.30	.....	2.20	★4.10	★5.00	★5.15	8.40	9.30	9.45	10.40	12.45	1.40	1245
Syracuse..... "	Ar	.....	–	10.06	.....	–	.....	.....	1.01	.....	–	.....	3.11	.....	–	–	–	–	–	11.11	–	–	–	–	–
Syracuse..... "	Lv	.....	–	10.14	.....	–	.....	.....	1.09	.....	–	.....	3.19	.....	–	–	–	–	–	11.19	–	–	–	–	–
Rochester..... "	Ar	.....	–	10.51	.....	–	.....	.....	1.46	.....	–	.....	3.56	.....	–	–	–	–	–	11.56	–	–	–	–	–
Rochester..... "	Lv	.....	–	10.59	.....	–	.....	.....	1.54	.....	–	.....	4.04	.....	–	–	–	–	–	12.04	–	–	–	–	–
Buffalo..... "	Ar	.....	9.26	11.30	↓	11.31	.....	.....	2.25	↓	2.26	↓	4.35	↓	4.36	–	–	7.31	10.56	12.35	–	12.56	3.01	3.56	3.01
Buffalo..... "	Lv	.....	9.36	11.51	↔	11★41	.....	.....	2.46	↔	2.36	2.40	4.56	↔	4.46	–	–	7.41	11.06	→	.....	1.11	3.16	4.06	3.16
Toronto..... "	Ar	.....	–	12.29	.....	–	.....	.....	–	.....	–	3.18	5.34	.....	–	–	–	–	–	.....	–	–	–	–	–
Erie..... "	Lv	.....	–	.....	.....	–	.....	.....	3.39	.....	–	.....	.....	.....	–	–	–	–	–	.....	–	–	–	–	–
Cleveland..... "	Ar	.....	–	.....	.....	–	.....	.....	4.25	.....	–	.....	.....	.....	–	–	–	–	–	.....	–	–	–	–	–
Windsor..... "	Ar	.....	.....	.....	.....	–	.....	.....	.....	.....	–	.....	.....	.....	–	–	–	–	–	.....	–	–	–	–	–
Windsor..... "	Lv	.....	.....	.....	.....	–	3.01	.....	.....	.....	–	.....	.....	.....	–	–	–	–	–	.....	–	–	–	–	–
Detroit..... "	Ar	.....	11.20	.....	.....	1.25	3.13	.....	.....	.....	4.20	.....	.....	.....	6.30	7.50	8.40	9.25	12.50	.....	–	2.55	5.00	5.50	5.00
Detroit..... "	Lv	7★00	11★32	.....	.....	1.37	3.25	4.45	.....	.....	4.32	.....	.....	.....	★6.42	8.02	8.52	9.37	1.02	.....	–	3.10	5.20	6.02	5.20
☆ Battle Creek..(EST)	Ar	–	–	.....	.....	–	–	5.41	.....	.....	–	.....	.....	.....	–	–	–	–	–	.....	–	–	–	–	–
South Bend.....(CST)	Ar	–	11.53	.....	.....	–	–	–	.....	.....	–	.....	.....	.....	–	8.23	–	–	–	.....	–	–	–	–	–
South Bend..... "	Lv	–	11.58	.....	.....	–	–	–	.....	.....	–	.....	.....	.....	–	8.28	–	–	–	.....	–	–	–	–	–
Chicago.....(CST)	Ar	7.54	12.39	.....	.....	2.31	4.19	5.54	.....	.....	5.26	.....	.....	.....	7.36	9.09	9.46	10.31	1.56	.....	1.55	4.04	6.14	6.56	6.14
		am	pm	pm		pm	pm	pm	pm		pm	pm	pm		pm	pm	pm	pm	am	am	am	am	am	am	am

Cargo Only

☆—Effective December 1st

CHICAGO - DETROIT - CLEVELAND - BUFFALO - NEW YORK *and* BOSTON

FOR COMPLETE NEW YORK-BOSTON SCHEDULES, SEE TABLE 3A

TABLE 5A—Eastbound

ALL FLIGHTS DAILY
UNLESS OTHERWISE INDICATED

		50	20 (The Niagara)	14	98	116	128	124	80	96	22 (The Manhattan)	118 (The Executive)		94	24 (The New Yorker)	278	114	26	122	276	814 (Sun. & Hol. Only)	28 (The Night Owl)	814 (Except Sun. & Hol.)
		am	am	am	pm	am	am	pm	pm	pm	pm	pm		pm	pm	pm	pm	pm	pm	pm	pm	am	pm
Chicago..... (CST)	Lv	.....	★7.00	★7.45	....	9.15	11★40	12★45	.....	.....	1.15	3.00	.....	.....	4.15	5★00	★6.15	9.35	10.00	11.20	11.25	12.30	11.25
South Bend..... "	Ar	.....	–	–	....	9.53	–	–	.....	.....	1.53	–	.....	.....	–	–	–	–	10.38	–	–	–	–
South Bend..... (CST)	Lv	.....	–	–	....	9.58	–	–	.....	.....	★1.58	–	.....	.....	–	–	–	–	10.43	–	–	–	–
☆ Battle Creek..(EST)	Lv	.....	–	–	....	–	–	2.56	.....	.....	–	–	.....	.....	–	–	–	–	–	–	–	–	–
Detroit..... "	Ar	.....	9.37	10.22	....	12.09	2.17	3.58	.....	.....	4.09	5.37	.....	.....	6.52	7.37	8.52	12.12	12.54	–	2.02	3.07	2.02
Detroit..... "	Lv	.....	9.49	10.34	....	12★21	2.29	.....	.....	.....	4.21	5★49	.....	.....	★7.04	7.49	9.04	12.24	.....	–	2.14	3.19	2.14
Windsor..... "	Ar	.....	–	–	....	–	2.42	.....	.....	.....	–	–	.....	.....	–	–	–	–	.....	–	–	–	–
Windsor..... "	Lv	.....	–	–	....	–	.....	.....	.....	.....	–	–	.....	.....	–	–	–	–	.....	–	–	–	–
Cleveland..... "	Lv	.....	–	–	....	–	.....	.....	12.45	.....	–	–	.....	.....	–	–	–	–	.....	–	–	–	–
Erie..... "	Lv	.....	–	–	....	–	.....	.....	1.33	.....	–	–	.....	.....	–	–	–	–	.....	–	–	–	–
Toronto..... "	Lv	.....	–	–	1.00	–	.....	.....	–	3.50	–	–	.....	6.30	–	–	–	–	.....	–	–	–	–
Buffalo..... "	Ar	.....	11.17	12.02	1.35	1.49	.....	.....	2.14	4.25	5.49	7.17	↔	7.05	8.32	–	10.32	1.52	.....	–	3.42	4.47	3.42
Buffalo..... "	Lv	7.00	11★27	12★12	↓	1.59	.....	.....	2.24	4.45	★5.59	⊕727	↔	⊕7.30	8.42	–	10.42	2.02	.....	–	3.52	4.59	3.52
Rochester..... "	Ar	7.28	–	–	....	–	.....	.....	2.52	5.13	–	–	.....	7.58	–	–	–	–	.....	–	–	–	–
Rochester..... "	Lv	★7.36	–	–	....	–	.....	.....	3.00	5.21	–	–	.....	8.06	–	–	–	–	.....	–	–	–	–
Syracuse..... "	Ar	8.09	–	–	....	–	.....	.....	3.33	5.54	–	–	.....	8.39	–	–	–	–	.....	–	–	–	–
Syracuse..... "	Lv	★8.19	–	–	....	–	.....	.....	3.43	★6.04	–	–	.....	8.49	–	–	–	–	.....	–	–	–	–
New York..... (EST)	Ar	9.45	1.11	1.56	....	3.43	.....	.....	5.09	7.30	7.43	9.11	.....	10.15	10.26	10.45	12.26	3.46	.....	4.19	5.36	6.43	5.36
		42	302	134		138			140	146	148	236		232		238				234	234	30	
New York..... (EST)	Lv	11.00	2.00	3.00	....	4.30	.....	.....	★6.00	8.00	9.00	10.00	.....	11.00	↓	1.30	↓	.....	.....	7.00	7.00	★7.35	.....
Bridgeport..... "	Ar	–	–	–	....	–	.....	.....	–	–	–	–	.....	–	.....	–	.....	.....	.....	7★29	★7.29	–	.....
Hartford..... "	Ar	11.47	–	♂4.42	....	5.17	.....	.....	–	–	–	–	.....	11.47	.....	–	.....	.....	.....	–	–	8.22	.....
Springf'd-Westf'd "	Ar	–	–	–	....	–	.....	.....	–	–	–	–	.....	–	.....	–	.....	.....	.....	–	–	8.48	.....
Providence..... "	Ar	–	–	♂4.56	....	–	.....	.....	♂7.16	♂10.06	10.06	–	.....	12.23	.....	–	.....	.....	.....	–	–	–	.....
Boston..... (EST)	Ar	12.36	3.15	4.15	....	6.06	.....	.....	7.15	9.15	10.38	11.15	.....	12.55	.....	2.45	.....	.....	.....	8.39	8.39	9.40	.....
		pm	pm	pm	pm	pm	pm	pm	pm	pm	pm	pm		am	pm	am	am	am	am	am	am	am	am

Cargo Only

☆—Effective December 1st

AMERICAN AIRLINES SYSTEM
THE NATIONAL AND INTERNATIONAL ROUTE OF THE FLAGSHIPS

WASHINGTON - CINCINNATI - INDIANAPOLIS - CHICAGO

TABLE 6
ALL FLIGHTS DAILY

The President 69	The Postmaster 67	The West Virginian 161	The Senator 65	Read Down			Read Up		The West Virginian 160	The Postmaster 64	The President 66	The American 68
pm	pm	am	am						pm	pm	pm	am
★4.55	2.44	9.25	★7.00	Lv	Washington	(EST)	Ar		1.00	8.34	10.37	5.54
–	–	10.40	–	Ar	Elkins	"	Lv		12.02	–	–	–
–	–	10.50	–	Lv	Elkins	"	Ar		11.52	–	–	–
8.08	5.45	12.43	10.01	Ar	Cincinnati	"	Lv		10.23	★6.07	8.10	3.27
8.30	5.55	12.53	10.12	Lv	Cincinnati	(EST)	Ar		10.12	5.57	8.00	3.17
–	5.49	12.47	10.06	Ar	Indianapolis	(CST)	Lv		8.24	4.09	–	1.29
–	★5.57	★12.55	10.14	Lv	Indianapolis	"	Ar		8.16	4.01	–	1.21
9.24	7.08	2.06	11.25	Ar	Chicago	(CST)	Lv		★7.05	2.50	★5.15	12.10
pm	pm	pm	am						am	pm	pm	am

BOSTON *and* NEW YORK *to* CINCINNATI, INDIANAPOLIS *and* CHICAGO

For complete Boston — New York and Washington schedules, see Tables 3 and 4

TABLE 7
ALL FLIGHTS DAILY

The President 69	The Postmaster 39	The West Virginian 245	The Senator 65	Read Down			Read Up		The West Virginian 136	The Postmaster 232	The President 238	The American 38
pm	am	am	am						pm	am	am	am
1.00	11.00	★5.25	.....	Lv	Boston	(EST)	Ar		5.15	12.55	2.45	10.15
★1.34	–	–	.....	Lv	Providence	"	Ar		◇4.56	12.23	–	–
–	–	–	.....	Lv	Sprgf'd-Westf'd	"	Ar		–	–	–	–
–	◇10.44	–	.....	Lv	Hartford	"	Ar		◇4.42	11.47	–	–
–	–	–	.....	Lv	Bridgeport	"	Ar		–	–	–	–
2.45	12.20	6.45	.....	Ar	New York	(EST)	Lv		4.00	11.00	1.30	9.00
	67	161							160	64	66	68-6
3.05	12★35	7.15	.....	Lv	New York	(EST)	Ar		2.56	10.14	12.34	8.18
–	–	★8.10	.....	Lv	Philadelphia	"	Lv		2.12	–	–	–
–	2.05	◇8.35	.....	Lv	Baltimore	"	Lv		–	–	11.20	★7.04
4.40	2.29	9.10	.....	Ar	Washington	"	Lv		★1.12	8.46	10.49	6.33
★4.55	2.44	9.25	★7.00	Lv	Washington	"	Ar		1.00	8.34	10.37	5.54
–	–	10.50	–	Lv	Elkins	"	Lv		12.02	–	–	–
8.08	5.45	12.43	10.01	Ar	Cincinnati	"	Lv		10.23	★6.07	8.10	3.27
8.30	5.55	12.53	10.12	Lv	Cincinnati	(EST)	Ar		10.12	5.57	8.00	3.17
–	★5.57	★12.55	10.14	Ar	Indianapolis	(CST)	Lv		8.24	4.09	–	1.29
9.24	7.08	2.06	11.25	Ar	Chicago	(CST)	Lv		★7.05	2.50	★5.15	12.10
pm	pm	pm	am						am	pm	pm	am

WASHINGTON - CINCINNATI *and* INDIANAPOLIS *to the* PACIFIC NORTHWEST

TABLE 9
ALL FLIGHTS DAILY

69	67	161	65	Read Down			Read Up		160	64	66	68
pm	pm	am	am						pm	pm	pm	am
★4.55	2.44	9.25	★7.00	Lv	Washington	(EST)	Ar		1.00	8.34	10.37	5.54
–	–	10.50	–	Lv	Elkins	"	Ar		11.52	–	–	–
8.30	5.55	12.53	10.12	Lv	Cincinnati	"	Ar		10.12	★5.57	8.00	3.17
–	★5.57	12★55	10.14	Lv	Indianapolis	(CST)	Ar		8.16	4.01	–	1.21
9.24	7.08	2.06	11.25	Ar	Chicago	(CST)	Lv		★7.05	2.50	★5.15	12.10
25	85	83	71		Northwest Airlines				24	78	80	52
10.15	8.50	2.45	12.40	Lv	Chicago	(CST)	Ar		5.30	1.30	4.25	9.25
–	9.30	3.25	–	Ar	Milwaukee	"	Lv		–	12.50	–	–
12.35	12.00	6.00	3.00	Ar	Minneapolis-St. Paul		Lv		3.20	10.00	2.15	7.15
10.40	◇9.40	.....	◇12.15	Ar	Seattle	(PST)	Lv		2.00	◇8.00	.....	.....
3	41	45	1		United Air Lines				40	32		12
10.00	7.30	5.30	2.00	Lv	Chicago	(CST)	Ar		6.35	11.42	.....	10.48
◇1.16	10.31	8.31	5.20	Ar	Omaha	"	Lv		4.10	◇8.46	.....	8.23
–	1.29	◇12.05	8.18	Ar	Denver	(MST)	Lv		11.54	◇4.30	.....	4.07
◇6.55	–	–	11.46	Ar	Salt Lake City	"	Lv		◇5.54	◇1.28	.....	1.02
10.15	8.32	5.44	3.36	Ar	San Francisco	(PST)	Lv		3.30	9.30	.....	7.30
.....	◇9.03	◇7.38	.....	Ar	Portland	"	Lv		◇12.00	.....	.....	.....
.....	◇10.16	◇8.51	.....	Ar	Seattle	(PST)	Lv		◇10.45	.....	.....	.....
am	am	am	am						am	pm	pm	am

CHICAGO *and* INDIANAPOLIS *to* KNOXVILLE *and* ATLANTA

TABLE 8
ALL FLIGHTS DAILY

66	64	160	Read Down			Read Up		65	67
pm	pm	am						am	pm
★5.15	2.50	★7.05	Lv	Chicago	(CST)	Ar		11.25	7.08
–	4.09	8.24	Lv	Indianapolis	"	Ar		10.06	★5.49
8.00	5.57	10.12	Ar	Cincinnati	(EST)	Lv		10.12	5.55
25	23	21		Delta Air Lines				20	22
9.40	6.15	10.40	Lv	Cincinnati	(EST)	Ar		9.40	4.50
–	6.45	11.10	Ar	Knoxville	(CST)	Lv		7.10	2.20
–	6.54	11.19	Lv	Knoxville	"	Ar		7.01	2.11
12.33	8.55	1.20	Ar	Atlanta	(EST)	Lv		7.00	2.10
am	pm	pm						am	pm

CHICAGO *and* INDIANAPOLIS *to* DAYTON *and* LOUISVILLE

TABLE 10
ALL FLIGHTS DAILY

66	64	160	Read Down			Read Up		65	69
pm	pm	am						am	pm
.....	★5.15	2.50	★7.05	Lv	Chicago	(CST)	Ar	11.25	9.24
.....	–	4.09	8.24	Lv	Indianapolis	"	Ar	10.06	–
	8.00	5.57	10.12	Ar	Cincinnati	(EST)	Lv	10.12	8.30
85	83	82	81					80	82	83
8.57	8.20	7.24	10.32	Lv	Cincinnati	(EST)	Ar	9.51	7.14	7.59
–	–	7.52	–	Ar	Dayton	"	Lv	–	–	7.27
8.41	8.04	.....	10.16	Ar	Louisville	(CST)	Lv	8.12	★5.35	.....
pm	pm	pm	am					am	pm	pm

AMERICAN AIRLINES SYSTEM
THE NATIONAL AND INTERNATIONAL ROUTE OF THE FLAGSHIPS

EXPLANATION OF REFERENCE MARKS ON PAGE 11

CHICAGO - ST. LOUIS - TULSA - OKLAHOMA CITY - DALLAS - FT. WORTH

TABLE 11
ALL FLIGHTS DAILY

279	75	277	203	59	The Longhorn 73	The Lone Star 71	201	Read Down			Read Up		204	202	The Lone Star 70	278	The Longhorn 72	276	74	58
am	pm	pm	am	pm	pm	am	am						am	am	pm	pm	pm	pm	pm	am
2.25	11.00	10.10	.....	★6.45	3.10	8.15	.....	Lv	Chicago	(CST)	Ar		.....	.....	3.29	4.33	7.30	10.53	11.56	7.03
–	–	–	.....	–	4.23	–	.....	Lv	Peoria	"	Lv		.....	.....	2.29	–	–	–	–	–
4.15	12.50	12.00	.....	8.35	5.27	10.05	.....	Ar	St. Louis	"	Lv		.....	.....	1.24	2.52	★5.49	9.12	10.15	5.22
4.27	1.02	12.12	.....	8.47	★5.39	10.17	.....	Lv	St. Louis	"	Ar		.....	.....	1.12	2.40	5.37	9.00	10.03	5.10
–	–	–	.....	–	7.43	★12.21	.....	Lv	Joplin	"	Lv		.....	.....	★11.33	–	3.58	–	–	–
–	3.30	2.40	.....	11.15	8.32	1.10	.....	Ar	Tulsa	"	Lv		.....	.....	10.40	★12.32	3.05	–	7.55	3.02
–	3.40	.....	12.38	11.25	8.42	1.20	10.12	Lv	Tulsa	"	Ar		7.51	9.23	10.30	.....	2.55	–	7.45	2.52
7.37	4.33	.....	1.31	12.18	9.35	2.13	11.05	Ar	Oklahoma City	"	Lv		7.01	8.33	9.40	.....	2.05	★6.15	6.55	2.02
.....	4.43	.....	.....	12.28	9.45	2.23	.....	Lv	Oklahoma City	"	Ar		.....	.....	9.32	.....	1.57	.....	6.47	1.54
.....	6.01	.....	.....	1.46	11.03	3.41	.....	Ar	Dallas	"	Lv		.....	.....	8.15	.....	★12.40	.....	★5.30	12.37
.....	6.13	.....	.....	1.58	11.15	3.53	.....	Lv	Dallas	"	Ar		.....	.....	8.05	.....	12.30	.....	5.20	12.25
.....	6.33	.....	.....	2.18	11.35	4.13	.....	Ar	Ft. Worth	(CST)	Lv		.....	.....	7.45	.....	12.10	.....	5.00	12.05
am	am	am	am	am	pm	pm	am						am	am	am	pm	pm	pm	pm	am

DETROIT *and* CHICAGO *to* ST. LOUIS, OKLAHOMA, TEXAS *and* LOS ANGELES

TABLE 12
ALL FLIGHTS DAILY

121-279	25-75-11	277	203	23-59-83	117-73	71-101	201	Read Down			Read Up		108-74-28	276-28	110-58-14	10-70-24	204	202-70-24	278	82-72-26
am	pm	pm	am	pm	pm	am	am						am	am	am	pm	am	pm	pm	am
1.02	9.37	8.52	.....	4.32	1.37	★7.00	.....	Lv	Detroit	(EST)	Ar		3.07	3.07	10.22	6.52	.....	6.52	7.37	12.12
1.56	10.31	9.46	.....	5.26	2.31	7.54	.....	Ar	Chicago	(CST)	Lv		12.30	12.30	★7.45	4.15	.....	4.15	★5.00	9.35
2.25	11.00	10.10	.....	★6.45	3.10	8.15	.....	Lv	Chicago	"	Ar		11.56	10.53	7.03	3.29	.....	3.29	4.33	7.30
–	–	–	.....	–	4.23	–	.....	Lv	Peoria	"	Lv		–	–	–	2.29	.....	2.29	–	–
4.15	12.50	12.00	.....	8.35	5.27	10.05	.....	Ar	St. Louis	"	Lv		10.15	9.12	5.22	1.24	.....	1.24	2.52	★5.49
4.27	1.02	12.12	.....	8.47	★5.39	10.17	.....	Lv	St. Louis	"	Ar		10.03	9.00	5.10	1.12	.....	1.12	2.40	5.37
–	–	–	.....	–	7.43	★12.21	.....	Lv	Joplin	"	Lv		–	–	–	★11.33	.....	★11.33	–	3.58
–	3.30	2.40	.....	11.15	8.32	1.10	.....	Ar	Tulsa	"	Lv		7.55	–	3.02	10.40	.....	10.40	★12.32	3.05
–	3.40	2.50	12.38	11.25	8.42	1.20	10.12	Lv	Tulsa	"	Ar		7.45	–	2.52	10.30	7.51	9.23	12.17	2.55
7.37	4.33	↓	1.31	12.18	9.35	2.13	11.05	Ar	Oklahoma City	"	Lv		6.55	★6.15	2.02	9.40	7.01	8.33	↑	2.05
★7.47	4.43	↓	1.46	12.28	9.45	2.23	★11.20	Lv	Oklahoma City	"	Ar		6.47	6.00	1.54	9.32	6.46	8.18	↑	1.57
↓	6.01	↓	↓	1.46	11.03	3.41	↓	Ar	Dallas	"	Lv		★5.30	↑	12.37	8.15	↑	↑	↑	★12.40
	★6.25			2.31	11.15	★4.12		Lv	Dallas	"	Ar		4.19		12.25	8.05				12.30
	–			2.51	11.35	–		Ar	Ft. Worth	"	Lv		–		12.05	7.45				12.10
	–			3.06	11.50	–		Lv	Ft. Worth	(CST)	Ar		–		11.10	5.16				11.17
★11.29	9.39	★7.13	★5.28	★6.12	2.54	7.02	2.35	Ar	El Paso	(MST)	Lv		★12.07	★12.50	★6.41	12.46	1.36	★3.40	★6.34	★7.15
–	11.43	9.15	◇8.16	8.16	5.01	◇10.02	★4.39	Ar	Tucson	"	Lv		–	–	4.23	◇9.49	◇11.27	1.49	4.45	5.24
2.04	12★41	◇10.30	8.03	◇9.18	★5.59	9.39	–	Ar	Phoenix	"	Lv		9.42	10.27	3.26	10.21	11.12	◇12.17	–	4.27
–	2.01	10.53	–	◇10.53	◇8.58	◇11.40	6.17	Ar	San Diego	(PST)	Lv		–	–	★12.17	★7.12	–	10.12	1.08	–
3.37	3.06	11.58	9.36	10.26	7.32	11.12	7.22	Ar	Los Angeles	(PST)	Lv		★6.15	★7.00	11.10	6.05	7.45	9.05	12.01	1.00
pm	pm	am	am	am	am	am	pm						am	am	am	pm	pm	pm	am	am

BOSTON, NEW YORK, BUFFALO, DETROIT *and* CHICAGO *to* ST. LOUIS, KANSAS CITY, TULSA *and* OKLAHOMA CITY

TABLE 13
ALL FLIGHTS DAILY

241-29	139-279	121	47-25	47-277	45-119	5-123	103-23	37-117	71	Read Down			Read Up		14-134	116-138	128	22-148	118-236	24-232	278-238	114-238	26-234	276-234	28-30
am	pm	pm	pm	pm	pm	am	am	am							pm	pm	pm	pm	pm	am	am	am	am	am	am
12.01	8.00	7★00	3.00	3.00	2.00	12★00	10.15	★7.00	.....	Lv	Boston	(EST)	Ar		4.15	6.06	.....	10.38	11.15	12.55	2.45	2.45	8.39	8.39	9.40
1.40	9.45	8.40	★5.15	5★00	4★10	2.20	12★10	9.15	.....	Lv	New York	"	Ar		1.56	3.43	.....	7.43	9.11	10.26	10.45	12.26	3.46	4.19	6.43
4.06	–	11.06	7.41	–	.....	4.46	2.36	11★41	.....	Lv	Buffalo	"	Ar		12★02	1.49	.....	5★49	◇17	8.32	–	10.32	1.52	–	4.47
6.02	–	1.02	9.37	8.52	8.02	★6.42	4.32	1.37	★7.00	Lv	Detroit	"	Ar		10.22	12★09	2.17	4.09	5★37	6★52	7.37	8.52	12.12	–	3.07
6.56	1.55	1.56	10.31	9.46	9.09	7.36	5.26	2.31	7.54	Ar	Chicago	(CST)	Lv		★7.45	9.15	11★40	1★15	3.00	4.15	★5.00	★6.15	9.35	11.20	12.30
A A 71		T W A 93	T W A 95	A A 75	B N F 1	A A 277	T W A 11	T W A 21	A A 59	T W A 87	A A 73				A A 58	B N F 2	T W A 10	T W A 26	B N F 16	A A 70		B N F 6	T W A 18	A A 72	B N F 8	T W A 12	A A 74
8.15	2.25	3.30	1230	1100	10.10	1045	10.10	9.25	6.30	★6.45	3.10	3.10	8.15	Lv	Chicago	(CST)	Ar	7.03	8.40	10.30	12.15	2.15	3.29	4.33	5.04	5.30	7.30	7.35	10.53	1130	1156
10★05	4.15	–	–	1250	12.00	–	12.00	–	–	8.35	–	★5.27	10★05	Ar	St. Louis	"	Lv	5.22	–	–	–	–	1.24	2.52	–	–	5★49	–	9.12	–	1015
–	–	6.00	3.00	–	–	1.30	–	12.05	9.10	–	5.50	–	–	Ar	Kansas City	"	Lv	–	6.15	8.10	9.55	11.50	–	–	1.50	3.10	–	5.10	–	9.10	....
1.10	–	.....	.....	3.30	2.40	.....	2.40	.....	.....	11.15	.....	8.32	1.10	Ar	Tulsa	(CST)	Lv	3.02	.....	.....	.....	.....	10★40	12★32	–	....	3.05	–	–	....	7.55
2.13	7.37	.....	.....	4.33	.....	.....	.....	.....	.....	12.18	.....	9.35	2.13	Ar	Oklahoma City	"	Lv	2.02	.....	.....	.....	.....	9.40	.....	1050	....	2.05	2.35	6★15	....	6.55
pm	am	am	am	am	am	am	am	pm	pm	am	pm	pm	pm					am	am	am	am	am	am	pm	am	pm	pm	pm	pm	pm	pm

AMERICAN AIRLINES SYSTEM
THE NATIONAL AND INTERNATIONAL ROUTE OF THE FLAGSHIPS

CLEVELAND - AKRON - COLUMBUS - DAYTON - CINCINNATI - LOUISVILLE - NASHVILLE - MEMPHIS

TABLE 14
ALL FLIGHTS DAILY

85	83	81	Read Down			Read Up	80	84	82	312
pm	pm	am					pm	pm	am	am
★6.30	5.30	7.30	Lv	Cleveland	(EST)	Ar	12.13	3.15	9.52	
–	5.50	7.50	Ar	Akron	"	Lv	–	2.55	9.32	
–	★5.58	★7.58	Lv	Akron	"	Ar	–	2.50	9.24	
7.22	–	8.48	Ar	Columbus	"	Lv	11.27	–	8.40	
7.30	–	8.56	Lv	Columbus	"	Ar	11.19	–	8.32	
8.07	7.19	9.33	Ar	Dayton	"	Lv	10.47	★1.41	8.00	
8.15	7.27	9.41	Lv	Dayton	"	Ar	10.39	1.33	7.52	
8.47	7.59	10.13	Ar	Cincinnati	"	Lv	10.11	1.05	7.24	
8.57	8.20	10.32	Lv	Cincinnati	(EST)	Ar	9.51	12.55	7.14	
8.41	8.04	10.16	Ar	Louisville	(CST)	Lv	8.12	11.16	★5.35	
8.49	8.12	10.24	Lv	Louisville	"	Ar	8.04	11.08	5.27	
9.59	9.22	11.34	Ar	Nashville	"	Lv	★7.00	10.04	4.23	
10.14	9.37	★11.49	Lv	Nashville	"	Ar	♂6.19	9.49	4.08	2.00
11.45	11.08	1.20	Ar	Memphis	(CST)	Lv	♂4.59	8.29	2.48	12.40
pm	pm	pm					am	am	pm	am

Syracuse, Rochester *and* Buffalo *to* Cleveland, Cincinnati, Memphis *and* Los Angeles

TABLE 15
ALL FLIGHTS DAILY

85-7	83	81	Read Down			Read Up	4-80	84	82
pm	pm	am					pm	pm	pm
	1.09		Lv	Syracuse	(EST)	Ar	3.33		
	1.54		Lv	Rochester	"	Ar	2.52		
	2.46		Lv	Buffalo	"	Ar	2.14		
	3.39		Lv	Erie	"	Ar	1.28		
	4.25		Ar	Cleveland	"	Lv	★12.45		
★6.30	5.30	7.30	Lv	Cleveland	"	Ar	12.13	3.15	9.52
–	★5.58	★7.58	Lv	Akron	"	Lv	–	2.55	9.32
7.30	–	8.56	Lv	Columbus	"	Lv	11.27	–	8.40
8.15	7.27	9.41	Lv	Dayton	"	Lv	10.47	★1.41	8.00
8.47	7.59	10.13	Ar	Cincinnati	"	Lv	10.11	1.05	7.24
8.57	8.20	10.32	Lv	Cincinnati	(EST)	Ar	9.51	12.55	7.14
8.49	8.12	10.24	Lv	Louisville	(CST)	Lv	8.12	11.16	★5.35
9.59	9.22	11.34	Ar	Nashville	"	Lv	★7.00	10.04	4.23
10.14	9.37	★11.49	Lv	Nashville	"	Ar	5.57	9.49	4.08
11.45	11.08	1.20	Ar	Memphis	"	Lv	♂4.59	8.29	2.48
12.13	11.20	1.32	Lv	Memphis	"	Ar	♂4.47	8.17	2.36
–	2.19	4.31	Ar	Dallas	"	Lv	♂2.15	★5.45	★12.04
3.22	2.51	★5.03	Ar	Ft. Worth	(CST)	Lv	2.10	–	11.32
★6.41	★6.12	7.58	Ar	El Paso	(MST)	Lv	9.53	1.18	★7.15
♂9.15	8.16	10.02	Ar	Tucson	"	Lv	8.02	11.27	5.24
9.18	♂9.18	–	Ar	Phoenix	"	Lv	♂7★01	♂10.21	4.27
♂10.53	♂10.53	11.40	Ar	San Diego	(PST)	Lv	♂3.52	★7.12	♂1.08
10.51	10.26	12.45	Ar	Los Angeles	(PST)	Lv	★4.00	★7.25	1.00
am	am	am					pm	pm	am

Buffalo, Cleveland, Columbus *and* Cincinnati *to* Knoxville *and* Atlanta

TABLE 16
ALL FLIGHTS DAILY

85	83	81	Read Down			Read Up	80	82
pm	pm	am					pm	pm
	2.46		Lv	Buffalo	(EST)	Ar	2.14	
★6.30	5.30	7.30	Lv	Cleveland	"	Ar	12.13	9.52
–	★5.58	★7.58	Lv	Akron	"	Ar	♂2.50	9.24
7.30	–	8.56	Lv	Columbus	"	Ar	11.19	8.32
8.15	7.27	9.41	Lv	Dayton	"	Ar	10.39	7.52
8.47	7.59	10.13	Ar	Cincinnati	(EST)	Lv	10.11	7.24
25		21		DELTA AIR LINES			20	22
9.40		10.40	Lv	Cincinnati	(EST)	Ar	9.40	4.50
–		11.10	Ar	Knoxville	(CST)	Lv	7.10	2.20
–		11.19	Lv	Knoxville	"	Ar	7.01	2.11
12.33		1.20	Ar	Atlanta	(EST)	Lv	7.00	2.10
am	pm	pm					am	pm

Please

MAKE YOUR FLAGSHIP RESERVATIONS

. . . Early

BOSTON, NEW YORK *and* WASHINGTON *to* DAYTON, LOUISVILLE *and* NASHVILLE

TABLE 17
ALL FLIGHTS DAILY

69	245-161		65	Read Down			Read Up	160-136		66-238	
pm	pm	am	am					pm	am	am	pm
★1.00	★5.25			Lv	Boston	(EST)	Ar	5.15		2.45	
3.05	7.15			Lv	New York	"	Ar	2.56		12.34	
♂2.45	★8.10			Lv	Philadelphia	"	Ar	2.07		–	
♂3.34	♂8.35			Lv	Baltimore	"	Ar	♂1.53		11.15	
★4.55	9.25		★7.00	Lv	Washington	"	Ar	★1.00		10.37	
–	10.50		–	Lv	Elkins	"	Ar	11.52		–	
8.08	12.43		10.01	Ar	Cincinnati	(EST)	Lv	10.23		8.10	
85	83	84	81	80				80	81	82	83
8.57	8.20	1.05	10.32	10.11	Lv	Cincinnati	(EST)	Ar	9.51	10 13	7.14	7.59
–	1.33	–	10.39	Ar	Dayton	"	Lv	–	9.41	–	7.27
8.41	8.04		10.16		Ar	Louisville	(CST)	Lv	8.12		★5.35	
9.59	9.22		11.34		Ar	Nashville	(CST)	Lv	★7.00		4.23	
pm	pm	pm	am	am				am	am	pm	pm

AMERICAN AIRLINES SYSTEM
THE NATIONAL AND INTERNATIONAL ROUTE OF THE FLAGSHIPS

EXPLANATION OF REFERENCE MARKS ON PAGE 11

BOSTON, NEW YORK, BUFFALO *and* DETROIT *to* MINNEAPOLIS *and the* PACIFIC NORTHWEST

TABLE 18
ALL FLIGHTS DAILY

241-29	143-27	139-279	47-25	47-277	45-119	5-123	103-23	129	37-117	245-21	71	Read Down			Read Up	20-302	116-138	128	124	22-148	118-236	24-232	278-238	26	122	276-234	28-30
am	pm	pm	pm	pm	pm	am	am	pm	am	am	am					pm	pm	pm	pm	pm	pm	am	am	am	am	am	am
12.01	9.00	8.00	3.00	3.00	2.00	12★00	10.15	....	★7.00	★5.25	....	Lv	Boston	(EST)	Ar	3.15	6.06	....	....	10.38	11.15	12.55	2.45	....	....	8.39	9.40
1.40	10.40	9.45	5★15	5★00	4★10	2.20	12★10	....	9.15	★7.10	....	Lv	New York	"	Ar	1.11	3.43	....	....	7.43	9.11	10.26	10.45	3.46	....	4.19	6.43
4.06	1.11	–	7.41	–	–	4.46	2.36	....	11★41	9.36	....	Lv	Buffalo	"	Ar	11★17	1.49	....	....	5★49	7⊕17	8.32	–	1.52	....	–	4.47
6.02	3.10	–	9.37	8.52	8.02	★6.42	4.32	3.25	1.37	11★32	7★00	Lv	Detroit	(EST)	Ar	9.37	12★09	2.17	3.58	4.09	5★37	6★52	7.37	12.12	12.54	–	3.07
6.56	4.04	1.55	10.31	9.46	9.09	7.36	5.26	4.19	2.31	12.39	7.54	Ar	Chicago	(CST)	Lv	★7.00	9.15	11★40	12★45	1★15	3.00	4.15	5★00	9.35	10.00	11.20	12.30
21	51		27		25	85	23	73		83	77		NORTHWEST AIRLINES			24	26	76			20		80	82	52		
8.00	6.30		2.00		10.15	8.50	7.30	5.00		2.45	10.00	Lv	Chicago	(CST)	Ar	5.30	6.50	9.10	....	....	2.35		4.25	8.40	9.25		....
–	7.10		–		–	9.30	–	–		3.25	–	Ar	Milwaukee	"	Lv	–	–	–	....	....	–	....	....	–	–	....	....
10.20	10.05		4.20		12.35	12.00	9.50	7.20		6.10	12.20	Ar	Minneapolis-St. Paul	"	Lv	3.20	4.40	7.00	....	....	12.25	....	2.15	6.30	7.15	....	....
7.05	♂7.05		♂3.10		10.40	♂9.40	7.55					Ar	Seattle	(PST)	Lv	2.00	4.00	....	....	....	12.30	....	....	....	....	....	....
25	15	39	21	9	3	47	29	45		1	17		UNITED AIR LINES			40	30	44	32	32	33	26		8		12	
7.30	5.00	3.15	12.15	10.15	10.00	9.00	6.05	5.30		2.00	9.15	Lv	Chicago	(CST)	Ar	6.35	8.14	11.06	11.42	11.42	2.34	2.41	....	7.40	....	10.48	....
10.50	8.01	6.16	3.16	1.16	–	12.01	–	8.31		5.20	12.16	Ar	Omaha	"	Lv	4.10	5.49	8.41	–	–	11.49	12.16	....	4.32	....	8.23	....
1.51	–	9.14	–	–	–	–	12.05	–		8.18	3.14	Ar	Denver	(MST)	Lv	11.54	1.33	–	–	–	–	–	....	12.16	....	4.07	....
5.19	1.40	–	8.55	6.55	–	–	–	–		11.46	6.42	Ar	Salt Lake City	"	Lv	–	–	–	–	–	–	–	....	9.00	....	1.02	....
9.09	5.49	4.36	1.04	....	10.15	–	–	5.44		3.36	10.51	Ar	San Francisco	(PST)	Lv	3.30	5.30	8.30	9.30	9.30	12.00	–	....	....	....	7.30	....
						9.05	7.38					Ar	Portland	"	Lv							12.15					
						10.18	8.51					Ar	Seattle	(PST)	Lv							11.00					
pm	pm	pm	pm	am	am	am	am	am	pm	am	pm					pm	pm	pm	pm	pm	pm	pm	pm	am	pm	am	am

SAN FRANCISCO *and* LOS ANGELES *to* NEW ORLEANS, ATLANTA *and* MIAMI

TABLE 19
ALL FLIGHTS DAILY

82	112	12	104	2	108	Read Down			Read Up	103	5	83	3	111	101	1
pm	pm	pm	am	am	am					am	pm	pm	pm	pm	am	am
W9.00	U6.00	U2.00	W11.00	U3.20	U3.20	Lv	San Francisco	(PST)	Ar	U9.05	W12.55	W2.35	U6.05	W10.05	U2.35	T7.50
						T—TWA; U—UAL; W—WAL										
1.00	8.50	5.05	1.45	7.15	★6.15	Lv	Los Angeles	(PST)	Ar	6.03	10.03	10.26	3.17	7.31	11.12	4.22
–	–	★6.12	–	★8.24	–	Lv	San Diego	"	Ar	4.58	8.58	♂10.53	–	–	♂11.40	♂4.58
4.27	12.17	–	♂3.26	11.33	9.42	Lv	Phoenix	(MST)	Ar	♂5.59	★7.38	♂9.18	1.44	–	9.39	2.49
5.24	–	9.49	★5.47	★12.30	–	Lv	Tucson	"	Ar	3.20	6.40	8.16	♂3.56	★5.21	♂10.02	1.51
★7.15	2.42	11.40	7.38	2.21	★12.07	Lv	El Paso	(MST)	Ar	1.16	4.36	★6.12	★11.07	3.17	7.02	11.47
11.17	6.44	–	11.40	7.13	–	Ar	Ft. Worth	(CST)	Lv	–	1.32	3.06	8.27	★12.27	–	8.25
11.52		3.52	12.15	7.53	4.19	Ar	Dallas	(CST)	Lv	10.02	12.57	2.31		11.55	★4.12	7.46
10	40	42	8	4	6		DELTA AIR LINES			9	11	47	5	1	43	41
1.00	9.30	4.30	12.30	9.00		Lv	Ft. Worth	(CST)	Ar	7.36	11.24	1.55	7.28	11.46	1.33	5.29
1.30	10.00	5.00	1.00	9.30	6.00	Lv	Dallas	"	Ar	7.06	10.54	1.25	6.58	11.16	1.03	4.59
2.42	11.12	6.12	2.12	10.42	7.12	Ar	Shreveport	"	Lv	5.54	–	–	–	10.04	11.51	3.47
–	–	7.10	–	–	–	Ar	Alexandria	"	Lv	–	–	–	–	–	10.53	–
–	–	8.02	–	–	–	Ar	Baton Rouge	"	Lv	–	–	–	–	–	9.59	–
3.36	–	–	–	–	8.06	Ar	Monroe	"	Lv	–	9.07	–	–	9.10	–	–
4.30	–	–	3.45	12.15	9.00	Ar	Jackson	"	Lv	4.21	8.06	–	4.32	8.16	–	–
–	1.14	8.46	–	–	–	Ar	New Orleans	"	Lv	–	–	10.30	–	–	9.15	1.45
5.23			–	–	–	Ar	Meridian	"	Lv	–	7.13		–	7.23		
6.29			–	1.59	10.44	Ar	Birmingham	"	Lv	2.37	6.07		–	6.17		
8.36			7.17	4.06	12.51	Ar	Atlanta	(CST)	Lv	2.30	6.00		3.00	6.10		
	51			53	57		EASTERN AIR LINES			58	10		54	56		
	4.40			5.00	1.40	Lv	Atlanta	(EST)	Ar	1.18	3.45		2.17	5.02		
	–			6.45	3.08	Ar	Tallahassee	"	Lv	11.50	–		12.35	–		
	–			8.19	4.49	Ar	Tampa	"	Lv	10.10	–		10.55	–		
	6.41			–	♂3.37	Ar	Jacksonville	"	Lv	♂11.25	1.40		–	3.15		
	7.53			–	–	Ar	Orlando	"	Lv	–	12.30		–	2.00		
	9.26			9.52	6.32	Ar	Miami	(EST)	Lv	8.30	10.45		9.15	12.15		
pm	pm	am	am	am	am					am	am	pm	pm	am	am	pm

PASSENGER FARES ON PAGE 15

AMERICAN AIRLINES SYSTEM
THE NATIONAL AND INTERNATIONAL ROUTE OF THE FLAGSHIPS

TRANSATLANTIC SERVICE

NEW YORK - CHICAGO - WASHINGTON - PHILADELPHIA - BOSTON - LONDON

TABLE 20

American Overseas Airlines, Inc.

EASTBOUND—Read Down

19 Friday LZT	19 Friday GCT	11 Thurs. & Sat. LZT	11 Thurs. & Sat. GCT	15 Tuesday LZT	15 Tuesday GCT	17 Monday LZT	17 Monday GCT	Read Down		Read Up	Read Up—WESTBOUND 18 Tuesday GCT	18 Tuesday LZT	16 Wednesday GCT	16 Wednesday LZT	12 Fri. & Sun. GCT	12 Fri. & Sun. LZT	20 Saturday GCT	20 Saturday LZT
.....	.....	1.00pm	1800	12.00am	1700	.....	.....	Lv New York (LaGuardia Airport)	(EST)	Ar	.....	.....	2215	5.15pm	2120	4.20pm	.....	.....
.....	.....					9.45am	1545	Lv Chicago, Ill. (Municipal Airport)	(CST)	Ar	0015	6.15pm					.....	.....
11.00am	1600							Lv Washington, D. C. (National Airport)	(EST)	Ar							2310	6.10pm
11.45am	1645							Ar Philadelphia, Pa. (Southwest Airport)	"	Lv							2225	5.25pm
12.30pm	1730							Lv Philadelphia, Pa. (Southwest Airport)	"	Ar							2155	4.55pm
				1.15pm	1815			Ar Boston, Mass. (Bedford Airport)	"	Lv			2055	3.55pm				
				2.00pm	1900			Lv Boston, Mass. (Bedford Airport)	(EST)	Ar			2010	3.10pm				
9.55am	0955	9.55am	0955	9.55am	0955	9.55am	0955	Ar Shannon Airport (Eire)	(LZT)	Lv	2145	9.45pm	2145	9.45pm	2145	9.45pm	2145	9.45pm
10.40am	1040	10.40am	1040	10.40am	1040	10.40am	1040	Lv Shannon Airport (Eire)	"	Ar	2030	8.30pm	2030	8.30pm	2030	8.30pm	2030	8.30pm
12.50pm	1250	12.50pm	1250	12.50pm	1250	12.50pm	1250	Ar London, England	(LZT)	Lv	1800	6.00pm	1800	6.00pm	1800	6.00pm	1800	6.00pm

CALIFORNIA - TEXAS - NEW YORK - LONDON

TABLE 21

AMERICAN AIRLINES, INC.

104		Read Down		Read Up	11	9
am U10.00		Lv San Francisco	(PST)	Ar	pm U6.05	pm T3.15
1.45		Lv Los Angeles	(PST)	Ar	3.06	12.03
♁★12.17		Lv San Diego	"	Ar	2.01	♁2.01
7.38		Lv El Paso	(MST)	Ar	9.39	7.53
11.55		Lv Ft. Worth	(CST)	Ar	–	–
12.27		Lv Dallas	"	Ar	★6.10	★4.24
♁12.40		Lv Memphis	"	Ar	2.59	1.13
★4.19		Lv Nashville	(CST)	Ar	1.13	♁1.13
8.56		Lv Washington	(EST)	Ar	9.28	8.05
10.24		Ar New York	(EST)	Lv	★7.10	★6.30
11 Thurs. & Sat.	15 Tues.	AMERICAN OVERSEAS AIRLINES, INC.			16 Wed.	12 Fri. & Sun.
1.00	12.00	Lv New York, N. Y.	(EST)	Ar	5.15	4.20
–	2.00	Lv Boston, Mass.	(EST)	Ar	3.10	–
9.55	9.55	Ar Shannon Airport, Eire	(LZT)	Lv	9.45	9.45
12.50	12.50	Ar London, England	(LZT)	Lv	6.00	6.00
pm	pm				pm	pm

MEXICO CITY - MONTERREY - NEW YORK - LONDON

TABLE 23

AMERICAN AIRLINES, INC.

58-104		Read Down		Read Up	9-57
pm					pm
4.00		Lv Mexico City	(CST)	Ar	12.28
★7.00		Lv Monterrey	"	Ar	★9.19
9.55		Lv San Antonio	"	Ar	★6.48
11.55		Lv Ft. Worth	"	Ar	–
12.27		Lv Dallas	"	Ar	4.24
♁12.40		Lv Memphis	"	Ar	1.13
★4.19		Lv Nashville	(CST)	Ar	–
8.56		Lv Washington	(EST)	Ar	8.05
10.24		Ar New York	(EST)	Lv	★6.30
11 Thurs. & Sat.	15 Tues.	AMERICAN OVERSEAS AIRLINES, INC.			16 Wed. / 12 Fri. & Sun.
1.00	12.00	Lv New York, N. Y.	(EST)	Ar	5.15 / 4.20
–	2.00	Lv Boston, Mass.	(EST)	Ar	3.10 / –
9.55	9.55	Ar Shannon Airport, Eire	(LZT)	Lv	9.45 / 9.45
12.50	12.50	Ar London, England	(LZT)	Lv	6.00 / 6.00
pm	pm				pm / pm

OKLAHOMA CITY - TULSA - KANSAS CITY - ST. LOUIS CHICAGO - LONDON

TABLE 22

AMERICAN AIRLINES, INC.

		Read Down		Read Up		
	am				am	
.....	2.02	Lv Oklahoma City	(CST)	Ar	4.33	.....
.....	3.02	Lv Tulsa	"	Ar	2.40	.....
.....	▣5.20	Lv Kansas City	"	Ar	▣12.05	.....
.....	5.22	Lv St. Louis	(CST)	Ar	12.00	.....
	17 Mon.	AMERICAN OVERSEAS AIRLINES, INC.			18 Tues.	
.....	9.45	Lv Chicago, Ill.	(CST)	Ar	6.15	.....
.....	9.55	Ar Shannon Airport, Eire	(LZT)	Lv	9.45	.....
.....	12.50	Ar London, England	(LZT)	Lv	6.00	.....
	pm				pm	

Passenger Fares in U. S. Currency

(Children's Fares Furnished on Request)

Between / And	CHICAGO, Ill. One Way	CHICAGO, Ill. Round Trip	LONDON, England One Way	LONDON, England Round Trip	NEW YORK, N. Y. One Way	NEW YORK, N. Y. Round Trip	SHANNON AIRPORT, Eire One Way	SHANNON AIRPORT, Eire Round Trip
BOSTON, Mass.			565.00	1017.00			518.00	932.40
CHICAGO, Ill.			604.65	1095.30			557.65	1010.70
LONDON, England	604.65	1095.30			572.00	1029.60	47.00	84.60
NEW YORK, N. Y.			572.00	1029.60			525.00	945.00
PHILADELPHIA, Pa.			576.40	1038.40			529.40	953.80
SHANNON AIRPORT, Eire	557.65	1010.70	47.00	84.60	525.00	945.00		
WASHINGTON, D. C.			582.05	1049.70			535.05	965.10

EXPLANATION OF REFERENCE MARKS ON PAGE 11

MEXICAN SERVICE

BOSTON, NEW YORK, WASHINGTON and NASHVILLE to MEXICO

TABLE 24

ALL FLIGHTS DAILY

31-9	5	Read Down		Read Up	6-38	104-42
pm	am				am	pm
4.00	12★00	Lv Boston	(EST)	Ar	10.15	12.36
♁3.19	–	Lv Providence	"	Ar	♁1.51	♁1.51
–	–	Lv Sp'gf'd-Westf'd	"	Ar	–	–
♁5.05	–	Lv Hartford	"	Ar	♁11.47	11.47
♁3.06	–	Lv Bridgeport	"	Ar	–	–
5.20	1.20	Ar New York	(EST)	Lv	9.00	11.00
★6.30	▫1.50	Lv New York	(EST)	Ar	8.18	10.24
8.20	★4.13	Lv Washington	"	Ar	★6.18	8.41
♁10.30	8.03	Lv Nashville	(CST)	Ar	♁2.00	★4.04
4.24	12.45	Ar Dallas	"	Lv	9.39	12.27
–	1.17	Ar Fort Worth	(CST)	Lv	9.07	11.55
57	59				56	58
.....	.....	Lv Fort Worth	(CST)	Ar	.....	.....
5.00	.....	Lv Dallas	"	Ar	♀	.....
–	2.45	Lv Fort Worth	"	Ar	8.01	11.29
6.48	–	Ar San Antonio	"	Lv	–	9.55
★7.20	–	Lv San Antonio	"	Ar	–	8.56
★9.19	★6.09	Ar Monterrey	"	Lv	★5.00	★7.00
12.28	9.18	Ar Mexico City	(CST)	Lv	2.00	4.00
pm	am				pm	pm

DETROIT, CHICAGO and ST. LOUIS to MEXICO and CENTRAL AMERICA

TABLE 25

ALL FLIGHTS DAILY

Unless Otherwise Indicated

	59	READ DOWN		READ UP		58	
	pm					am	
.....	4.32	Lv DETROIT	(EST)	Ar		10.22	.....
.....	★6.45	Lv CHICAGO	(CST)	Ar		7.03	.....
.....	8.47	Lv ST. LOUIS	"	Ar		5.10	.....
.....	11.25	Lv TULSA	"	Ar		2.52	.....
.....	12.28	Lv OKLAHOMA CITY	"	Ar		1.54	.....
.....	1.46	Ar DALLAS	"	Lv		12.37	.....
.....	1.58	Lv DALLAS	"	Ar		12.25	.....
.....	2.18	Ar FT. WORTH	(CST)	Lv		12.05	.....
.....	2.45	Lv FT. WORTH	(CST)	Ar		11.29	.....
.....	♁6.48	Ar SAN ANTONIO	"	Lv		9.55	.....
.....	–	Lv SAN ANTONIO	"	Ar		8.56	.....
.....	★6.09	Ar MONTERREY	"	Lv		★7.00	.....
.....	9.18	Ar MEXICO CITY	(CST)	Lv		4.00	.....
	am					pm	
	◐153	TACA AIRWAYS				▣100	
pm	am					pm	am
.....	6.00	Lv MEXICO CITY	(CST)	Ar		2.55	.....
.....	10.30	Ar SALVADOR	"	Lv		10.25	.....
.....	10.45	Lv SALVADOR	"	Ar		10.10	.....
.....	11.50	Lv TEGUCIGALPA	"	Lv		9.25	.....
↶	12.55	Lv MANAGUA	"	Lv		8.25	↶
	2.10	Ar SAN JOSE	(CST)	Lv		7.00	
♠101	♥151					✪150	●152
2.45	2.45	Lv SAN JOSE	(CST)	Ar		5.40	6.20
6.25	5.45	Ar PANAMA	(EST)	Lv		4.45	4.45
	503 Daily	PAN AMERICAN AIRWAYS				504 Daily	
.....	1.20	Lv MEXICO CITY	(CST)	Ar		4.50	.....
.....	7.40	Ar GUATAMALA	"	Lv		11.45	.....
.....	8.10	Lv GUATAMALA	"	Ar		11.15	.....
.....	10.25	Ar MANAGUA	"	Lv		9.10	.....
.....	12.18	Ar SAN JOSE	"	Lv		7.25	.....
.....	4.00	Ar BALBOA	(EST)	Lv		5.40	.....
pm	pm					am	am

♥—Mon., Tues., Wed., Thurs. ✪—Sun., Tues. Thurs., Fri. ◐—Tues., Wed., Thurs., Fri., Sat. ♠—Sat. Only. ●—Wed. Only. ▣—Mon., Tues., Wed., Thurs., Fri.

SYRACUSE, ROCHESTER, BUFFALO, TORONTO, CLEVELAND, CINCINNATI and LOUISVILLE to MEXICO CITY

TABLE 26

ALL FLIGHTS DAILY

85-7	83	Read Down		Read Up	4-89
pm	pm				pm
.....	1.09	Lv Syracuse	(EST)	Ar	3.33
.....	1.54	Lv Rochester	"	Ar	2.52
.....	2.46	Lv Buffalo	"	Ar	2.14
.....	♁3.50	Lv Toronto	"	Ar	♁3.18
★6.30	5.30	Lv Cleveland	"	Ar	12.13
–	★5.58	Lv Akron	"	Ar	♁2.50
7.30	–	Lv Columbus	"	Ar	11.19
8.15	7.27	Lv Dayton	"	Ar	10.39
8.57	8.20	Lv Cincinnati	(EST)	Ar	9.51
8.49	8.12	Lv Louisville	(CST)	Ar	8.04
9.59	9.22	Ar Nashville	"	Lv	★7.00
10.30	9.37	Lv Nashville	"	Ar	5.57
12.13	11.20	Lv Memphis	"	Ar	–
–	2.19	Ar Dallas	"	Lv	–
3.22	2.51	Ar Fort Worth	(CST)	Lv	2.10
57					58
.....		Lv Dallas	(CST)	Ar	♀
4.30	..	Lv Fort Worth	"	Ar	11.29
★6.48	.....	Ar San Antonio	"	Lv	9.55
★9.19	.....	Ar Monterrey	"	Lv	★7.00
12.28	.....	Ar Mexico City	(CST)	Lv	4.00
pm	am				pm

◐—Tues., Wed., Thurs., Fri., Sat. ♥—Mon., Tues., Wed., Thurs. ♠—Sat. Only. ●—Wed. Only. ✪—Sun., Tues., Thurs., Fri. ▣—Mon., Tues., Wed., Thurs., Fri.

SAN FRANCISCO, LOS ANGELES and EL PASO to MEXICO and CENTRAL AMERICA

TABLE 28

ALL FLIGHTS DAILY

	90	Read Down	Unless Otherwise Indicated	Read Up	91	
	pm				am	
.....	W9.00	Lv San Francisco Via T—TWA	(PST)	Ar	U2.06	.....
.....	12.35	Lv Los Angeles	(PST)	Ar	9.43	.....
.....	♁1.08	Lv San Diego	"	Ar	♁11.40	.....
.....	4.03	Lv Phoenix	(MST)	Ar	8.10	.....
.....	5.00	Lv Tucson	"	Ar	7.12	.....
.....	6.39	Ar El Paso	"	Lv	★5.20	.....
.....	★7.10	Lv El Paso	(MST)	Ar	4.20	.....
.....	11.22	Ar Monterrey	(CST)	Lv	2.00	.....
.....	11★37	Lv Monterrey	"	Ar	1.45	.....
.....	2.31	Lv Mexico City	(CST)	Lv	11★00	.....
	pm				am	
	◐153	TACA AIRWAYS			▣100	
pm	am				pm	am
.....	6.00	Lv MEXICO CITY	(CST)	Ar	2.55	.....
.....	10.30	Ar SALVADOR	"	Lv	10.25	.....
.....	10.45	Lv SALVADOR	"	Ar	10.10	.....
.....	11.50	Lv TEGUCIGALPA	"	Lv	9.25	.....
↶	12.55	Lv MANAGUA	"	Lv	8.25	↶
	2.10	Ar SAN JOSE	"	Lv	7.00	
♠101	♥151				✪150	●152
2.45	2.45	Lv SAN JOSE	"	Ar	5.40	6.20
6.25	5.45	Ar PANAMA	(EST)	Lv	4.45	4.45
	503 Daily	PAN AMERICAN AIRWAYS			504 Daily	
.....	1.20	Lv MEXICO CITY	(CST)	Ar	4.50	.....
.....	7.40	Ar GUATAMALA	"	Lv	11.45	.....
.....	8.10	Lv GUATAMALA	"	Ar	11.15	.....
.....	10.25	Ar MANAGUA	"	Lv	9.10	.....
.....	12.10	Ar SAN JOSE	"	Lv	7.25	.....
.....	4.00	Ar BALBOA	(EST)	Lv	5.40	.....
pm	pm				am	am

DALLAS - FT. WORTH - SAN ANTONIO MONTERREY - MEXICO CITY

TABLE 27

ALL FLIGHTS DAILY

57	59	Read Down		Read Up	56	58
am	am				pm	pm
4.30	.....	Lv Fort Worth	(CST)	Ar	.....	.....
4.50	.....	Ar Dallas	"	Lv	.....	.....
5.00	.....	Lv Dallas	"	Ar	.....	.....
–	.....	Ar Fort Worth	"	Lv	.. ♀	.....
–	2.45	Lv Fort Worth	"	Ar	8.01	11.29
6.48	–	Ar San Antonio	"	Lv	–	9.55
★7.20	–	Lv San Antonio	"	Ar	–	8.56
9.19	6.09	Ar Monterrey	"	Lv	★5.00	★7.00
★9.34	★6.24	Lv Monterrey	"	Ar	4.45	6.45
12.28	9.18	Ar Mexico City	(CST)	Lv	2.00	4.00
pm	am				pm	pm

♀—Via Limousine to Downtown Dallas

DENVER, COLORADO SPRINGS and ALBUQUERQUE to MEXICO CITY

TABLE 29

ALL FLIGHTS DAILY

25	Read Down		Read Up	28
pm	Continental Air Lines			pm
6.05	Lv Denver	(MST)	Ar	11.04
♁2.28	Lv Colorado Spgs.	"	Ar	10.26
♁2.56	Lv Pueblo	"	Ar	9.58
8.47	Lv Albuquerque	"	Ar	8.05
10.17	Ar El Paso	(MST)	Lv	6.45
90	American Airlines			91
★7.10	Lv El Paso	(MST)	Ar	4.20
11★22	Ar Monterrey	(CST)	Lv	2.00
2.31	Ar Mexico City	(CST)	Lv	11★00
am				am

EXPLANATION OF REFERENCE MARKS

AST—Atlantic Standard Time.
EST—Eastern Standard Time.
CST—Central Standard Time.
LZT—Local Zone Time.
MST—Mountain Standard Time.
NST—Newfoundland Standard Time.
PST—Pacific Standard Time.
GCT—Greenwich Civil Time.
BNF—Braniff Airways.
CHI—Chicago & Southern Airline.
DAL—Delta Air Lines.
EAL—Eastern Air Lines.
NWA—Northwest Airlines.
PCA—Pennsylvania Central Airlines.
TWA—Transcontinental and Western Air.
UAL—United Air Lines.
WAL—Western Air Lines.

♁—Via connecting flight.
♀—Via Limousine to downtown Dallas.
★—Meal served at no additional charge after departure from this station.
⊕—Meal served aloft after departure from this station for Toronto to Rochester. Syracuse and New York City passengers only.
▫—Meal service for through passengers only.
▪—Meal served to boarding passengers only.
▲—Except Monday and days after holidays.
♥—Monday and days after holidays.
▣—Via connecting carrier.
r—Arrival Time.
Z—Service temporarily suspended pending approval of airport for operation.

PASSENGER FARES ON PAGE 15

CANADIAN SERVICE

WASHINGTON - PITTSBURGH - BUFFALO - TORONTO

TABLE 30
ALL FLIGHTS DAILY

301	Read Down		Read Up	302
am	Via PCA			pm
7.55	Lv Washington	(EST)	Ar	12.45
9.08	Lv Harrisburg	"	Ar	–
–	Ar Pittsburgh	"	Lv	–
–	Lv Pittsburgh	"	Ar	–
11.40	Ar Buffalo	"	Lv	10.35
99	AMERICAN AIRLINES, INC.			94
2.40	Lv Buffalo	(EST)	Ar	7.05
3.18	Ar Toronto	(EST)	Lv	6.30
pm				pm

WASHINGTON - MONTREAL

TABLE 33
ALL FLIGHTS DAILY

308	12	304	6	Read Down		Read Up	67	7	11	3	201
pm	pm	am	am				pm	pm	pm	pm	am
5.15	1.27	9.15	6.33	Lv Washington	(EST)	Ar	2.29	6.55	9.28	11.40	2.15
–	★1.58	–	★7.04	Lv Baltimore	"	Ar	2.00	–	8.54	–	–
–	–	–	–	Lv Philadelphia	"	Ar	–	–	8.00	–	–
6.43	3.12	10.43	8.18	Ar New York	(EST)	Lv	12★35	5.20	★7.10	10.05	12.40
12	8	4	2 Ex. Su.	Colonial Airlines			1 Ex. Su.	5	7	9	11
7.30	3.45	11.15	9.00	Lv New York	(EST)	Ar	11.55	4.35	6.25	9.35	11.35
–	–	–	10.10	Lv Albany	"	Ar	10.45	–	5.15	–	–
9.25	5.40	–	11.15	Lv Burlington	"	Ar	9.35	2.35	4.05	7.35	9.35
10.00	6.15	1.25	11.50	Ar Montreal	(EST)	Lv	9.00	2.00	3.30	7.00	9.00
pm	pm	pm	am				am	pm	pm	pm	pm

BOSTON - NEW YORK *and* BUFFALO *to* TORONTO

TABLE 31
ALL FLIGHTS DAILY

5	39	103	33	245	Read Down		Read Up	138	140	146	236	232
am	am	am	am	am				pm	pm	pm	pm	am
12★00	11.00	10.15	9.00	★5.25	Lv Boston	(EST)	Ar	6.06	7.15	9.15	11.15	12.55
	–	–	9.34	–	Lv Providence	"	Ar	–	◊7.16	◊10.06	–	12.23
	◊10.44	–	◊8.13	–	Lv Hartford	"	Ar	5.17	–	–	–	11.47
1.20	12.20	11.35	10.45	6.45	Ar New York	"	Lv	4.30	★6.00	8.00	10.00	11.00
123	95	23	83-99	97				98-116	80	96	118	94
2.20	1.30	12★10	11★20	★8.25	Lv New York	(EST)	Ar	3.43	5.09	7.30	9.11	10.15
–	3.19	–	1.09	10.14	Lv Syracuse	"	Ar	–	3.33	★5.54	–	8.39
–	4.04	–	1.54	10.59	Lv Rochester	"	Ar	–	2.52	5.13	–	7.58
4.36	4.35	2.26	2.25	11.30	Ar Buffalo	"	Lv	1.59	2.24	4.45	⊕7.27	⊕7.30
↘	4.56	↘	2.40	11.51	Lv Buffalo	"	Ar	1.35	↗	4.25	↗	7.05
	5.34		3.18	12.29	Ar Toronto	(EST)	Lv	1.00		3.50		6.30
pm	pm	pm	pm	pm				pm	pm	pm	pm	pm

AKRON - CLEVELAND - BUFFALO - TORONTO

TABLE 34
ALL FLIGHTS DAILY

80	Read Down		Read Up	83
pm				pm
–	Lv Akron	(EST)	Ar	5.50
12★45	Lv Cleveland	"	Ar	4.25
2.14	Ar Buffalo	(EST)	Lv	2.46
99				98
2.40	Lv Buffalo	(EST)	Ar	1.35
3.18	Ar Toronto	(EST)	Lv	1.00
pm				pm

CHICAGO *to* TORONTO *and* MONTREAL

TABLE 35
ALL FLIGHTS DAILY

128	Read Down		Read Up	129
am				pm
11★40	Lv Chicago	(CST)	Ar	4.19
2.29	Lv Detroit	(EST)	Ar	3.13
2.42	Ar Windsor	(EST)	Lv	3.01
64	Trans-Canada Air Lines			3-63
3.30	Lv Windsor	(EST)	Ar	1.00
5.10	Ar Toronto	"	Lv	11.15
7.40	Ar Montreal	(EST)	Lv	8.25
pm				am

WASHINGTON, NEW YORK *to* MAINE, THE MARITIMES *and* NEWFOUNDLAND

TABLE 32
ALL FLIGHTS DAILY

202-146	302	304-44	6-32	144	Read Down		Read Up	35-103	31-9	41-3	147-201
pm	pm	am	am	am				pm	pm	pm	am
★6.02	12★10	9.15	★6.33		Lv Washington	(EST)	Ar	1.30	8.05	11.40	2.15
8.00	2.00	12★00	10.00	3.40	Lv New York	"	Ar	11.20	5.20	9.15	12.20
–	–	–	–	–	Lv Bridgeport	"	Ar	–	–	–	–
◊7.57	◊1.47	◊11.52	–	–	Lv Hartford	"	Ar	–	–	8.22	–
–	–	–	–	–	Lv Springf'd-Westf'd	"	Ar	–	–	7.55	–
–	–	–	–	–	Lv Providence	"	Ar	–	–	–	–
9.15	3.15	1.15	11.15	4.55	Ar Boston	(EST)	Lv	10.00	4.00	★7.05	11.00
20	4	24	6	2	Northeast Airlines			21	1	5	3
9.30	6.30	2.30	11.30	8.30	Lv Boston	(EST)	Ar	9.20	3.38	6.40	10.40
10.13	7.13	3.13	–	9.13	Ar Portland	"	Lv	8.38	2.56	–	9.58
10.46	7.46		–	9.46	Ar Augusta	"	Lv	8.05	2.23	–	9.25
11.19	8.19		12.50	10.19	Ar Bangor	"	Lv	7.30	1.50	5.20	8.50
			–	11.53	Ar Presque Isle	(EST)	Lv		12.20	–	
			3.40		Ar Moncton	(AST)	Lv			4.10	
			42		Trans-Canada Air Lines					41	
			12.45		Lv Moncton	(AST)	Ar			11.20	
			2.05		Ar Sydney	"	Lv			9.55	
			5.00		Ar Gander	(NST)	Lv			7.50	
			6.05		Ar St. John's	(NST)	Lv			6.45	
pm	pm	pm	am	am				am	pm	am	pm

WHEN TIME MEANS MONEY

SAVE BOTH— SPECIFY AIR EXPRESS

GETS THERE FIRST

EXPLANATION OF REFERENCE MARKS ON PAGE 11

GENERAL INFORMATION

AIR EXPRESS – All flights carry Air Express. Special door-to-door pickup and delivery afforded by Air Express Division of the Railway Express Agency, Inc., in United States and Canada. International Air Express Service is available to Mexico and points on the Transatlantic Route.

AIRFREIGHT — For information regarding rates, pickup and delivery service, inquire at any American Airlines office.

AIR MAIL — All flights carry Air Mail.

BAGGAGE — **Free Baggage** allowance are as follows:
On tickets wholly within United States and Canada — 40 pounds.
On tickets to Mexico or points on the Transatlantic route—55 pounds.
Excess baggage may be accepted, space and weight permitting, at the following rates:
Within United States, Canada and Mexico — approximate ½% of the one way adult fare.
To points on the Transatlantic Route — 1% of the one way adult fare per kilo (2.21 pounds).
Liability and insurance is subject to the following limits:
Within United States, Canada and Mexico the liability of the Carrier is limited to $100.00 unless a higher valuation is declared and an additional charge paid therefor. Total valuation is limited to $2,500 on each full fare ticket.
On the Transatlantic route the liability of the Carrier is limited to $100.00 unless a higher valuation is declared and paid for at the rate of 15 cents per $100.00 or fraction thereof. Total valuation is limited to $5,000.00 unless special arrangements are made in advance of the flight.

CANCELLATION BY COMPANY — The company reserves the right to cancel bookings before passage or en route. Captain may remove passengers from plane at any point on the route for safety or other cause. In any event the passenger's sole recourse shall be recovery of that portion of the fare equal to the distance untraveled.

CANCELLATION BY PASSENGER — The purchaser may receive a refund for unused transportation providing reservation is cancelled prior to departure.

CHECK-IN AT PORT OF EMBARKATION — Passengers must arrive sufficiently in advance of the scheduled departure of aircraft to permit checking of their baggage and the completion of governmental and other formalities. Flights will not be delayed for passengers who arrive too late and the carrier shall not be liable to any such passenger except to refund a portion of the fare in accordance with tariff provisions.
Passengers holding return reservations, from Mexico, whether ticketed or not, must present their international documents and tickets to American Airlines Office Mexico City or Monterrey by 1.00 p.m. of the day before their scheduled departure or it will be assumed that they wish their return reservations to be cancelled.

CHILDREN — One child under two years of age, not occupying a seat, will be carried free with each accompanying passenger twelve years of age or over.

CURRENCY RESTRICTIONS — Passengers to countries other than Canada may not carry United States currency in denominations larger than $20.00 bills. Most European and Latin American countries (except Mexico) prohibit the importation of more than $50.00 or equivalent in any currency. It is strongly recommended that **all** funds of international travelers be converted into Travelers checks, bank drafts, letters of credit or other similar financial paper.

CUSTOMS DUTIES ON BAGGAGE — Baggage of international travelers will be examined by customs officers of each country on arrival. Personal articles intended for use while traveling are admitted free of duty. However, any merchandise for sale, gifts, samples or anything being carried for other persons will be subject to duty.
Residents of the United States are permitted to bring back, duty free, $100.00 in merchandise acquired outside United States, provided the traveler has been away from United States more than 48 hours (except to Mexico where no minimum is prescribed) and further provided that this free allowance is claimed not oftener than once in thirty days. This merchandise must be for the traveler's own personal use or for the personal use of immediate members of his family.

FARES — All fares are shown herein for information purposes only, and are subject to correction and change without notice. Official tariffs are on file and open for public inspection at any American Airlines office.

FOUNTAIN PENS, LIQUIDS, ETC. — Due to changes in atmospheric pressure, fountain pens and other liquid containers have a tendency to leak. Usually all that is necessary is to screw the caps on tightly. However, it is advisable to wrap pens and containers securely, when placed in handbags, to insure against damage to other articles.

GROUND TRANSPORTATION — Ground transportation service is available at reasonable rates in all cities served by American Airlines System. See Page 14. Passengers using their own transportation direct to the airport are requested to report to the ticket agent at least ten minutes before plane departure time on domestic flights.

INSURANCE — Trip insurance is available at all airline offices.

INTERNATIONAL TRAVEL DOCUMENTS — Passengers on international flights must possess all documents required by the laws to the countries from, into or over which they are to fly and should any required documents be missing, passage may be denied. The following documents are required by **United States Citizens:**
To Canada: Proof of United States Citizenship.
To Mexico: For a pleasure trip, Proof of U. S. Citizenship and Mexican Tourist Card. For a business trip, a U. S. Passport, Mexican Visa and surety bond of 500 pesos.
To Newfoundland: Proof of U. S. Citizenship if remaining in Newfoundland less than six weeks; otherwise a U. S. Passport.
To Eire: U. S. Passport and Irish Visa.
To United Kingdom: U. S. Passport, Irish transit visa and British visa.
Documentary requirements are subject to change without notice. The above are given for information only and American Airlines System will not be responsible for any failure of passengers to comply with governmental requirements in force at the time of their passage.

MEALS — Meals are served aloft at no additional charge.

REFUNDS — Requests for refunds on tickets issued by American Airlines System, should be addressed to the Assistant Treasurer, American Airlines, Inc., 100 East 42nd Street, New York 17, N.Y.

RESERVATIONS — American Airlines welcomes advance reservations. Reservations for unticketed passengers will be held only for a reasonable time; if a passenger fails to purchase his ticket by the "time limit" agreed upon, the reservation will be cancelled and resold.

STEWARDESSES — Stewardess service is provided on all American Airline System flights.

STOP-OVER — Stop-overs will be allowed at any regular stop, provided reservation is made accordingly.

TAXES — Any ticket taxes imposed by Governmental authority are in addition to transportation fare, and will be collected wherever effective.
Mexican transportation tax, varying from $.45 to $2.25 depending upon the value of the ticket, will be assessed at the time return reservations are checked.

TIME TABLES — These time tables show the time at which planes may be expected to depart from and arrive at the stations shown, herein and to connect with trains or other planes, but their departure, arrival, or connection at the time stated is not guaranteed. American Airlines reserves the right to vary from the time, shown in this publication without notice to the public.

UNSCHEDULED LANDINGS — So that maximum amount of space be made available on all flights for the transportation of passengers and cargo, it will occasionally be necessary to make unscheduled landings at intermediate airports enroute for fuel.

EQUIPMENT — All flights in the United States, Canada and Mexico are operated with Douglas "Flagship Club" airplanes except flights 801, 802 and 815 which are operated with Douglas Airfreighter airplanes.
Flights on the Transatlantic route are operated with Douglas Flagship DC-4's.

PASSENGER FARES ON PAGE 15

INFORMATION — RESERVATIONS — TICKET OFFICES — GROUND SERVICE

AMERICAN AIRLINES, Inc.
Cable Address — "AMAIR"
GENERAL OFFICES — 100 EAST 42nd ST., NEW YORK 17, N. Y.

C. R. SMITH, Chairman of the Board
R. S. DAMON, President
CHARLES A. RHEINSTROM, Vice President — Traffic
WILLIS G. LIPSCOMB, Asst. Vice Pres. & Gen. Traffic Manager
J. A. WOOTEN, Cargo Traffic Manager
LOUIS A. TRAXEL, Personnel Director
REX SMITH, Director of Public Information

AMERICAN AIRLINES SYSTEM

AMERICAN OVERSEAS AIRLINES, Inc.
Cable Address — "EXPOAIR"
GENERAL OFFICES — 25 BROADWAY, NEW YORK 4, N. Y.

JOHN E. SLATER, Chairman of the Board
SUMNER SEWALL, President
HAROLD R. HARRIS, Vice Pres. & General Manager
W. SANGER GREEN, General Traffic Manager
WILLIAM F. MULLER, Asst. General Traffic Manager
ARTHUR F. COFOD, Asst. to General Traffic Mgr.

CITY	FOR RESERVATIONS TELEPHONE	TICKET OFFICES	AIRPORT	MILES FROM CITY	CONVEYANCE	#Driving Time Minutes	*FARE (See Note)
Abilene, Texas	7021	Airport Terminal	Municipal	3½ E	Yellow Cab	25	$0.50
Akron 6, Ohio	STadium 5405	Airport Terminal	Municipal	4½ SE	Akron City Cab Co.	30	.85
Albany, N. Y.	8-2281	Hotel Ten Eyck	Municipal	8 NW	Pearl Taxi Co.	25	1.00
Baltimore 2, Md.	RIverside 2000	1014 O'Sullivan Bldg.	Municipal	8 SE	Limousine Service	40	1.15
Battle Creek, Mich.					Limousine Service		
Big Spring, Texas	1160	Airport Terminal	American Airlines Field	2½ W	Yellow Cab	20	a .75
Boston 28, Mass.	EASt Boston 2000	Statler Hotel Main Entrance	Logan International	3 E	Taxi	25	c 1.30
	Transatlantic Service		Bedford Airport				
Bridgeport, Conn.	7-4467	Airport Terminal	Municipal	4½ E	Yellow Cab	20	c 1.50
Bristol, Va.	Tri-City 7-4000	Airport Terminal	Tri-City	16½ SW	Yellow Cab	50	b 3.00
Buffalo 2, N. Y.	HUmboldt 8000	Hotel Statler Arcade	Municipal	9 E	Limousine Service	40	1.15
Cambridge, Mass.	EASt Boston 2000	See Boston	Logan International				
Chicago 11, Ill.	PORtsmouth 7000	Palmer House Arcade and Stevens Hotel Lobby	Municipal	10½ SW	Limousine Service	50	1.15
	Transatlantic Service			10½ SW	Limousine Service	1:50	1.15
Cincinnati 2, Ohio	EAst 4700	38 East 4th St.	Lunken	6 E	Yellow Cab	35	.75
Cleveland 14, Ohio	ORchard 3300	1240 Union Commerce Bldg.	Municipal	5 SW	Limousine Service	60	1.15
Columbus 15, Ohio	FAirfax 3165	20 E. Broad St.	Port Columbus	9 NE	Limousine Service	45	1.15
Dallas 1, Texas	RIverside 1501	Baker Hotel	Love Field	7 N	Yellow Cab	40	.75
Dayton 2, Ohio	VAndalia 4655	Biltmore Hotel Lobby	Municipal	11½ N	Limousine Service	40	1.15
Detroit 26, Mich.	PIngree 7000	1265 Washington Blvd. at Grand River	Detroit City	6 NE	Checker Cab	35	c 1.50
Douglas 26, Ariz.	1160	Airport Terminal	Douglas Army Air Field	10 N	Reed's Taxi Service	35	b 3.00
Elkins, W. Va.	1100	Airport Terminal	Municipal	3 S	Gainer's Cab	20	.50
El Paso, Texas	MAin 2700	Hilton Hotel	Municipal	7 NE	Limousine Service	35	1.05
Erie, Pa.	34-101	Airport Terminal	Port Erie	6 W	Yellow Cab	30	.75
Fort Worth 2, Texas	6-5466	Blackstone Hotel Bldg.	Meacham Field	5 N	Yellow Cab	30	.50
Hartford 3, Conn.	7-5141	722 Main Street	Brainard Field	2½ SE	City Cab	15	c .75
Hollywood, Calif.	TUcker 2471	Hollywood Roosevelt Hotel	Lockheed Air Terminal	7½ NW	Limousine Service	55	1.15
Holyoke, Mass.	Westfield 2700	Airport Terminal, Westfield	Barnes, Westfield	7 SW	Peter Pan Bus Co.	30	h 3.00
Indianapolis 4, Ind.	BEImont 3501	519 Merchants Bank Bldg.	Municipal	8½ SW	Limousine Service	35	.90
Johnson City, Tenn.	Tri-City 7-4000	Airport Terminal	Tri-City	15 NW	Yellow Cab	50	b 3.50
Joplin, Mo.	7085	Airport Terminal	Municipal	4 N	Taxi	20	c 1.00
Kingsport, Tenn.	Tri-City 7-4000	Airport Terminal	Tri-City	15 NE	Yellow Cab	50	b 3.50
Knoxville, Tenn.	2-6135	Airport Terminal	Municipal	12 SW	Airline Transit Service Cab	45	1.00
Little Rock, Ark.	4-0395	Airport Terminal	Municipal	2½ SE	Limousine Service	30	.60
London, England	WHitehall 5391	120 Pall Mall, S. W., 1					
Los Angeles 14, Calif.	TUcker 2471	521 West 6th Street	Lockheed Air Terminal	14½ NW	Limousine Service	60	1.15
Louisville 2, Ky.	HIghland 4600	319 West Walnut Street	Bowman Field	6 SE	Yellow Cab Co.	30	d 1.00
Lynchburg, Va.	788	Airport Terminal	Preston Glenn	7 SW	Southern Cab Co.	30	1.00
Memphis 3, Tenn.	9-3311	Peabody Hotel	Municipal	9 SE	Limousine Service	50	1.00
Mexico City, D. F. Mex.	(Ericsson) 18-09-07						
	(Mexicana) L-79-35	Avenida Cinco de Mayo 18	Central	3½ S	Limousine Service	1:30	e .62
Monterrey N. L., Mex.	90-11	Colonial Hotel	del Norte	15 N	Limousine Service	60	j 2.06
Montreal, Que., Can.	MArquette 9449	Windsor Hotel	Dorval	14	Murray Hill Taxi	60	1.00
Nashville 3, Tenn.	5-7511	Hermitage Hotel	Municipal	6½ SE	Taxi	35	.50
New Haven, Conn.	7-4689		Municipal	5 E	Yellow Cab Co.	20	c 1.60
New York 17, N. Y.	HAvemeyer 6-5000	Airlines Terminal, 80 E. 42nd St.	La Guardia	9½ E	Limousine Service	35	1.15
		Hotel New Yorker Lobby					
		Rockefeller Center, 18 W. 49th St.					
	Transatlantic Service	Airlines Terminal, 80 E. 42nd St.	Marine Terminal	9½ E	Limousine Service	1:30	1.15
	Illinois 8-4200		La Guardia				
Newark 1, N. J.	MArket 3-2970	Robert Treat Hotel	La Guardia	9 SE	O. A. T. Cab	50	1.00
Oakland, Calif.	Enterprise 10718	%UAL—1940 Broadway	Municipal	9 SW	Limousine Service	40	.75
Oklahoma City 2, Okla.	6-3371	Skirvin Hotel	Municipal	5½ SW	White Star Motor Coach	15	.75
Peoria, Ill.	8145	Airport Terminal	Southwest	8½ SW	Limousine Service	35	1.15
Philadelphia 2, Pa.	BELgrade 1000	1423 Walnut St.	Southwest	8½ SW	Limousine Service	1:35	1.15
	Transatlantic Service						
Phoenix, Ariz.	4-7281	18 East Adams St.	Sky Harbor	3½ SE	Arizona Tours, Inc.	30	.75
Pittsburgh 19, Pa.	HOmestead 2300	Airport Terminal	Allegheny County	11 S	Limousine Service	45	1.15
Providence 3, R. I.	GReenwood 1800	Turks Head Building	R. I. State	6½ S	Limousine Service	30	f .50
Roanoke, Va.	3-4411	Airport Terminal	Woodrum Field	6 N	Virginia Cab Co.	25	1.00
Rochester 4, N. Y.	GEnessee 366	Seneca Hotel Lobby	Municipal	5 SW	Limousine Service	35	.85
St. Louis 1, Mo.	TErryhill 5-3900	Jefferson Hotel	Lambert Field	15 NW	Limousine Service	60	1.15
San Antonio 6, Texas	Travis 2691	310 N. St. Mary's St.—Gunter Hotel	Municipal	8½ N	Yellow Cab	1:40	1.00
San Diego 1, Calif.	Woodcrest 2111	U. S. Grant Hotel Arcade	Lindbergh	1½ NW	Taxi	20	c .75
San Francisco 4, Calif.	GArfield 8336	231 Montgomery St.	Municipal	13 SE	Airdrome Tr. Co.	50	1.15
Shannon, Eire	11	Shannon Airport	Shannon				
South Bend 24, Ind.	3-1101	Bendix Hotel Lobby	Bendix	3½ NW	Indiana Cab Co.	15	g .75
Springfield, Mass.	3-7871	44 Vernon St., Room 302	Barnes, Westfield	11 W	Peter Pan Bus Co.	35	1.00
Syracuse 2, N. Y.	8-1665	Onondaga Hotel Lobby	Municipal	8 NW	Limousine Service	40	1.00
Texarkana, Ark.	4000	Airport Terminal	Municipal	3½ NE	Yellow Cab	25	a .75
Toronto 1, Ont., Canada	WAverley 4651	22 King St., West	Malton	18 NW	Cadillac Livery	60	1.00
Tucson, Ariz.	1500	Pioneer Hotel	Davis-Monthan	6 SE	Limousine Service	35	1.15
Tulsa 3, Okla.	6-1103	507 South Boston	Municipal	7 NE	People's Cab	40	.75
Washington 5, D. C.	EXecutive 2345	Statler Hotel; 813—15th St., N. W.	Washington National	4 S	Limousine Service	30	.75
	Transatlantic Service			4 S	Limousine Service	1:30	.75
Westfield, Mass.	2700	Airport Terminal	Barnes	3 N	Fedora Taxi Co.	20	c .75
Windsor, Ont., Canada	WIndsor 4-8633	Airport Terminal	Windsor	6½ SE	Yellow Cab	30	.75

*—Children's ground transportation fares are generally approximately one-half the published fares. Consult AA Agent for complete details.
a—$0.75 for one; two or more $0.25 each additional.
b—One to four.
c—Approximate fare—pay meter rate.
d—$1.00 for one; two or more $0.75 each.
e—$0.62 per passenger.
f—Limousine leaves Providence Biltmore Hotel only.
g—Two or more passengers $0.50 each.
h—For two or more passengers $1.75 each.
j—$2.06 per passenger.

Note.—Fares for taxi service apply generally from downtown areas only. Subject to higher charge from outlying sections and for additional stops.
#—The number of minutes before plane departure when passengers should leave the downtown area in order to allow sufficient time for driving to the airport and necessary formalities before boarding plane.

EXPLANATION OF REFERENCE MARKS ON PAGE 11

EXAMPLES OF PASSENGER FARES

For fares not shown call any American Airlines Office

Round-Trip Fares are Twice the One-Way Fares

ONE WAY FARES All Fares are Airport-to Airport and Subject to Government Taxes	Baltimore, Md.	Boston, Mass.	Buffalo, N. Y.	Chicago, Ill.	Cincinnati, Ohio	Cleveland, Ohio	Columbus, Ohio	Detroit, Mich.	Ft. Worth-Dallas, Tex.	Hartford, Conn.	Los Angeles, Calif.	Louisville, Ky.	Memphis, Tenn.	Nashville, Tenn.	New York-Newark	Philadelphia, Pa.	Rochester, N. Y.	St. Louis, Mo.	San Antonio, Tex.	Tucson, Ariz.	Tulsa, Okla.	Washington, D. C.
Akron, O.		25.40	10.35		10.75	2.50	4.85		52.30	21.80	99.70	14.95	31.50	22.20	18.60		12.95		63.60	84.00	40.35	
Baltimore, Md.		16.55	22.00	27.25	20.95				57.95	12.45	111.35	23.60	39.00	29.70	8.20	3.80	20.85	34.05	69.25	94.10	50.45	2.50
Boston, Mass.	16.55		18.80	39.65	35.00	25.40	29.10	29.05	72.95	4.10	125.10	39.20	55.55	46.25	8.35	12.75	16.20	48.20	84.25	108.25	64.60	18.40
Bristol, Va.	18.00	34.55							41.80	30.45	98.15		21.00	11.70	26.20	21.80			53.10	79.90	36.25	16.15
Buffalo, N. Y.	22.00	18.80		21.70	20.05	8.85	14.15	10.25	61.60	15.20	107.15	24.25	40.80	31.50	13.80	18.20	2.60	33.25	72.90	92.90	49.65	23.85
Chicago, Ill.	27.25	39.65	21.70		12.45			11.45	41.60	36.05	85.45				32.85	30.30	24.30	11.70	52.90	71.20	28.10	27.25
Cincinnati, O.	20.95	35.00	20.05	12.45		11.20	5.90		41.55	31.40	92.20	4.20	20.75	11.45	28.20	24.75	22.65		52.85	74.95	31.30	19.10
Cleveland, O.		25.40	8.85		11.20		5.30		52.75	21.80	99.70	15.40	31.95	22.65	18.60		11.45		64.05	84.45	40.80	
Columbus, O.		29.10	14.15		5.90	5.30			47.45	25.50	96.40	10.10	26.65	17.35	22.30		16.75		58.75	79.15	35.50	
Dallas-Ft. Worth, Tex.	57.95	72.95	61.60	41.60	41.55	52.75	47.45	52.75		69.35	57.40	37.35	20.80	30.10	66.15	61.75	64.20	29.90	11.30	38.10	13.50	57.95
Dayton, O.		32.40	17.45		2.60	8.60	3.30		44.15	28.80	93.10	6.80	23.35	14.05	25.60		20.05		55.45	75.85	32.20	19.20
Detroit, Mich.		29.05	10.25	11.45					52.75	25.45	96.90				22.55		12.85	23.15	64.05	82.65	39.55	
El Paso, Tex.	81.75	95.90	80.95	59.40	62.60	72.10	66.80	70.85	25.75	92.30	34.50	60.00	46.55	55.85	89.10	85.55	83.55	47.70		12.35	31.30	81.75
Erie, Pa.		23.10	4.30		15.75	4.55	9.85		57.30	19.50	104.25	19.95	36.50	27.20	18.10		6.90		68.60	89.00	45.35	
Hartford, Conn.	12.45	4.10	15.20	36.05	31.40	21.80	25.50	25.45	69.35		121.50	35.60	51.45	42.15	4.25	8.65	12.60	44.60	80.65	104.65	61.00	14.30
Indianapolis, Ind.	25.90	37.50		7.50	4.95					33.90					30.70	27.60						24.05
Knoxville, Tenn.	22.65	39.20							37.15	35.10	93.50		16.35	7.05	30.85	26.45			48.45	75.25	31.60	20.80
Little Rock, Ark.	45.05	61.60	46.85		26.80	38.00	32.70		14.75	57.50	72.15	22.60	6.05	15.35	53.25	48.85	49.45		26.05	52.85		43.20
Los Angeles, Cal.	111.35	125.10	107.15	85.45	92.20	99.70	96.40	96.90	57.40	121.50		89.60	78.20	86.45	118.30	115.15	109.75	77.30		22.15	61.90	111.35
Louisville, Ky.	23.60	39.20	24.25		4.20	15.40	10.10		37.35	35.60	89.60		16.55	7.25	31.80	27.40	26.85		48.65	72.35	28.70	21.75
Memphis, Tenn.	39.00	55.55	40.80		20.75	31.95	26.65		20.80	51.45	78.20	16.55		9.30	47.20	42.80	43.40		32.10	58.90		37.15
Nashville, Tenn.	29.70	46.25	31.50		11.45	22.65	17.35		30.10	42.15	86.45	7.25	9.30		37.90	33.50	34.10		41.40	68.20	24.55	27.85
New York-Newark	8.20	8.35	13.80	32.85	28.20	18.60	22.30	22.55	66.15	4.25	118.30	31.80	47.20	37.90		4.40	12.65	41.40	77.45	101.45	57.80	10.05
Oklahoma City, Okla.	55.60	69.75	54.80	33.25	36.45	45.95	40.65	44.70	8.35	66.15	56.75	33.85		29.70	62.95	59.40	57.40	21.55	19.65	38.50	5.15	55.60
Philadelphia, Pa.	3.80	12.75	18.20	30.30	24.75				61.75	8.65	115.15	27.40	42.80	33.50	4.40		17.05	37.85	73.05	97.90	54.25	5.65
Phoenix, Ariz.	97.10	110.85	92.90	71.20	77.95	85.45	82.15	82.65	43.15	107.25	17.10	75.35	63.95	73.25	104.05	100.90	95.50	63.05		5.05	48.70	97.10
Providence, R. I.	14.85	2.50	18.10	38.95	34.30	24.70	28.40	28.35	72.25	2.90	124.40	38.45	53.85	44.55	6.65	11.05	15.50	47.50	83.55	107.55	63.90	16.70
Rochester, N. Y.	20.85	16.20	2.60	24.30	22.65	11.45	16.75	12.85	64.20	12.60	109.75	26.85	43.40	34.10	12.65	17.05		35.85	75.50	95.50	52.25	22.70
St. Louis, Mo.	34.05	48.20	33.25	11.70				23.15	29.90	44.60	77.30				41.40	37.85	35.85		41.20	60.05	16.40	34.05
San Diego, Cal.	111.35	125.10	107.15	85.45	92.20	99.70	96.40	96.90	57.40	121.50	5.55	89.60	78.20	86.45	118.30	115.15	109.75	77.30		19.30	61.90	111.35
San Francisco, Cal.	111.35	125.10	107.15	85.45	95.70	99.70	99.00	96.90	72.55	121.50		95.70		95.70	118.30	115.15	109.75	83.60				111.35
South Bend, Ind.		36.20	18.45	3.45				8.20	45.05	32.60	88.90				29.40		21.05	15.15	56.35	74.65	31.55	
Syracuse, N. Y.	17.55	12.90	5.90	27.60	25.95	14.75	20.05	16.15	66.15	9.30	113.05	30.15	46.70	37.40	9.35	13.75	3.30	39.15	77.45	98.80	55.55	19.40
Washington, D. C.	2.50	18.40	23.85	27.25	19.10				57.95	14.30	111.35	21.75	37.15	27.85	10.05	5.65	22.70	34.05	69.25	94.10	50.45	

EXAMPLES OF INTERNATIONAL PASSENGER FARES

ONE WAY FARES All Fares are Subject to Government Taxes	Baltimore, Md.	Boston, Mass.	Buffalo, N. Y.	Chicago, Ill.	Cincinnati, Ohio	Cleveland, Ohio	Columbus, Ohio	Dallas-Ft. Worth, Tex.	Detroit, Mich.	El Paso, Tex.	Hartford, Conn.	Los Angeles, Calif.	Louisville, Ky.	Memphis, Tenn.	Nashville, Tenn.	New York-Newark	Philadelphia, Pa.	St. Louis, Mo.	San Antonio Tex.	San Diego, Calif.	Tulsa, Okla.	Washington, D. C.
Gander, Newfoundland	118.20	103.00	123.80	142.85	138.20	128.60	132.30	176.15	132.55	199.10	114.25	228.30	141.80	157.20	147.90	110.00	114.40	151.40	187.45	228.30	167.80	120.05
London, England	580.20	585.00	585.80	604.85	600.20	590.60	594.30	638.15	594.55	661.10	576.25	690.30	603.80	619.20	609.90	572.00	576.40	613.40	649.45	690.30	629.80	582.05
Mexico City, Mexico	106.70	121.70	110.35	90.35	90.30	101.50	93.20	48.75	101.50	51.55	118.10	86.00	86.10	69.55	78.85	114.90	110.50	78.65	37.45	83.20	62.25	106.70
Monterrey, Mexico	83.95	98.95	87.60	67.60	67.55	78.75	73.45	23.00	78.75	28.80	95.35	63.30	63.35	46.80	56.10	92.15	87.75	55.90	14.70	60.45	39.50	83.95
Shannon, Eire	533.20	518.00	538.80	557.85	553.20	543.60	547.30	591.15	547.55	614.10	529.25	643.30	556.80	572.20	562.90	525.00	529.40	566.40	602.45	643.30	582.80	535.05
Toronto, Canada	25.20	22.00	3.20	24.90	23.25	12.05	17.35	64.80	13.45	84.15	18.40	110.35	27.45	44.00	34.70	17.00	21.40	36.45	76.10	110.35	52.85	27.05

Fares are via direct route. Consult American Airlines for permissible indirect routing.
Consult American Airlines Agent concerning special round trip, government and children's fares for International Travel.