EFFECTIVE FEBRUARY 4, 1946

THE NATIONAL AND INTERNATIONAL

AMERICAN AIRLINES SYSTEM

COMPLETE SYSTEM SCHEDULES

ROUTE OF THE *Flagships*

EFFECTIVE FEBRUARY 4, 1946

THE NATIONAL AND INTERNATIONAL

AMERICAN AIRLINES SYSTEM

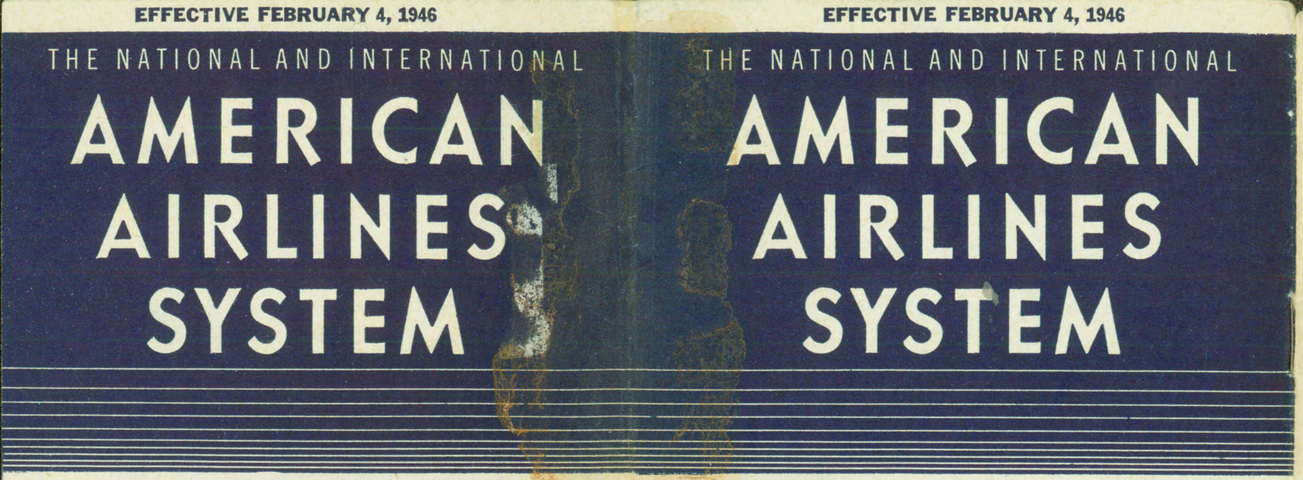

COMPLETE **SYSTEM SCHEDULES** FEB. 4, 1946

PRINTED IN U. S. A.
COPYRIGHT, 1946, BY AMERICAN AIRLINES, INC.

CALVERT-HATCH CO., CLEVELAND 15, O.

American Airlines, Inc.
100 East 42nd Street
New York 17, N. Y.

POSTMASTER: If undeliverable for any reason, notify sender of reason on form #3547 for which postage is guaranteed.

EFFECTIVE FEBRUARY 4, 1946

THE NATIONAL AND INTERNATIONAL

AMERICAN AIRLINES SYSTEM

COMPLETE **SYSTEM SCHEDULES**

ROUTE OF THE *Flagships*

INFORMATION — RESERVATIONS — TICKET OFFICES — GROUND SERVICE

AMERICAN AIRLINES, Inc.
Cable Address — "AMAIR"
GENERAL OFFICES — 100 EAST 42nd ST., NEW YORK 17, N. Y.
C. R. SMITH, Chairman of the Board
R. S. DAMON, President
CHARLES A. RHEINSTROM, Vice President — Sales
WILLIS G. LIPSCOMB, Asst. Vice Pres. & Director of Sales
HERBERT D. FORD, Director of Passenger Sales
J. A. WOOTEN, Director of Cargo Sales
LOUIS A. TRAXEL, Director of Personnel
REX SMITH, Director of Public Relations

AMERICAN AIRLINES SYSTEM

AMERICAN OVERSEAS AIRLINES, Inc.
Cable Address — "AMAIR"
GENERAL OFFICES — 100 EAST 42nd ST., NEW YORK 17, N. Y.
JOHN E. SLATER, Chairman of the Board
SUMNER SEWALL, President
HAROLD R. HARRIS, Vice Pres. & General Manager
J. STANTON ROBBINS, Vice President — Traffic
W. SANGER GREEN, General Traffic Manager
WILLIAM F. MULLER, Asst. General Traffic Manager
ARTHUR F. COFOD, Asst. to General Traffic Mgr.

CITY	FOR RESERVATIONS TELEPHONE	TICKET OFFICES	AIRPORT	MILES FROM CITY	CONVEYANCE	#Driving Time Minutes	*FARE (See Note)
Abilene, Texas	7021	Airport Terminal	Municipal	3½ E	Yellow Cab	25	$0.50
Akron 6, Ohio	STadium 5405	Airport Terminal	Municipal	4½ SE	Akron City Cab Co.	30	.86
Albany 1, N. Y.	8-2281	Hotel Ten Eyck	Municipal	8 NW	Pearl Taxi Co.	25	1.00
Baltimore 2, Md.	Riverside 2000	1014 O'Sullivan Bldg.	Municipal	8 SE	Limousine Service	40	1.15
Battle Creek, Mich.	3-1541	Airport Terminal	Kellogg Municipal	4 SW	Taxi	25	1.00
Big Spring, Texas	1160	Airport Terminal	American Airlines Field	2½ W	Yellow Cab	20	a .75
Boston 28, Mass.	EASt Boston 2000	Statler Hotel Main Entrance	Logan International	3 E	Taxi	25	c 1.30
Bridgeport, Conn.	7-4467	Airport Terminal	Municipal	4½ E	Yellow Cab	20	c 1.50
Bristol, Va.	Tri-City 7-4000	Airport Terminal	Tri-City	16½ SW	Bristol Airline Trans. Co.	50	1.50
Buffalo 2, N. Y.	HUmboldt 8000	Hotel Statler Arcade	Municipal	9 E	Limousine Service	40	1.15
Cambridge, Mass.	EASt Boston 2000	See Boston	Logan International				
Chicago 11, Ill.	PORtsmouth 7000	Palmer House and Stevens Hotel	Municipal	10½ SW	Limousine Service	50	1.15
Cincinnati 2, Ohio	CHerry 8140	38 East 4th St.	Lunken	6 E	Yellow Cab	35	.75
Cleveland 14, Ohio	ORchard 3300	923 Euclid Avenue	Municipal	12 SW	Limousine Service	60	1.15
Columbus 15, Ohio	FAirfax 3165	20 E. Bread St.	Port Columbus	9 NE	Limousine Service	45	1.15
Dallas 1, Texas	Riverside 1501	Baker Hotel	Love Field	7 N	Yellow Cab	40	.75
Dayton 2, Ohio	VAndalia 4655	Biltmore Hotel Lobby	Municipal	11½ N	Limousine Service	40	1.15
Detroit 26, Mich.	PIngree 7000	1265 Washington Blvd. at Grand River	Detroit City	6 NE	Checker Cab	35	c 1.50
Douglas 26, Ariz.	1160	Airport Terminal	Douglas Army Air Field	10 N	Taxi	35	b 3.00
Elkins, W. Va.	1100	Airport Terminal	Municipal	3 S	Gainer's Cab	20	.50
El Paso, Texas	MAin 2700	Hilton Hotel	Municipal	7 NE	Limousine Service	35	1.05
Erie, Pa.	34-101	Airport Terminal	Port Erie	6 W	Yellow Cab	30	.75
Fort Worth 2, Texas	6-5466	Blackstone Hotel	Meacham Field	5 N	Yellow Cab	30	.50
Hartford 3, Conn.	7-5141	722 Main Street	Brainard Field	2½ SE	City Cab	15	c .75
Hollywood, Calif.	TUcker 2471	Hollywood Roosevelt Hotel	Lockheed Air Terminal	7½ NW	Limousine Service	55	1.15
Holyoke, Mass.	WEstfield 2700	Airport Terminal, Westfield	Barnes, Westfield	7 SW	Peter Pan Bus Co.	30	g 3.00
Houston, Texas	PReston 8259	618 Second National Bank Bldg.					
Indianapolis 4, Ind.	BElmont 3501	519 Merchants Bank Bldg.	Municipal	8½ SW	Limousine Service	35	.90
Johnson City, Tenn.	Tri-City 7-4000	Airport Terminal	Tri-City	15 NW	Johnson City Air. Trans.	50	1.00
Joplin, Mo.	7085	Airport Terminal	Municipal	4 N	Taxi	20	c 1.00
Kingsport, Tenn.	Tri-City 7-4000	Airport Terminal	Tri-City	16 NE	Kingsport Airline Trans.	50	1.50
Knoxville, Tenn.	4-7671	Bank of Knoxville Bldg., Room 713	Municipal	12 SW	Airline Transit Service Cab	45	1.00
Little Rock, Ark.	4-0395	Airport Terminal	Municipal	2½ SE	Limousine Service	30	.60
Los Angeles 14, Calif.	TUcker 2471	521 West 6th Street	Lockheed Air Terminal	14½ NW	Limousine Service	60	1.15
Louisville 2, Ky.	HIghland 4600	319 West Walnut Street	Bowman Field	6 SE	Yellow Cab Co.	30	d 1.00
Lynchburg, Va.	788	Airport Terminal	Preston Glenn	7 SW	Southern Cab Co.	30	1.00
Memphis 3, Tenn.	9-3311	Peabody Hotel	Municipal	9 SE	Limousine Service	50	1.00
Mexico City, D. F. Mex.	(Ericson) 18-09-07						
	(Mexicana) L-79-35	Avenida Cinco de Mayo 18	Central	3½ S	Limousine Service	1:30	.62
Milwaukee, Wis.	BRoadway 6870	110 E. Wisconsin Bldg.					
Minneapolis, Minn.	MAin 8907	505 Northwestern Bank Bldg.					
Monterrey N. L., Mex.	90-11	Colonial Hotel	del Norte	15 N	Limousine Service	60	2.06
Montreal, Que., Can.	MArquette 9449	Windsor Hotel	Dorval	13 SW	Murray Hill Taxi	60	1.00
Nashville 3, Tenn.	5-7511	Hermitage Hotel	Municipal	6½ SE	Taxi	35	.60
Newark 1, N. J.	MArket 3-2970	Robert Treat Hotel	Newark Municipal	2½ S	Limousine Service	30	a .75
New Haven, Conn.	7-4689		Municipal	6 E	Yellow Cab Co.	20	e 1.60
New York 17, N. Y.	HAvemeyer 6-5000	Airlines Terminal, 80 E. 42nd St.					
		Hotel New Yorker Lobby					
		Rockefeller Center, 18 W. 49th St.	La Guardia	9½ E	Limousine Service	35	1.15
		120 Broadway					
			Newark Municipal	13 SW	Limousine Service	50	1.15
Oakland, Calif.	Enterprise 10718	¢UAL—1940 Broadway	Municipal	9 SE	O. A. T. Cab	50	1.00
Oklahoma City 2, Okla.	6-3371	Skirvin Hotel	Municipal	9 SW	Limousine Service	40	.75
Peoria 5, Ill.	8145	Airport Terminal	Municipal	6½ SW	White Star Motor Coach	15	1.00
Philadelphia 2, Pa.	BELgrade 1000	1423 Walnut St.	Southwest	7½ SW	Limousine Service	35	.88
Phoenix, Ariz.	4-7281	18 East Adams St.	Sky Harbor	3½ SE	Arizona Tours, Inc.	30	.75
Pittsburgh 19, Pa.	HOmestead 2300	Airport Terminal	Allegheny County	11 S	Limousine Service	45	1.15
Providence 3, R. I.	GReenwood 1800	Turks Head Building	R. I. State	6½ S	Limousine Service	30	e .50
Roanoke, Va.	3-4411	Airport Terminal	Woodrum Field	6 N	Virginia Cab Co.	25	1.00
Rochester 4, N. Y.	GEnesee .365	Seneca Hotel Lobby	Municipal	5 SW	Limousine Service	35	.85
St. Louis 1, Mo.	DElmar 5500	Jefferson Hotel	Lambert Field	15 NW	Limousine Service	60	1.15
San Antonio 6, Texas	Travis 2691	310 N. St. Mary's St.—Gunter Hotel	Municipal	8½ N	Yellow Cab	1:40	1.00
San Diego 1, Calif.	Woodcrest 2111	U. S. Grant Hotel Arcade	Lindbergh	1½ NW	Taxi	20	c .75
San Francisco 4, Calif.	GArfield 8336	231 Montgomery St.	Municipal	13 SE	Airdrome Tr. Co.	50	f 1.15
South Bend 24, Ind.	3-1101	Airport Terminal	Bendix	3½ NW	Indiana Cab Co.	15	f .75
Springfield, Mass.	3-7871	44 Vernon St., Room 302	Barnes, Westfield	11 W	Peter Pan Bus Co.	35	1.00
Springfield, Mo.	1741	Airport Terminal	Greene County	3 E	Taxi	30	1.00
Syracuse 2, N. Y.	8-1665	Onondaga Hotel Lobby	Municipal	8 NW	Limousine Service	40	1.00
Texarkana, Ark.	4000	Airport Terminal	Municipal	3½ NE	Yellow Cab	25	a .75
Toronto 1, Ont., Canada	WAverley 4661	22 King St., West	Malton	18 NW	Cadillac Livery	60	1.00
Tucson, Ariz.	1800	Pioneer Hotel	Davis-Monthan	6 SE	Limousine Service	35	1.15
Tulsa 3, Okla.	6-1103	507 South Boston	Municipal	7 NE	People's Cab	40	.75
Washington 5, D. C.	EXecutive 2345	Statler Hotel; 813—15th St., N. W.	Washington National	4 S	Limousine Service	30	.75
Westfield, Mass.	2700	Airport Terminal	Barnes	3 N	Fedora Taxi Co.	20	c .75
Windsor, Ont., Canada	Windsor 4-8633	Airport Terminal	Windsor	6½ SE	Yellow Cab	30	.75

TRANSATLANTIC OFFICES

CITY	FOR RESERVATIONS TELEPHONE	TICKET OFFICES	AIRPORT	MILES FROM CITY	CONVEYANCE	#Driving Time Minutes	*FARE (See Note)
Boston 28, Mass.	EASt Boston 2000	Statler Hotel Main Entrance	Bedford Airport				
Chicago 11, Ill.	PORtsmouth 7000	Palmer House and Stevens Hotel	Municipal	10½ SW	Limousine Service	1:20	1.15
Copenhagen, Denmark			Kaftrup				
London, England	WHitehall 6391	120 Pall Mall, S. W. 1	Hurn				
New York 17, N. Y.	Illinois 8-4200	Airlines Terminal, 80 E. 42nd St.	La Guardia	9½ E	Limousine Service	1:30	1.15
Philadelphia 2, Pa.	BELgrade 1000	1423 Walnut St.	Southwest	7½ SW	Limousine Service	1:35	.88
Shannon Airport, Eire	Foynes 11	Shannon Airport	Shannon				
Stockholm, Sweden			Bromma				
Washington 5, D. C.	EXecutive 2345	Statler Hotel: 813—15th St., N. W.	Washington National	4 S	Limousine Service	30	.75

AMERICAN AIRLINES SYSTEM
THE NATIONAL AND INTERNATIONAL ROUTE OF THE FLAGSHIPS

The Southern Route

Complete WESTBOUND TRANSCONTINENTAL Schedules

TABLE 1 — WESTBOUND — ALL FLIGHTS DAILY UNLESS OTHERWISE INDICATED

			91	101	65–81	The Sun Country Special 245–1	103	73	The Plainsman 5	69–83	45–203	85	49–277	The Mercury 7	31–9	133–11	41–279	The Southerner 3	143–105	147–201	111	Except Mon. 801
			pm	am	am	am	am	pm	am	pm	pm	pm	pm	pm	pm	pm	pm	pm	pm	pm	am	am
Boston	(EST)	Lv	.....	.....	.....	*5.25	10.15	.....	12*00	1.00	2.00	.....	2.45	.....	4.00	5.00	*7.05	.....	9.00	11.00	.....	.....
Providence	"	Lv	.....	.....	.....	–	δ9.34	.....	–	*1.34	–	.....	3.19	.....	–	δ5.30	–	.....	–	–	.....	.....
Springfield-Westfield	"	Lv	.....	.....	.....	–	–	.....	–	–	–	.....	–	.....	–	–	8.00	.....	–	–	.....	.....
Hartford	"	Lv	.....	.....	.....	–	δ10.44	.....	–	–	–	.....	–	.....	δ5.05	δ5.05	8.30	.....	δ9.27	δ11.09	.....	.....
Bridgeport	"	Lv	.....	.....	.....	–	–	.....	–	–	–	.....	–	.....	–	–	–	.....	–	–	.....	.....
Newark	"	Ar	.....	.....	.....	–	–	.....	–	–	–	.....	–	.....	–	–	–	.....	–	–	.....	.....
New York	(EST)	Ar	.....	.....	.....	6.45	11.35	.....	1.20	2.45	3.20	.....	4.30	↷	5.20	6.20	9.15	↷	10.20	12.20	.....	.....
New York	(EST)	Lv	.....	*6.05	.....	*7.05	11*55	.....	1.50	3.05	3.35	.....	*4.55	5.20	6.10	*7.10	9.45	10.05	11.15	12.35	.....	1.25
Newark	"	Lv	.....	–	.....	–	–	.....	–	–	–	.....		–	*6.35	–		–	–	–	.....	2.05
Philadelphia	"	Ar	.....	–	.....	–	–	.....	2.40	–	–	.....		–	–	8.00		–	–	–	.....	–
Philadelphia	"	Lv	.....	–	.....	–	–	.....	2.45	–	–	.....		–	–	8.10		–	–	–	.....	–
Baltimore	"	Lv	.....	–	.....	8.35	–	.....	3.34	–	–	.....		–	–	9.04		–	12.50	–	.....	–
Washington	"	Ar	.....	7.40	.....	8.59	1.30	.....	3.58	4.40	5.10	.....		6.55	8.04	9.28		11.40	1.14	2.10	.....	3.34
Washington	"	Lv	.....	7.55	*7.00	9.14	1.45	.....	*4.13	*4.55	*5.25	.....		*7.10	8.20	9.43		11.55	1.29	2.25	.....	3.50
Lynchburg	"	Lv	.....	–		10.35	–	.....	–		–	.....		–	–	–		–	–	–	.....	–
Roanoke	"	Lv	.....	–	Via	11.10	–	.....	–	Via	–	.....		–	–	–		–	–	–	.....	–
Bristol / Johnson City / Kingsport } Tri-City	(EST)	Lv	.....	–	Cin-cin-nati	12.28	–	.....	–	Cin-cin-nati	–	.....	Via	–	–	12.23	Via	–	–	–	.....	–
Knoxville	(CST)	Lv	.....	–		*12.27	–	.....	*6.36		–	.....	Chi-	–	–	–	Chi-	2.18	–	–	.....	–
Nashville	"	Ar	.....	11.00	11.34	1.39	4.50	.....	7.48	9.22	8.30	.....		10.15	–	1.13		3.30	–	5.30	.....	6.55
Nashville	"	Lv	.....	11*15	11*49	1.59	*5.05	.....	8.03	9.37	8.42	10.14	cago	10.30	–	1.28	cago	*3.45	–	*5.42	.....	7.10
Memphis	"	Ar	.....	12.46	1.20	3.30	6.36	.....	9.34	11.08	–	11.45		12.01	1.13	2.59		–	6.22	–	.....	–
Memphis	"	Lv	.....	12.58	1.32	3.42	*6.48	.....	9.46	11.20	–	.....		12.13	1.25	3.11		–	*6.34	–	.....	–
Little Rock	"	Lv	.....	–	–	4.57	–	.....	11.01	–	–	.....		–	–	–		–	7.49	–	.....	–
Texarkana	"	Lv	.....	–	–	*6.12	–	.....	–	–	–	.....		–	–	–		–	–	–	.....	–
Tulsa	"	Ar	.....	–	–	–	–	.....	–	–	12.28	.....	2.40	–	–	–		–	–	9.57	.....	–
Tulsa	"	Lv	.....	–	–	–	–	.....	–	–	12.38	.....	2.50	–	–	–		–	–	10.07	.....	–
Oklahoma City	"	Ar	.....	–	–	–	–	.....	–	–	1.31	.....	–	–	–	–	7.37	–	–	11.00	.....	–
Oklahoma City	"	Lv	.....	–	–	–	–	.....	–	–	1.46	.....	–	–	–	–	*7.47	–	–	11*15	.....	–
Ft. Worth	"	Lv	.....	–	–	–	–	.....	–	–	–	.....	–	–	–	–	–	–	–	–	11.55	–
Dallas	"	Ar	.....	3.57	4.31	7.34	9.47	.....	1.18	2.19	–	.....	–	–	4.24	6.10	–	–	10.06	–	12.15	11.27
Dallas	"	Lv	.....	*4.12	4.43	7.46	10.02	11.32	1.30	2.31	–	.....	–	–	*4.39	*6.25	–	–	10.18	–	12*27	11.39
Ft. Worth	"	Ar	.....	–	5.03	8.06	–	11.52	1.50	2.51	–	.....	–	3.22	–	–	–	8.12	10.38	–	–	11.59
Ft. Worth	"	Lv	.....	–	*5.18	8.25	–	12.07	2.07	3.06	–	.....	–	3.37	–	–	–	8.27	10*53	–	–	12.19
Abilene	"	Lv	.....	–	–	9.42	–	–	–	–	–	.....	–	–	–	–	–	–	–	–	–	–
Big Spring	(CST)	Lv	.....	–	–	10.44	–	–	–	–	–	.....	–	–	–	8.36	–	–	–	–	–	–
El Paso	(MST)	Ar	.....	7.02	7.58	11.47	1.16	3.11	5.11	6.12	5.28	.....	7.13	6.41	7.53	9.39	11.29	11.07	1.33	2.30	3.17	2.59
El Paso	"	Lv	*5.20	7.14	8.10	11.59	1.28	3.26	5.23	*6.24	*5.38	.....	*7.23	*6.53	8.05	9.51	11*39	11*19	1.45	2.42	3.29	3.11
Douglas	"	Lv	–	–	–	–	–	–	–	–	–	.....	–	–	–	–	–	–	3.17	–	–	–
Tucson	"	Lv	7.22	–	10.12	2.01	3.30	5.30	7.30	8.26	–	.....	9.25	–	–	11.53	–	–	4.06	*4.44	*5.31	–
Phoenix	(MST)	Lv	8.20	9.49	–	2.59	–	*6.26	*8.28	–	8.13	.....	–	9.28	10.40	12*51	2.14	1.54	*5.04	–	–	5.45
San Diego	(PST)	Ar	–	–	11.40	–	4.58	–	9.38	–	–	.....	10.53	–	–	2.01	–	–	–	6.12	–	–
Los Angeles	(PST)	Ar	9.43	11.12	12.45	4.22	6.03	7.51	10.43	10.26	9.36	.....	11.58	10.51	12.03	3.06	3.37	3.17	6.27	7.17	7.31	7.09
San Francisco	(PST)	Ar	U2.06	U2.05	T4.55	T7.50	U9.05	U1105	W2.35	W1255	T1215	.....	W2.35	W2.35	T3.15	U6.05	U7.05	U6.05	U9.05	W1005	W1005	W10.05
T—TWA; U—UAL; W—WAL			am	am	am	am	am	am	pm	pm	pm	pm	pm	pm	pm	pm	pm	pm	pm	pm	pm	pm

Column 801: Cargo Only

EVERY DAY IS DEPARTURE DAY

VIA **Flagship**

SUNDAYS from - - - - - NEW YORK
MONDAYS from - - - - - CHICAGO
TUESDAYS from - - NEW YORK and BOSTON
WEDNESDAYS from - NEW YORK and WASHINGTON

EXPLANATION OF REFERENCE MARKS ON PAGE 17

The Southern Route

Complete EASTBOUND TRANSCONTINENTAL Schedules

TABLE 1A — EASTBOUND — ALL FLIGHTS DAILY UNLESS OTHERWISE INDICATED

			108	276	The Sun Country Special 2	The Plainsman 6	312	110	104	102	The Mercury 4	12	10	84	204	112	202	278	90	82–66	The Southerner 8	Except Mon. 802
			am	am	am	am	am	am	am	am	pm	pm	pm	pm	pm	pm	pm	pm	pm	pm	pm	am
San Francisco	(PST)	Lv	U3.30	U3.30	U3.30	U7.00	.....	U8.00	W1100	T1130	U1.00	U2.00	W3.15	T5.00	U5.00	U6.00	U6.00	W9.15	W9.50	W9.50	W1045	U3.30
T—TWA; U—UAL; W—WAL																						
Los Angeles	(PST)	Lv	*6.15	*7.00	7.15	10*30	.....	11.10	1.45	2.45	*4.00	5.05	6.05	*7.25	7.45	8.50	9.05	12.01	12.35	12.55	1.50	7.40
San Diego	(PST)	Lv	–	–	*8.24	–	.....	12*17	–	3.52	–	*6.12	*7.12	–	–	–	10.12	1.08	–	–	–	–
Phoenix	(MST)	Lv	9.42	10.27	11.33	–	.....	3.26	–	*7.01	–	–	10.21	–	11.12	12.17	–	–	4.03	4.23	5.17	11.07
Tucson	"	Lv	–	–	*12.30	2.32	.....	4.23	*5.47	–	8.02	9.49	–	11.27	–	–	1.49	4.45	5.00	5.20	–	–
Douglas	"	Lv	–	–	–	–	.....	5.08	–	–	–	–	–	–	–	–	–	–	–	–	–	–
El Paso	"	Ar	11.55	12.40	2.09	4.11	.....	6.29	7.26	9.14	9.41	11.28	12.34	1.06	1.25	2.30	3.28	6.24	6.39	6.59	7.30	1.20
El Paso	(MST)	Lv	12*07	12*50	2.21	*4.23	.....	*6.41	7.38	9.26	9.53	11.40	12.46	1.18	1.36	2.42	*3.40	*6.34	.....	*7.11	*7.42	1.32
Big Spring	(CST)	Lv	–	–	5.17	–	.....	9.37	–	–	–	–	–	–	–	–	–	–	.....	–	–	–
Abilene	"	Lv	–	–	6.15	–	.....	–	–	–	–	–	–	–	–	–	–	–	.....	–	–	–
Ft. Worth	"	Ar	–	–	7.13	8.52	.....	11.10	11.40	1.28	1.55	–	5.16	–	–	6.44	–	–	.....	11.13	–	5.34
Ft. Worth	"	Lv	–	–	7.33	9.07	.....	.....	11.55	1.43	2.10	–	5.30	–	–	.....	–	–	.....	11.25	–	5.49
Dallas	"	Ar	4.19	–	7.53	9.27	.....	.....	12.15	2.03	–	3.52	5.50	5.30	–	.....	–	–	.....	11.45	11.54	6.09
Dallas	"	Lv	*4.34	–	♦8.05	9.39	.....	.....	12.27	2.15	–	4.07	*6.02	*5.45	–	.....	–	–	.....	11*57	12*09	6.24
Oklahoma City	"	Ar	–	6.00	–	–	.....	.....	–	–	–	–	–	–	6.46	.....	8.18	–	.....	–	–	–
Oklahoma City	"	Lv	–	*6.15	–	–	.....	.....	–	–	–	–	–	–	7.01	.....	8.33	–	.....	–	–	–
Tulsa	"	Ar	–		–	–	.....	.....	–	–	–	–	–	–	7.51	.....	9.23	12.17	.....	–	–	–
Tulsa	"	Lv	–		–	–	.....	.....	–	–	–	–	–	–	*8.01	.....	*9.33	12*32	.....	–	–	–
Texarkana	"	Lv	–		9.23	–	.....	.....	–	–	–	–	–	–	–	.....	–		.....	–	–	–
Little Rock	"	Lv	–		10.31	–	.....	.....	–	–	–	–	8.08	–	–	.....	–		.....	–	2.15	–
Memphis	"	Ar	7.06		11.29	12.11	.....	.....	–	4.47	–	6.39	9.06	8.17	–	.....	–		.....	2.29	3.13	8.56
Memphis	"	Lv	7.18	Via	11.41	12.23	12.40	.....	–	4.59	–	*6.51	9.18	8.29	–	.....	–	Via	.....	2.41	3.25	9.08
Nashville	"	Ar	8.38		1.01	–	2.00	.....	4.04	6.19	5.57	8.11	10.38	9.49	11.17	.....	1.16		.....	4.01	4.45	10.28
Nashville	"	Lv	8.53	Chi-	1.16	–	.....	.....	*4.19	*6.34	*6.12	8.26	10.53	.....	11*29	.....	1.28	Chi-	.....	*4.16	*5.00	10.40
Knoxville	(CST)	Lv	10.07		–	–	.....	.....	–	–	–	9.40	12*07	.....	–	.....	–		.....		–	–
Kingsport / Johnson City / Bristol } Tri-City	(EST)	Lv	–	cago	–	–	.....	.....	–	–	–	–	2.02	.....	–	.....	–	cago	.....	Via Cin-cin-	–	–
Roanoke	"	Lv	–		–	–	.....	.....	–	–	–	–	3.09	.....	–	.....	–		.....	nati	–	–
Lynchburg	"	Lv	–		–	–	.....	.....	–	–	–	–	3.37	.....	–	.....	–		.....	–	–	–
Washington	"	Ar	1.42		5.38	6.18	.....	.....	8.41	10.56	10.34	1.15	4.42	.....	3.51	.....	5.50		.....	10.37	9.22	3.02
Washington	"	Lv	1.54		*5.53	6.33	.....	.....	8.56	11.08	10.49	1.27	4.57	.....	4.03	.....	*6.02		.....	10.49	9.35	3.14
Baltimore	"	Lv	–		–	*7.04	.....	.....	–	11*39	–	*1.58	*5.28	.....	–	.....	–		.....	11.20	–	–
Philadelphia	"	Ar	–		6.48	–	.....	.....	–	–	–	–	6.07	.....	–	.....	–		.....	–	–	–
Philadelphia	"	Lv	–		6.58	–	.....	.....	–	–	–	–	6.12	.....	–	.....	–		.....	–	–	–
Newark	"	Ar	–		–	–	.....	.....	–	–	–	–	–	.....	5.24	.....	–		.....	–	–	4.35
New York	(EST)	Ar	3.22	4.19	7.42	8.18	.....	.....	10.24	12.53	12.17	3.12	6.56	.....	5.52	.....	7.30	10.45	.....	12.34	11.03	5.08
New York	(EST)	Lv	*7.15	*7.15	9.00	9.00	.....	.....	11.00	3.00	12*55	4.00	8.00	.....	*7.00	.....	8.00	1.30	.....	1.30	1.30	.....
Newark	"	Lv	–	–	–	–	.....	.....	–	–	–	–	–	.....	–	.....	–	–	.....	–	–	.....
Bridgeport	"	Ar	δ8.29	δ8.29	–	–	.....	.....	–	–	–	–	–	.....	–	.....	–	–	.....	–	–	.....
Hartford	"	Ar	8.02	8.02	–	–	.....	.....	11.47	–	1.42	δ4.42	–	.....	–	.....	–	–	.....	–	–	.....
Springfield-Westfield	"	Ar	8.28	8.28	–	–	.....	.....	–	–	–	–	–	.....	–	.....	–	–	.....	–	–	.....
Providence	"	Ar	–	–	–	–	.....	.....	–	–	–	δ4.56	–	.....	7.47	.....	–	–	.....	–	–	.....
Boston	(EST)	Ar	9.20	9.20	10.15	10.15	.....	.....	12.36	4.15	2.31	5.15	9.15	.....	8.36	.....	9.15	2.45	.....	2.45	2.45	.....
			am	am	am	am	am	pm	pm	pm	pm	pm	pm	am	pm	am	pm	am	am	am	am	am

Column 802: Cargo Only

TO EUROPE



THURSDAYS from - - - - - NEW YORK
FRIDAYS from - NEW YORK, WASHINGTON and PHILADELPHIA
SATURDAYS from - - - - - NEW YORK

PASSENGER FARES ON PAGE 23

EVERY HOUR ON THE HOUR

BOSTON - NEW YORK

EVERY HOUR ON THE HOUR

TABLE 2
ALL FLIGHTS DAILY

		245	Early Bird 37	301	33	243	35	103	39	5	69	43	45	49	307	31
		am	am	am	am	am	am	am	am	am	pm	pm	pm	pm	pm	pm
Boston (EST)	Lv	✶5.25	7.00	✶8.00	9.00	9.50	10.00	10.15	11.00	✶12.00	1.00	1.40	2.00	2.45	3.00	4.00
Providence "	Ar	–	7.29	–	9.29	–	–	–	–	–	1.29	–	–	3.14	–	–
Providence "	Lv	–	✶7.34	–	9.34	–	–	–	–	–	✶1.34	–	–	3.19	–	–
Springf'ld-Westf'ld "	Ar	–	–	–	–	–	–	–	–	–	–	–	–	–	–	–
Springf'ld-Westf'ld "	Lv	–	–	–	–	–	–	–	–	–	–	–	–	–	–	–
Hartford "	Ar	–	8.08	–	–	10.39	–	–	–	–	–	2.29	–	–	–	–
Hartford "	Lv	–	8.13	–	–	10.44	–	–	–	–	–	2.34	–	–	–	–
Bridgeport "	Ar	–	–	–	–	–	–	–	–	–	–	3.01	–	–	–	–
Bridgeport "	Lv	–	–	–	–	–	–	–	–	–	–	3.06	–	–	–	–
Newark "	Ar	–	–	9.26	–	–	–	–	–	–	–	–	–	–	4.26	–
New York (EST)	Ar	6.45	8.58	.....	10.45	11.29	11.20	11.35	12.20	1.20	2.45	3.34	3.20	4.30	.....	5.20
		am	am	am	am	am	am	am	pm	pm	pm	pm	pm	pm	pm	pm

TABLE 2
ALL FLIGHTS DAILY

		137	133	149	135	231	41	139	233	141	143	145	131	147	241
		pm	pm	pm	pm	pm	pm	pm	pm	pm	pm	pm	pm	pm	am
Boston (EST)	Lv	.....	5.00	.....	✶6.00	✶7.00	✶7.05	8.00	8.10	8.30	9.00	10.00	10.15	11.00	12.01
Providence "	Ar	.....	–	.....	–	–	–	–	8.39	–	–	–	–	–	–
Providence "	Lv	.....	–	5.30	–	–	–	–	8.49	–	–	–	–	–	–
Springf'ld-Westf'ld "	Ar	.....	–	–	–	–	7.55	–	–	–	–	–	–	–	–
Springf'ld-Westf'ld "	Lv	.....	–	–	–	–	8.00	–	–	–	–	–	–	–	–
Hartford "	Ar	.....	–	–	–	–	8.22	–	–	9.19	–	–	11.04	–	–
Hartford "	Lv	5.05	–	–	–	–	8.30	–	–	9.27	–	–	11.09	–	–
Bridgeport "	Ar	–	–	–	–	–	–	–	–	–	–	–	–	–	–
Bridgeport "	Lv	–	–	–	–	–	–	–	–	–	–	–	–	–	–
Newark "	Ar	–	–	–	–	–	–	9.26	–	–	–	–	–	–	–
New York (EST)	Ar	5.50	6.20	6.41	7.20	8.20	9.15	.....	10.00	10.12	10.20	11.20	11.54	12.20	1.21
		pm	pm	pm	pm	pm	pm	pm	pm	pm	pm	pm	pm	am	am

EVERY HOUR ON THE HOUR

NEW YORK - BOSTON

EVERY HOUR ON THE HOUR

TABLE 2A
ALL FLIGHTS DAILY

		Early Bird 234	30	34	36	38	40	32	42	44	46	130	48	302	134	240
		am	am	am	am	am	am	am	am	am	pm	pm	pm	pm	pm	pm
New York (EST)	Lv	.....	✶7.15	✶8.00	✶8.10	9.00	9.15	10.00	11.00	✶12.00	✶12.45	✶12.55	✶1.00	.....	3.00	3.50
Newark "	Ar	✶7.00	–	–	–	–	–	–	–	–	–	–	–	2.00	–	–
Bridgeport "	Ar	–	–	9.29	–	–	–	–	–	–	–	–	–	–	–	–
Bridgeport "	Lv	–	–	9.34	–	–	–	–	–	–	–	–	–	–	–	–
Hartford "	Ar	–	8.02	–	–	–	–	–	11.47	–	–	1.42	–	–	–	–
Hartford "	Lv	–	8.07	–	–	–	–	–	11.52	–	–	1.47	–	–	–	–
Springf'ld-Westf'ld "	Ar	–	8.28	–	–	–	–	–	–	–	–	–	–	–	–	–
Springf'ld-Westf'ld "	Lv	–	8.33	–	–	–	–	–	–	–	–	–	–	–	–	–
Providence "	Ar	–	–	–	9.16	–	–	–	–	–	1.51	–	–	–	–	4.56
Providence "	Lv	–	–	–	9.21	–	–	–	–	–	1.56	–	–	–	–	–
Boston (EST)	Ar	8.24	9.20	9.39	9.48	10.15	10.30	11.15	12.36	1.15	2.23	2.31	2.15	3.24	4.15	.....
		am	am	am	am	am	am	am	pm	pm	pm	pm	pm	pm	pm	pm

TABLE 2A
ALL FLIGHTS DAILY

		242	136	132	306	140	142	230	146	308	148	236	232	238	144
		pm	pm	pm	pm	pm	pm	pm	pm	pm	pm	pm	pm	am	am
New York (EST)	Lv	3.55	4.00	5.00	.....	✶6.00	✶6.10	✶7.00	8.00	8.30	9.00	10.00	11.00	1.30	3.40
Newark "	Lv	–	–	–	5.30	–	–	–	–	–	–	–	–	–	–
Bridgeport "	Ar	–	–	–	–	–	–	–	–	–	–	–	–	–	–
Bridgeport "	Lv	–	–	–	–	–	–	–	–	–	–	–	–	–	–
Hartford "	Ar	4.42	–	5.47	–	–	–	7.47	–	–	–	–	11.47	–	–
Hartford "	Lv	.....	–	5.52	–	–	–	7.52	–	–	–	–	11.52	–	–
Springf'ld-Westf'ld "	Ar	.....	–	–	–	–	–	–	–	–	–	–	–	–	–
Springf'ld-Westf'ld "	Lv	.....	–	–	–	–	–	–	–	–	–	–	–	–	–
Providence "	Ar	.....	–	–	–	–	7.16	–	–	–	10.06	–	12.23	–	–
Providence "	Lv	.....	–	–	–	–	7.21	–	–	–	10.11	–	12.28	–	–
Boston (EST)	Ar	.....	5.15	6.36	6.54	7.15	7.48	8.36	9.15	9.45	10.38	11.15	12.55	2.45	4.55
		pm	pm	pm	pm	pm	pm	pm	pm	pm	pm	pm	am	am	am

EXPLANATION OF REFERENCE MARKS ON PAGE 17

BOSTON - WASHINGTON

TABLE 3
ALL FLIGHTS DAILY

		245-161	1	301	33	305	35	103	39-67	5	69
		am	am	am	am	am	am	am	am	am	pm
Boston (EST)	Lv	✶5.25	.....	✶8.00	9.00	.....	10.00	10.15	11.00	✶12.00	1.00
Providence "	Lv	–	.....	–	9.34	.....	–	–	–	–	✶1.34
Springfield-Westfield "	Lv	–	.....	–	–	.....	–	–	–	–	–
Hartford "	Lv	–	.....	–	–	.....	–	–	–	–	–
Bridgeport "	Lv	–	.....	–	–	.....	–	–	–	–	–
Newark "	Ar	–		9.26	–	.....	–	–	–	–	–
New York (EST)	Ar	6.45	↷	–	10.45	.....	11.20	11.35	12.20	1.20	2.45
New York (EST)	Lv	7.00	✶7.05	–	↘	✶11.40	↙	✶11.55	✶12.35	1.50	3.05
Newark "	Lv	–	–	9.40	.....	–	.....	–	–	–	–
Philadelphia "	Ar	✶7.50	–	–	.....	–	.....	–	–	2.40	–
Baltimore "	Ar	–	8.30	–	.....	–	.....	–	2.00	3.29	–
Washington (EST)	Ar	8.55	8.59	11.09	.....	1.15	.....	1.30	2.29	3.58	4.40
		am	am	am	am	pm	am	pm	pm	pm	pm

TABLE 3
ALL FLIGHTS DAILY

		45-203	49-7	307	31-9	133-11	135-EAL 97	41-3	141	143-105	147-201
		pm	pm	pm	pm	pm	pm	pm	pm	pm	pm
Boston (EST)	Lv	2.00	2.45	3.00	4.00	5.00	✶6.00	✶7.05	8.30	9.00	11.00
Providence "	Lv	–	3.19	–	–	♂5.30	–	–	♂8.49	–	–
Springfield-Westfield "	Lv	–	–	–	–	–	–	8.00	–	–	–
Hartford "	Lv	–	–	–	–	♂5.05	–	8.30	9.27	–	♂11.09
Bridgeport "	Lv	–	–	–	–	–	–	–	–	–	–
Newark "	Ar	–	–	4.26	–	–	–	–	–	–	–
New York (EST)	Ar	3.20	4.30	–	5.20	6.20	7.20	9.15	10.12	10.20	12.20
New York (EST)	Lv	3.35	5.20	–	6.10	✶7.10	8.00	10.05	↘	11.15	12.35
Newark "	Lv	–	–	4.40	✶6.35	–	–	–	.....	–	–
Philadelphia "	Ar	–	–	–	–	8.00	–	–	.....	–	–
Baltimore "	Ar	–	–	–	–	8.54	–	–	.....	12.40	–
Washington (EST)	Ar	5.10	6.55	6.09	8.04	9.28	9.29	11.40	.....	1.14	2.10
		pm	pm	pm	pm	pm	pm	pm	pm	am	am

WASHINGTON - BOSTON

TABLE 3A
ALL FLIGHTS DAILY

		2-36	6-38	EAL 12-32	104-42	304	4-130	102-134	302	160-240	12-136
		am	am	am	am	am	am	am	pm	pm	pm
Washington (EST)	Lv	✶5.53	6.33	11.40	8.56	9.00	10.49	11.08	✶12.20	✶1.12	1.27
Baltimore "	Lv	–	✶7.04	8.10	–	–	–	✶11.39	–	–	✶1.58
Philadelphia "	Lv	6.58	–	–	–	–	–	–	–	2.12	–
Newark "	Ar	–	–	–	–	–	–	–	1.41	–	–
New York (EST)	Ar	7.42	8.18	9.27	10.24	10.28	12.17	12.53	–	2.56	3.12
New York (EST)	Lv	✶8.10	9.00	10.00	11.00	↙	✶12.55	3.30	–	3.50	4.00
Newark "	Lv	–	–	–	–	.....	–	–	2.00	–	–
Bridgeport "	Ar	–	–	–	–	.....	–	–	–	–	–
Hartford "	Ar	–	–	–	11.47	.....	1.42	♂4.42	–	♂4.42	♂4.42
Springfield-Westfield "	Ar	–	–	–	–	.....	–	–	–	–	–
Providence "	Ar	9.16	–	–	–	.....	♂1.51	♂4.56	–	4.56	♂4.56
Boston (EST)	Ar	9.48	10.15	11.15	12.36	.....	2.31	4.15	3.24	.....	5.15
		am	am	am	pm	am	pm	pm	pm	pm	pm

TABLE 3A
ALL FLIGHTS DAILY

		306	204-230	10	202-146	308	8	66-238	EAL 22-144	108-30
		pm	pm	pm	pm	pm	pm	pm	pm	am
Washington (EST)	Lv	✶3.45	4.03	4.57	✶6.02	✶6.30	9.35	10.49	11.50	1.54
Baltimore "	Lv	–	–	✶5.28	–	–	–	11.20	–	–
Philadelphia "	Lv	–	–	6.12	–	–	–	–	–	–
Newark "	Ar	5.06	5.24	–	–	–	–	–	–	–
New York (EST)	Ar	–	5.52	6.56	7.30	7.58	11.03	12.34	1.19	3.22
New York (EST)	Lv	–	✶7.00	↘	8.00	8.30	↘	1.30	3.40	✶7.15
Newark "	Lv	✶5.30	–	.....	–	–	.....	–	–	–
Bridgeport "	Ar	–	–	.....	–	–	.....	–	–	–
Hartford "	Ar	–	7.47	.....	–	–	.....	–	–	8.02
Springfield-Westfield "	Ar	–	–	.....	–	–	.....	–	–	8.28
Providence "	Ar	–	–	.....	–	–	.....	–	–	–
Boston (EST)	Ar	6.54	8.36	.....	9.15	9.45	.....	2.45	4.55	9.20
		pm	pm	pm	pm	pm	pm	am	am	am

PASSENGER FARES ON PAGE 23

NEW YORK *and* WASHINGTON *to* NORTHOLK

TABLE 4
ALL FLIGHTS DAILY
UNLESS OTHERWISE INDICATED

		101	303	161	1	301	305	103	67	5	69
		am	am	am	am	am	am	am	pm	pm	pm
New York.....(EST)	Lv	6.05	.....	7.00	*7.05	.....	*11.40	*11.55	*12.35	1.50	3.05
Newark..... "	Lv	–	*7.10	–	–	9.40	–	–	–	–	–
Philadelphia..... "	Ar	–	–	7.50	–	–	–	–	–	2.40	–
Philadelphia..... "	Lv	–	–	*7.55	–	–	–	–	–	2.45	–
Baltimore..... "	Ar	–	–	–	8.30	–	–	–	2.00	3.29	–
Baltimore..... "	Lv	–	–	–	8.35	–	–	–	2.05	3.34	–
Washington.....(EST)	Ar	7.40	8.39	8.55	8.59	11.09	1.15	1.30	2.29	3.58	4.40
Norfolk (Via PCA).....(EST)	Ar	9.24	12.10	12.10	12.10	1.00	3.28	3.28	5.00	5.33	7.40
		am	pm	pm	pm	pm	pm	pm	pm	pm	pm

TABLE 4
ALL FLIGHTS DAILY
UNLESS OTHERWISE INDICATED

		203	307	7	9	11	3	105	201	*Ex. Mon.* 801
		pm	pm	pm	pm	pm	pm	pm	am	am
New York.....(EST)	Lv	3.35	.....	5.20	6.10	*7.10	10.05	11.15	12.35	*1.25*
Newark..... "	Lv	–	4.40	–	*6.35	–	–	–	–	*2.05*
Philadelphia..... "	Ar	–	–	–	–	8.00	–	–	–	–
Philadelphia..... "	Lv	–	–	–	–	8.10	–	–	–	Cargo
Baltimore..... "	Ar	–	–	–	–	8.54	–	12.40	–	Only
Baltimore..... "	Lv	–	–	–	–	9.04	–	12.50	–	–
Washington.....(EST)	Ar	5.10	6.09	6.55	8.04	9.28	11.40	1.14	2.10	*3.34*
Norfolk (Via PCA).....(EST)	Ar	7.40	7.40	8.54	12.50	12.50	.....	.....	.....	.....
		pm	pm	pm	am	am	pm	am	am	am

NORFOLK *and* WASHINGTON *to* NEW YORK

TABLE 4A
ALL FLIGHTS DAILY
UNLESS OTHERWISE INDICATED

		2	6	104	304	4	102	302	160	12	306
		am	am	am	am	am	am	am	am	am	pm
Norfolk (Via PCA).....(EST)	Lv	.....	.....	.....	.....	8.40	9.50	9.50	9.50	9.50	1.45
Washington.....(EST)	Lv	*5.53	6.33	8.56	9.00	10.49	11.08	*12.20	*1.12	1.27	3.45
Baltimore..... "	Ar	–	6.59	–	–	–	11.34	–	–	1.53	–
Baltimore..... "	Lv	–	*7.04	–	–	–	*11.39	–	–	* 1.58	–
Philadelphia..... "	Ar	6.48	–	–	–	–	–	–	2.07	–	–
Philadelphia..... "	Lv	6.58	–	–	–	–	–	–	2.12	–	–
Newark..... "	Ar	–	–	–	–	–	–	1.41	–	–	5.06
New York.....(EST)	Ar	7.42	8.18	10.24	10.28	12.17	12.53	.....	2.56	3.12	.....
		am	am	am	am	pm	pm	pm	pm	pm	pm

TABLE 4A
ALL FLIGHTS DAILY
UNLESS OTHERWISE INDICATED

		204	10	202	308	64	8	66	108	*Ex. Tue.* 802
		pm	pm	pm	pm	pm	pm	pm	pm	am
Norfolk (Via PCA).....(EST)	Lv	1.45	3.10	4.25	4.25	6.10	6.10	9.25	10.20	.....
Washington.....(EST)	Lv	4.03	4.57	*6.02	*6.30	8.46	9.35	10.49	1.54	*3.14*
Baltimore..... "	Ar	–	5.23	–	–	–	–	11.15	–	–
Baltimore..... "	Lv	–	*5.28	–	–	–	–	11.20	–	Cargo
Philadelphia..... "	Ar	–	6.07	–	–	–	–	–	–	Only
Philadelphia..... "	Lv	–	6.12	–	–	–	–	–	–	–
Newark..... "	Ar	5.24	–	–	–	10.07	–	–	–	*4.35*
New York.....(EST)	Ar	5.52	6.56	7.39	7.58	.....	11.03	12.34	3.22	*5.08*
		pm	pm	pm	pm	pm	pm	am	am	am

EXPLANATION OF REFERENCE MARKS ON PAGE 17

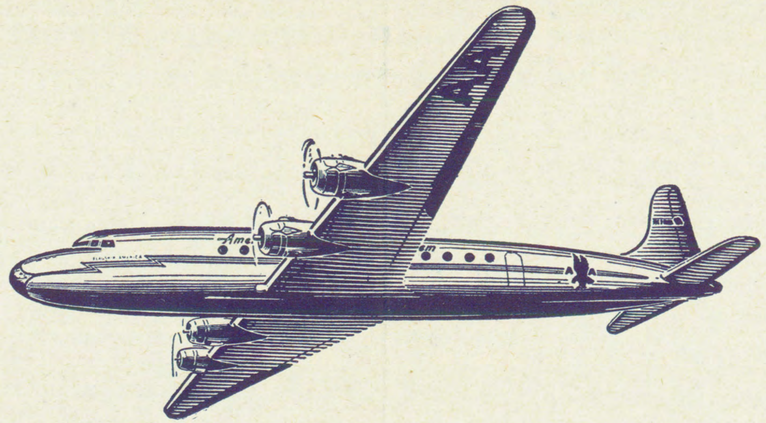

DC-4 Flagships Non-stop

Between NEW YC [illegible] and CHICAGO

NEW SPEED, new comfort, new convenience . . . that's what American Airlines System's huge DC-4 Flagships mean to you!

Starting January 30 these great Flagships inaugurate non-stop service between New York and Chicago. Flights leave New York at 8:00 a.m. and 5:00 p.m. daily and depart from Chicago at 12:00 noon and 9:00 p.m. each day. Four-engine type Flagships, in service on all of American's trans-atlantic flights, will be used increasingly on American's domestic routes.

For details of DC-4 domestic service see complete schedules on pages 8 and 9.

AMERICAN AIRLINES *System*

THE NATIONAL AND INTERNATIONAL ROUTE OF THE FLAGSHIPS

BOSTON *and* NEW YORK - BUFFALO - CLEVELAND - DETROIT - CHICAGO

FOR COMPLETE BOSTON-NEW YORK SCHEDULES, SEE TABLE 2

TABLE 5 — Westbound
ALL FLIGHTS DAILY
UNLESS OTHERWISE INDICATED

			The Niagara							The Chicagoan								The Arrow					The Night Owl		
			21	245		37		33		103			39	5	45	307	49	19	231	41		143	147	241	
			am	am	am	am	pm	am		am	pm	pm	am	am	pm	pm	pm	pm	pm	pm	pm	pm	pm	am	am
Boston	(EST)	Lv	.....	.....	5 *25	.....	.....	7.00	.....	9.00	.....	10.15	.....	.....	11.00	12 *00	2.00	3.00	2.45	.....	*7.00	*7.05	.....	9.00	11.00	12.01	.....
Providence	"	Lv	.....	.....	–	.....	*7.34	.....	9.34	.....	–	.....	.....	–	–	–	–	3.19	.....	–	.....	.....	◇8.49	–	–	.....	.....
Springf'd-Westf'd	"	Lv	.....	.....	–	.....	–	.....	–	.....	–	.....	.....	–	–	–	–	.....	.....	–	8.00	.....	–	–	–	.....	.....
Hartford	"	Lv	.....	.....	–	.....	8.13	.....	–	.....	◇10.44	.....	.....	–	–	◇2.34	–	.....	.....	–	8.30	.....	◇9.27	◇1109	–	.....	.....
Bridgeport	"	Lv	.....	.....	–	.....	–	.....	–	.....	–	.....	.....	–	–	◇3.06	–	.....	.....	–	–	.....	–	–	–	.....	.....
Newark	"	Ar	.....	.....	–	.....	–	.....	–	.....	–	.....	.....	–	–	–	4.26	–	.....	–	–	.....	–	–	–	.....	.....
New York	(EST)	Ar	.....	↶	6.45	↷	8.58	.....	10.45	.....	11.35	.....	.....	12.20	1.20	3.20	.....	4.30	↷	8.20	9.15	↷	10.20	12.20	1.21	.....	.....
			71	21	◉ 15	97	117	129	83		23	99	125	95	123	119	25	277	◉ 19	121	55	279	27	♥ 815	29	▲ 815	
New York	(EST)	Lv	.....	7.10	8 *00	*8.25	9.15	.....	11 *20	.....	12 *10	.....	.....	1.30	2.20	*4.10	4.50	*4.55	5 *00	8.40	9.30	9.45	10.40	12.35	1.40	.....	*1235
Newark	"	Lv	.....	*7.35	–	–	–	.....	–	.....	–	.....	.....	–	–	–	*5.15	–	–	–	–	–	–	1.05	–	.....	*1.05
Syracuse	"	Ar	.....	–	–	10.06	–	.....	1.01	.....	–	.....	.....	3.11	–	–	–	–	–	–	11.11	–	–	–	–	.....	–
Syracuse	"	Lv	.....	–	–	10.14	–	.....	1.09	.....	–	.....	.....	3.19	–	–	–	–	–	–	11.19	–	–	–	–	.....	–
Rochester	"	Ar	.....	–	–	10.51	–	.....	1.46	.....	–	.....	.....	3.56	–	–	–	–	–	–	11.56	–	–	–	–	.....	–
Rochester	"	Lv	.....	–	–	10.59	–	.....	1.54	.....	–	.....	.....	4.04	–	–	–	–	–	–	12.04	–	–	–	–	.....	–
Buffalo	"	Ar	.....	9.49		11.30	11.31	.....	2.25	.....	2.26	↷	.....	4.35	4.36	–	7.29	–	10.56	12.35	–	12.56	3.19	3.56	.....	*3.19
Buffalo	"	Lv	.....	9.59		11.51	11 *41	.....	2.46	⇉⇇	2.36	2.40	.....	4.56	4.46	–	7.39	–	11.06	↘	–	1.11	3.34	4.06	.....	*3.34
Toronto	"	Ar	.....	–		12.29	–	.....	–	.....	–	3.18	.....	5.34	–	–	–	–	–	.....	–	–	–	–	.....	–
Erie	"	Ar	.....	–		–	–	.....	3.34	.....	–	.....	.....	–	–	–	–	–	–	.....	–	–	–	–	.....	–
Erie	"	Lv	.....	–		–	–	.....	3.39	.....	–	.....	.....	–	–	–	–	–	–	.....	–	–	–	–	.....	–
Cleveland	"	Ar	.....	–		–	–	.....	4.25	.....	–	.....	.....	–	–	–	–	–	–	.....	–	–	–	–	.....	–
Windsor	"	Lv	.....	–		–	–	3.01	.....	.....	–	.....	.....	–	–	–	–	–	–	.....	–	–	–	–	.....	–
Detroit	"	Ar	.....	11.43		.....	1.25	3.13	.....	.....	4.20	.....	.....	–	6.30	7.50	9.23	8.35	–	12.50	.....	–	2.55	5.18	5.50	.....	*5.18
Detroit	"	Lv	7 *00	11 *55	–	.....	1.37	3.25	.....	.....	4.32	.....	4.45	.....	*6.42	8.02	9.35	8.47	–	1.02	.....	–	3.10	5.38	6.02	.....	*5.38
Battle Creek	(EST)	Ar	–	–	–	.....	–	–	.....	.....	–	.....	5 *41	–	–	–	–	–	–	–	–	–	–	–	–	.....	–
South Bend	(CST)	Ar	–	12.16	–	.....	–	–	.....	.....	–	.....	.....	–	–	8.23	–	–	–	–	–	–	–	–	–	.....	–
South Bend	"	Lv	–	12.21	–	.....	–	–	.....	.....	–	.....	.....	–	–	8.28	–	–	–	–	–	–	–	–	–	.....	–
Chicago	(CST)	Ar	7.54	1.02	11.00	.....	2.31	4.19	.....	.....	5.26	.....	5.54	.....	7.36	9.09	10.29	9.41	8.00	1.56	.....	1.55	4.04	6.32	6.56	.....	*6.32
			am	pm	am	pm	pm	pm	pm		pm	pm	pm	pm	pm	pm	pm	pm	pm	am	am	am	am	am	am	am	

Effective January 30th — Cargo Only

◉—Douglas DC-4 Flagship

BOSTON, NEW YORK, BUFFALO, DETROIT *and* CHICAGO *to* ST. LOUIS, KANSAS CITY, TULSA *and* OKLAHOMA CITY

TABLE 6
ALL FLIGHTS DAILY

				245-21	◉ 15	37-117	103-23		5-123	45-119	25	49-277	◉ 19	231-121	41-279	143-27	241-29	
			71															
			am	am	am	am	am		am	pm	pm	pm	pm	pm	pm	pm	am	
Boston	(EST)	Lv	.....	*5.25	.....	*7.00	10.15		*12.00	2.00	.....	2.45	.....	*7.00	7.05	9.00	12.01	.....
Hartford	"	Lv	.....	–		8.13	◇10.44		–	◇2.34		–		–	8.30	◇9.27	–	.....
New York	(EST)	Ar	.....	6.45	↷	8.58	11.35		1.20	3.20	↶	4.30	↷	8.20	9.15	10.20	1.21	.....
New York	(EST)	Lv	.....	*7.10	*8.00	9.15	*12.10		2.20	*4.10	*4.50	*4.55	*5.00	8.40	9.45	10.40	1.40	.....
Buffalo	"	Lv	.....	9.59	–	*11.41	2.36		4.46	–	7.39	–	–	11.06	–	1.11	4.06	.....
Detroit	(EST)	Lv	*7.00	*11.55	–	1.37	4.32		*6.42	8.02	9.35	8.47	–	1.02	–	3.10	6.02	.....
Chicago	(CST)	Ar	7.54	1.02	11.00	2.31	5.26		7.36	9.09	10.29	9.41	8.00	1.56	1.55	4.04	6.56	.....
				TWA 139	BNF 33	AA 73	TWA 41	AA 59	TWA 45	AA 277	AA 75		TWA 45	AA 279		TWA 39	AA 71	
Chicago	(CST)	Lv	8.15	3.10	12.30	3.10	6.30	*6.45	9.25	10.10	11.00	10.10	9.25	2.25		7.15	8.15	.....
St. Louis	"	Ar	*10.05	–	–	*5.27	–	8.35	–	12.00	12.50	12.00	–	4.15		–	*10.05	.....
Kansas City	"	Ar	–	5.50	3.15	–	9.10	–	12.05	–	–	–	12.05	–		9.55	–	.....
Tulsa	"	Ar	1.10	.....	.....	8.49	.....	11.15	.....	2.40	3.30	2.40	.....	–		.....	1.10	.....
Oklahoma City	(CST)	Ar	2.13	.....	.....	9.52	.....	12.18	.....	.....	4.33	.....	.....	7.37		.....	2.13	.....
			pm	pm	pm	pm	pm	am	am	am	am	am	am	am		am	pm	

EXPLANATION OF REFERENCE MARKS ON PAGE 17

CHICAGO - DETROIT - CLEVELAND - BUFFALO - NEW YORK *and* BOSTON

FOR COMPLETE NEW YORK-BOSTON SCHEDULES, SEE TABLE 2A

TABLE 5A—Eastbound
ALL FLIGHTS DAILY
UNLESS OTHERWISE INDICATED

			50	The Niagara 29	14	98	116	128	The Eagle ◉ 16	80	96	124	The Manhattan 22	The Executive 118	94	The New Yorker 24	278	114	◉ 274	26	122	Sun. & Hol. Only 814	278	The Night Owl 28	Ex. Sun. & Hol. 814
			am	am	am	pm	am	am	am	pm	pm	pm	pm	pm	pm	pm	pm	pm	pm	pm	pm	pm	pm	pm	am	pm
Chicago	(CST)	Lv	.....	*7.00	*7.45	.....	9.15	11 *40	12 *00	.....	.....	12 *45	1.15	3.00	.....	4.15	5 *00	*6.15	9.00	9.35	10.00	11.15	11.20	12.30	*11.15
South Bend	"	Ar	.....	–	–	.....	9.53	–	–	.....	.....	–	1.53	–	.....	–	–	–	–	–	10.38	–	–	–	–
South Bend	(CST)	Lv	.....	–	–	.....	9.58	–	–	.....	.....	–	*1.58	–	.....	–	–	–	–	–	10.43	–	–	–	–
Battle Creek	(EST)	Lv	.....	–	–	.....	–	–	–	.....	.....	2.56	–	–	.....	–	–	–	–	–	–	–	–	–	–
Detroit	"	Ar	.....	9.37	10.22	.....	12.09	↘ 2.17		.....	.....	3.58	4.09	5.37	.....	6.52	7.37	8.52		12.12	12.54	1.52	–	3.07	*.52
Detroit	"	Lv	.....	9.49	10.34	.....	12 *21	2.29		.....	.....	.....	4.21	5 *49	.....	*7.04	7.49	9.04		12.24	.....	2.04	–	3.19	*12.04
Windsor	"	Ar	.....	–	–	.....	–	2.42		.....	.....	.....	–	–	.....	–	–	–		.....	.....	–	–	–	–
Cleveland	"	Lv	.....	–	–	.....	–	.....		12 *45	.....	.....	–	–	.....	–	–	–		.....	.....	–	–	–	–
Erie	"	Ar	.....	–	–	.....	–	.....		1.28	.....	.....	–	–	.....	–	–	–		.....	.....	–	–	–	–
Erie	"	Lv	.....	–	–	.....	–	.....		1.33	.....	.....	–	–	.....	–	–	–		.....	.....	–	–	–	–
Toronto	"	Lv	.....	–	–	1.00	–	.....		–	3.50	.....	–	6.30	.....	–	–	–		.....	.....	–	–	–	–
Buffalo	"	Ar	.....	11.17	12.02	1.35	1.49	.....		2.14	4.25	.....	5.49	7.17	7.05	8.32	–	10.32		1.52	.....	3.32	–	4.47	*3.52
Buffalo	"	Lv	7.00	11 *27	12 *12	↘	1.59	.....		2.24	4.45	.....	*5.59	⊕7.30	⊕7.30	8.42	–	10.42		2.02	.....	3.42	–	4.59	*3.43
Rochester	"	Ar	7.28	–	–	.....	–	.....		2.52	5.13	.....	–	–	7.58	–	–	–		.....	.....	–	–	–	–
Rochester	"	Lv	*7.36	–	–	.....	–	.....		3.00	5.21	.....	–	–	8.06	–	–	–		.....	.....	–	–	–	–
Syracuse	"	Ar	8.09	–	–	.....	–	.....		3.33	5.54	.....	–	–	8.39	–	–	–		.....	.....	–	–	–	–
Syracuse	"	Lv	*8.19	–	–	.....	–	.....		3.43	*6.04	.....	–	–	8.49	–	–	–		.....	.....	–	–	–	–
Newark	"	Ar	–	1.09	–	.....	–	.....		–	–	.....	–	–	–	10.24	–	–		–	.....	5.24	–	–	*5.24
New York	(EST)	Ar	9.45	1.37	1.56	.....	3.43	.....		4.25	5.09	7.30	.....	7.43	9.11	10.15	10.52	10.45	12.26	1.25	3.46	.....	5.57	4.19	6.43	*5.57
				32	302	134		132		132	140		146	308	236	232		238		144			234		30	
New York	(EST)	Lv	10.00	.....	3.00	.....	5.00	.....		5.00	*6.00	↘	8.00	8.30	10.00	11.00	↘	1.30	↙	3.40	.....	.....	↘	*7.15	.....
Newark	"	Lv	–	2.00	–	.....	–	.....		–	–	.....	–	–	–	–	.....	–	.....	–	.....	*7.00	.....	–	.....
Bridgeport	"	Ar	–	–	–	.....	–	.....		–	–	.....	–	–	–	–	.....	–	.....	–	.....	–	.....	–	.....
Hartford	"	Ar	–	–	◇4.42	.....	5.47	.....		5.47	◇7.47	.....	–	–	–	11.47	.....	–	.....	–	.....	–	.....	8.02	.....
Springf'd-Westf'd	"	Ar	–	–	–	.....	–	.....		–	–	.....	–	–	–	–	.....	–	.....	–	.....	–	.....	8.28	.....
Providence	"	Ar	–	–	◇4.56	.....	–	.....		–	◇7.16	◇10.06	–	–	–	12.23	.....	–	.....	–	.....	–	.....	–	.....
Boston	(EST)	Ar	11.15	3.24	4.15	.....	6.36	.....		6.36	7.15	.....	9.15	9.45	11.15	12.55	.....	2.45	.....	4.55	.....	8.24	.....	9.20	.....
				am	pm	pm	pm	pm		pm	pm	pm	pm	pm	pm	am	pm	am	am	am	am	am	am	am	am

Effective January 30th — Cargo Only

◉—Douglas DC-4 Flagship

OKLAHOMA CITY, TULSA, KANSAS CITY, ST. LOUIS *and* CHICAGO *to* DETROIT, BUFFALO, NEW YORK *and* BOSTON

TABLE 6A
ALL FLIGHTS DAILY

			BNF 30	AA 58	TWA 46	TWA 318		TWA 98		BNF 16	AA 70	AA 278-238	AA 72		AA 276-30	AA 74		
			am	am	am	am	am	am	pm	am	am	pm	pm	pm	pm	pm		
Oklahoma City	(CST)	Lv	.....	2.02	.....	.....	.....	.....	.....	.....	9.20	.....	2.05	.....	*6.15	6.55	.....	.....
Tulsa	"	Lv	.....	3.02	.....	.....	.....	.....	.....	.....	10.20	*12.32	3.05	.....	–	7.55	.....	.....
Kansas City	"	Lv	3.05	–	5.20	8.10	.....	9.55	.....	11.50	–	–	–	.....	–	–	.....	.....
St. Louis	"	Lv	–	5.22	–	–	.....	–	.....	–	*1.22	2.52	*5.49	.....	9.12	10.15	.....	.....
Chicago	(CST)	Ar	5.30	7.03	7.30	10.30	↘	12.15	↘	2.15	3.27	4.33	7.30	↘	10.53	11.56	.....	.....
							◉							◉				
							16-132	124	22-308	118-236	24-238		114-238	274-144		28-30		
Chicago	(CST)	Lv	*7.00	*7.45	9.15	*11.40	*12.00	*12.45	*1.15	3.00	4.15	*5.00	*6.15	9.00	11.20	12.30	.....	.....
Detroit	(EST)	Ar	9.37	10.22	*12.09	2.17	–	2.51	4.09	*5.37	*6.52	7.37	8.52	–	–	3.07	.....	.....
Buffalo	"	Ar	*11.17	*12.02	1.49	.....	–	.....	*5.49	7.17	8.32	–	10.32	–	–	4.47	.....	.....
New York	(EST)	Ar	1.37	1.56	3.43	.....	4.25	.....	7.43	9.11	10.52	10.45	12.26	1.25	4.19	6.43	.....	.....
New York	(EST)	Lv		3.00		*5.00	.....	*5.00	.....	8.30	10.00		1.30		3.40		*7.15	.....
Hartford	"	Ar		–		5.47	.....	5.47	.....	–	◇11.47		–		–		8.02	.....
Boston	(EST)	Ar		4.15		6.36	.....	6.36	.....	9.45	11.15		2.45		4.55		9.20	.....
				pm		pm	pm	pm	pm	pm	pm		pm		am		am	

◉—Douglas DC-4 Flagship

PASSENGER FARES ON PAGE 23

CLEVELAND - AKRON - COLUMBUS - DAYTON - CINCINNATI - LOUISVILLE - NASHVILLE - MEMPHIS

TABLE 7

ALL FLIGHTS DAILY

85	83	81	Read Down		Read Up	80	84	82	312
pm	pm	am				pm	pm	pm	am
*6.30	5.30	7.30	Lv Cleveland	(EST)	Ar	12.13	3.15	9.45	
–	5.50	7.50	Ar Akron	"	Lv	–	2.55	9.25	
–	*5.58	*7.58	Lv Akron	"	Ar	–	2.50	9.17	
7.22	–	8.48	Ar Columbus	"	Lv	11.27	–	8.33	
7.30	–	8.56	Lv Columbus	"	Ar	11.19	–	8.25	
8.07	7.19	9.33	Ar Dayton	"	Lv	10.47	*1.41	7.53	
8.15	7.27	9.41	Lv Dayton	"	Ar	10.39	1.33	7.45	
8.47	7.59	10.13	Ar Cincinnati	"	Lv	10.11	1.05	7.17	
8.57	8.20	10.32	Lv Cincinnati	(EST)	Ar	9.51	12.55	7.07	
8.41	8.04	10.16	Ar Louisville	(CST)	Lv	8.12	11.16	*5.28	
8.49	8.12	10.24	Lv Louisville	"	Ar	8.04	11.08	5.20	
9.59	9.22	11.34	Ar Nashville	"	Lv	*7.00	10.04	4.16	
10.14	9.37	*11.49	Lv Nashville	"	Ar	◇6.19	9.49	4.01	2.00
11.45	11.08	1.20	Ar Memphis	(CST)	Lv	◇4.59	8.29	2.41	12.40
pm	pm	pm				am	am	pm	am

SYRACUSE, ROCHESTER, BUFFALO, CLEVELAND, CINCINNATI, MEMPHIS, LOS ANGELES

TABLE 8

ALL FLIGHTS DAILY

85-7	83	81	Read Down		Read Up	4-80	84	82
pm	pm	am				pm	pm	pm
.....	1.09	.....	Lv Syracuse	(EST)	Ar	3.33	.....	.....
.....	1.54	.....	Lv Rochester	"	Ar	2.52	.....	.....
.....	2.46	.....	Lv Buffalo	"	Ar	2.14	.....	.....
.....	3.39	.....	Lv Erie	"	Ar	1.28	.....	.....
↶	4.25	.....	Ar Cleveland	"	Lv	*12.45	.....	.....
*6.30	5.30	7.30	Lv Cleveland	"	Ar	12.13	3.15	9.45
–	*5.58	*7.58	Lv Akron	"	Lv	–	2.55	9.25
7.30	–	8.56	Lv Columbus	"	Lv	11.27	–	8.33
8.15	7.27	9.41	Lv Dayton	"	Lv	10.47	*1.41	7.53
8.47	7.59	10.13	Ar Cincinnati	"	Lv	10.11	1.05	7.17
8.57	8.20	10.32	Lv Cincinnati	(EST)	Ar	9.51	12.55	7.07
8.49	8.12	10.24	Lv Louisville	(CST)	Lv	8.12	11.16	*5.28
9.59	9.22	11.34	Ar Nashville	"	Lv	*7.00	10.04	4.16
10.14	9.37	*11.49	Lv Nashville	"	Ar	5.57	9.49	4.01
11.45	11.08	1.20	Ar Memphis	"	Lv	◇4.59	8.29	2.41
12.13	11.20	1.32	Lv Memphis	"	Ar	◇4.47	8.17	2.29
–	2.19	4.31	Ar Dallas	"	Lv	◇2.15	*5.45	*11.57
3.22	2.51	*5.03	Ar Ft. Worth	(CST)	Lv	2.10	–	11.25
*6.41	*6.12	7.58	Ar El Paso	(MST)	Lv	9.53	1.18	*7.11
◇9.15	8.16	10.02	Ar Tucson	"	Lv	8.02	11.27	5.20
9.18	◇9.18	–	Ar Phoenix	(MST)	Lv	◇7 *01	◇10.21	4.23
◇10.53	◇10.53	11.40	Ar San Diego	(PST)	Lv	◇3.52	◇7.12	◇1.08
10.51	10.26	12.45	Ar Los Angeles	(PST)	Lv	*4.00	*7.25	12.55
am	am	am				pm	pm	am

BUFFALO, CLEVELAND, COLUMBUS, CINCINNATI, KNOXVILLE, ATLANTA

TABLE 9

ALL FLIGHTS DAILY

85	83	81	Read Down		Read Up	80	82
pm	pm	am				pm	pm
.....	2.46	.....	Lv Buffalo	(EST)	Ar	2.14	.....
*6.30	5.30	7.30	Lv Cleveland	"	Ar	12.13	9.45
–	*5.58	*7.58	Lv Akron	"	Ar	◇2.50	9.17
7.30	–	8.56	Lv Columbus	"	Ar	11.19	8.25
8.15	7.27	9.41	Lv Dayton	"	Ar	10.39	7.45
8.47	7.59	10.13	Ar Cincinnati	(EST)	Lv	10.11	7.17
25		21	DELTA AIR LINES			20	22
9.40	↙	10.40	Lv Cincinnati	(EST)	Ar	9.40	4.50
–	.....	11.10	Ar Knoxville	(EST)	Lv	7.10	2.20
–	.....	11.19	Lv Knoxville	"	Ar	7.01	2.11
12.33	.....	1.20	Ar Atlanta	(EST)	Lv	7.00	2.10
am	pm	pm				am	pm

Please

MAKE YOUR FLAGSHIP RESERVATIONS

... Early

BOSTON, NEW YORK *and* WASHINGTON *to* DAYTON, LOUISVILLE *and* NASHVILLE

TABLE 10

ALL FLIGHTS DAILY

			69	245-161			65	Read Down		Read Up	160-136		66-238	
			pm	pm	am	am	am				pm	am	am	pm
.....	.....	.....	*1.00	5.25	.....	.....		Lv Boston	(EST)	Ar	5.15	.....	2.45	.....
.....	.....	.....	3.05	7.00	.....	.....		Lv New York	"	Ar	2.56	.....	12.34	.....
.....	.....	.....	◇2.45	*7.55	.....	.....		Lv Philadelphia	"	Ar	2.07	.....	–	.....
.....	.....	.....	◇3.34	◇8.35	.....	.....		Lv Baltimore	"	Ar	◇1.53	.....	11.15	.....
.....	.....	.....	*4.55	9.10	.....		*7.00	Lv Washington	"	Ar	*1.00	.....	10.37	.....
.....	.....	.....	–	10.35	.....		–	Lv Elkins	"	Ar	11.52	.....	–	.....
.....	.....	.....	8.08	12.28	↙		10.01	Ar Cincinnati	(EST)	Lv	10.23	↙	8.10	↙
			85	83	84	81	80				80	81	82	83
.....	.....	.....	8.57	8.20	1.05	10.32	10.11	Lv Cincinnati	(EST)	Ar	9.51	10.13	7.07	7.59
.....	.....	.....	–	–	1.33	–	10.39	Ar Dayton	"	Lv	–	9.41	–	7.27
.....	.....	.....	8.41	8.04	.....	10.16	.....	Ar Louisville	(CST)	Lv	8.12	.....	*5.28	.....
.....	.....	.....	9.59	9.22	.....	11.34	.....	Ar Nashville	(CST)	Lv	*7.00	.....	4.16	.....
			pm	pm	pm	am	am				am	am	pm	pm

EXPLANATION OF REFERENCE MARKS ON PAGE 17

WASHINGTON - CINCINNATI - INDIANAPOLIS - CHICAGO

TABLE 11

ALL FLIGHTS DAILY

The President 69	The Postmaster 67	The West Virginian 161	The Senator 65	Read Down		Read Up	The West Virginian 160	The Postmaster 64	The President 66	The American 68
pm	pm	am	am				pm	pm	pm	am
*4.55	2.44	9 10	*7.00	Lv Washington	(EST)	Ar	1.00	8.34	10.37	5.54
–	–	10 25	–	Ar Elkins	"	Lv	12.02	–	–	–
–	–	10.35	–	Lv Elkins	"	Ar	11.52	–	–	–
8.08	5.45	12.28	10.01	Ar Cincinnati	"	Lv	10.23	*6.07	8.10	3.27
8.30	5.55	12.38	10.12	Lv Cincinnati	(EST)	Ar	10.12	5.57	8.00	3.17
–	5.49	12.32	10.06	Ar Indianapolis	(CST)	Lv	8.24	4.09	–	1.29
–	*5.57	*12.40	10.14	Lv Indianapolis	"	Ar	8.16	4.01	–	1.21
9.24	7.08	1.51	11.25	Ar Chicago	(CST)	Lv	*7.05	2.50	*5.15	12.10
pm	pm	pm	am				am	pm	pm	am

BOSTON *and* NEW YORK *to* CINCINNATI, INDIANAPOLIS *and* CHICAGO

For complete Boston — New York and Washington schedules, see Tables 3 and 4

TABLE 12

ALL FLIGHTS DAILY

The President 69	The Postmaster 39	The West Virginian 245	The Senator 65	Read Down		Read Up	The West Virginian 136	The Postmaster 64	The President 238	The American 38
pm	am	am	am				pm	pm	am	am
1.00	11.00	*5.25	.....	Lv Boston	(EST)	Ar	5.15	.....	2.45	10.15
*1.34	–	–	.....	Lv Providence	"	Ar	◇4.56	.....	–	–
–	–	–	.....	Lv Sprgf'd-Westf'd	"	Ar	–	.....	–	–
–	◇10.44	–	.....	Lv Hartford	"	Ar	◇4.42	.....	–	–
–	–	–	.....	Lv Bridgeport	"	Ar	–	.....	–	–
2.45	12.20	6.45	.....	Ar New York	(EST)	Lv	4.00	.....	1.30	9.00
	67	161					160		66	68-6
3.05	12 *35	7.00	.....	Lv New York	(EST)	Ar	2.56	.....	12.34	8.18
–	–	–	.....	Lv Newark	"	Ar	–	10.07	–	–
–	–	*7.55	.....	Lv Philadelphia	"	Lv	2.12	–	–	–
–	2.05	◇8.35	.....	Lv Baltimore	"	Lv	–	–	11.20	*7.04
4.40	2.29	8.55	.....	Ar Washington	"	Lv	*1.12	8.46	10.49	6.33
*4.55	2.44	9.10	*7.00	Lv Washington	"	Ar	1.00	8.34	10.37	5.54
–	–	10.35	–	Lv Elkins	"	Lv	12.02	–	–	–
8.08	5.45	12.28	10.01	Ar Cincinnati	"	Lv	10.23	*6.07	8.10	3.27
8.30	5.55	12.38	10.12	Lv Cincinnati	(EST)	Ar	10.12	5.57	8.00	3.17
–	*5.57	*12.32	10.14	Ar Indianapolis	(CST)	Lv	8.24	4.09	–	1.29
9.24	7.08	1.51	11.25	Ar Chicago	(CST)	Lv	*7.05	2.50	*5.15	12.10
pm	pm	pm	am				am	pm	pm	am

WASHINGTON - CINCINNATI *and* INDIANAPOLIS *to the* PACIFIC NORTHWEST

TABLE 14

ALL FLIGHTS DAILY

69	67	161	65	Read Down		Read Up	160	64	66	68
pm	pm	am	am				pm	pm	pm	am
*4.55	2.44	9.10	*7.00	Lv Washington	(EST)	Ar	1.00	8.34	10.37	5.54
–	–	10.35	–	Lv Elkins	"	Ar	11.52	–	–	–
8.30	5.55	12.38	10 12	Lv Cincinnati	"	Ar	10.12	*5 57	8.00	3.17
–	*5.57	12 *40	10.14	Lv Indianapolis	(CST)	Ar	8.16	4.01	–	1.21
9.24	7.08	1.51	11.25	Ar Chicago	(CST)	Lv	*7 05	2 50	*5 15	12.10
25	85	73	71	NORTHWEST AIRLINES			24	20	80	52
11.00	9.30	5 00	12.55	Lv Chicago	(CST)	Ar	2.05	1.20	4.15	9.30
–	10.10	–	–	Ar Milwaukee	"	Lv	–	–	–	–
1.30	12.45	7.30	3.25	Ar Minneapolis-St. Paul		Lv	11.50	11.05	2.00	7.15
11.30	◇11.05	.....	◇1.35	Ar Seattle	(PST)	Lv	10.45	◇11.00	.....	.....
3	7	45	1	UNITED AIR LINES			40	32	26	12
10.00	8.00	5.30	2.00	Lv Chicago	(CST)	Ar	6.35	11.42	2.41	10.48
◇1.16	11.20	8.31	5.20	Ar Omaha	"	Lv	4.10	◇8.46	12.16	8.23
–	–	◇12.05	8.18	Ar Denver	(MST)	Lv	11.54	◇4.30	–	4.07
◇6.55	–	–	11.46	Ar Salt Lake City	"	Lv	◇5.54	◇1.28	–	1.02
10.15	–	5.44	3.36	Ar San Francisco	(PST)	Lv	3.30	9.30	◇12.01	7.30
.....	9.03	◇7.38	.....	Ar Portland	"	Lv	◇12.00	.....	12.15	.....
.....	10.16	◇8.51	.....	Ar Seattle	(PST)	Lv	◇10.45	.....	11.00	.....
am	am	am	am				am	pm	pm	am

CHICAGO *and* INDIANAPOLIS *to* KNOXVILLE *and* ATLANTA

TABLE 13

ALL FLIGHTS DAILY

66	64	160	Read Down		Read Up	65	67
pm	pm	am				am	pm
*5.15	2.50	*7.05	Lv Chicago	(CST)	Ar	11.25	7.08
–	4.09	8.24	Lv Indianapolis	"	Ar	10.06	*5.49
8.00	5.57	10.12	Ar Cincinnati	(EST)	Lv	10.12	5.55
61		21	DELTA AIR LINES			20	22
11.22	.....	10.40	Lv Cincinnati	(EST)	Ar	9.41	4.51
–	.....	11.10	Ar Knoxville	(CST)	Lv	7.11	2.21
–	.....	11.20	Lv Knoxville	"	Ar	7.01	2.11
1.46	.....	1.21	Ar Atlanta	(EST)	Lv	7.00	2.10
am	pm	pm				am	pm

CHICAGO *and* INDIANAPOLIS *to* DAYTON *and* LOUISVILLE

TABLE 15

ALL FLIGHTS DAILY

66	64	160	Read Down		Read Up	65		69
pm	pm	am				am	pm	pm
.....	*5.15	2.50	*7.05	Lv Chicago	(CST)	Ar	11.25	.....	9.24	.....
.....	–	4.09	8.24	Lv Indianapolis	"	Ar	10.06	.....	–	.....
↶	8.00	5.57	10.12	Ar Cincinnati	(EST)	Lv	10.12	↷	8.30	.....
85	83	82	81				80	82	83	
8.57	8.20	7.17	10.32	Lv Cincinnati	(EST)	Ar	9.51	7.07	7.59	.....
–	–	7.45	–	Ar Dayton	"	Lv	–	–	7.27	.....
8.41	8.04	.....	10.16	Ar Louisville	(CST)	Lv	8.12	*5.28	.....	.....
pm	pm	pm	am				am	pm	pm	

PASSENGER FARES ON PAGE 23

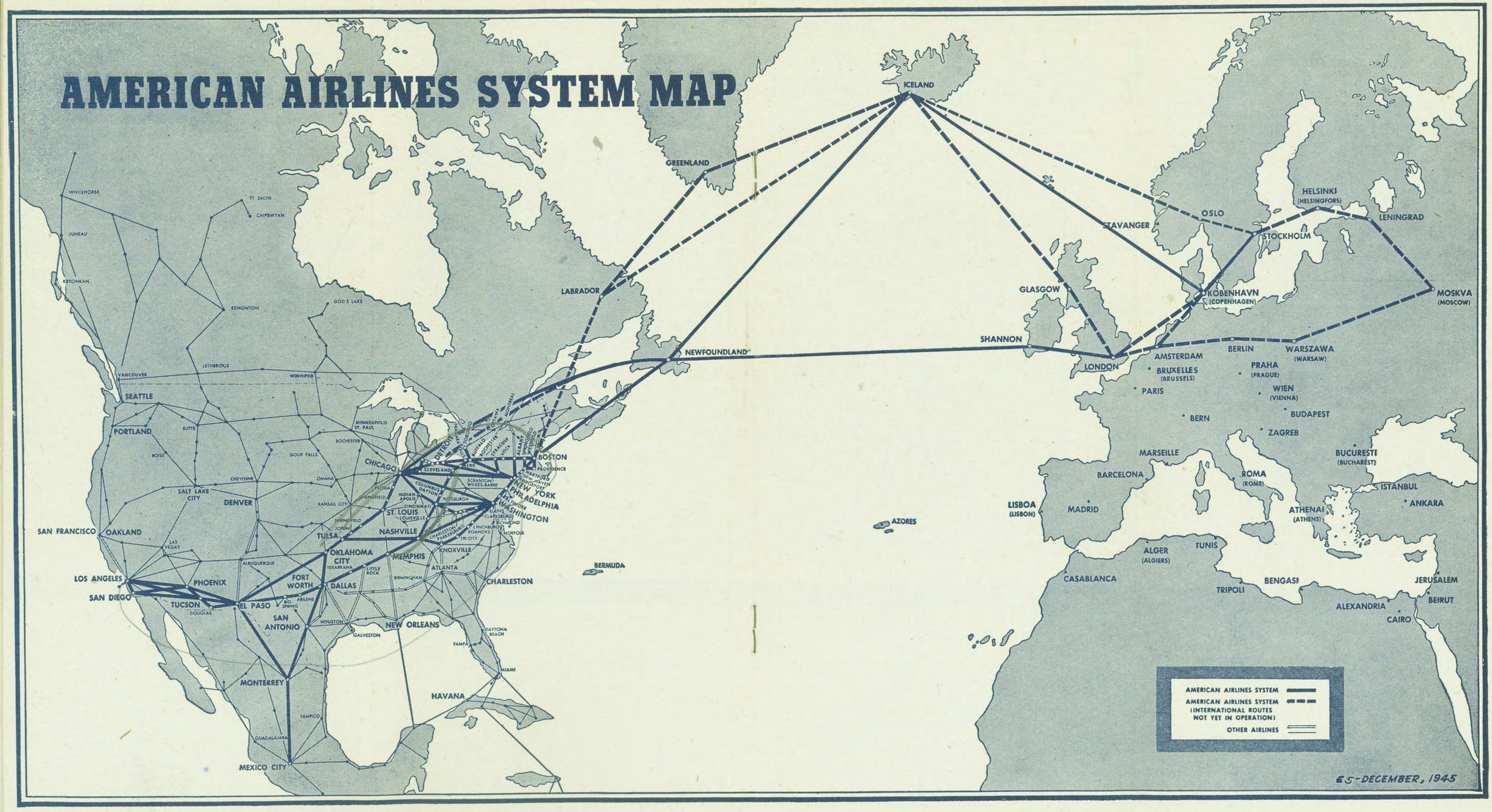
AMERICAN AIRLINES SYSTEM MAP
ICELAND
GREENLAND
LABRADOR
NEWFOUNDLAND
BOSTON
NEW YORK
PHILADELPHIA
WASHINGTON
CHICAGO
DETROIT
CLEVELAND
ST. LOUIS
NASHVILLE
TULSA
OKLAHOMA CITY
MEMPHIS
KNOXVILLE
ATLANTA
CHARLESTON
DALLAS
FORT WORTH
EL PASO
SAN ANTONIO
NEW ORLEANS
HAVANA
MONTERREY
MEXICO CITY
SAN FRANCISCO
OAKLAND
LOS ANGELES
SAN DIEGO
PHOENIX
TUCSON
DENVER
SALT LAKE CITY
SEATTLE
PORTLAND
VANCOUVER
EDMONTON
WHITEHORSE
JUNEAU
KETCHIKAN
FT. SMITH
CHIPEWYAN
GOD'S LAKE
LETHBRIDGE
WINNIPEG
BUTTE
BOISE
CHEYENNE
OMAHA
KANSAS CITY
SIOUX FALLS
ROCHESTER
MINNEAPOLIS ST. PAUL
PEORIA
SPRINGFIELD
INDIANAPOLIS
CINCINNATI
LOUISVILLE
COLUMBUS
DAYTON
PITTSBURGH
SCRANTON-WILKES-BARRE
ALBANY
SPRINGFIELD
WESTFIELD
HARTFORD
NEW HAVEN
BRIDGEPORT
PROVIDENCE
ELKINS
CLARKSBURG
RICHMOND
NORFOLK
LYNCHBURG
ROANOKE
TRI CITY
CHARLESTON PARKERSBURG
LITTLE ROCK
BIRMINGHAM
ALBUQUERQUE
LAS VEGAS
TEXARKANA
ABILENE
BIG SPRING
HOUSTON
GALVESTON
DAYTONA BEACH
TAMPA
MIAMI
TAMPICO
GUADALAJARA
BERMUDA
AZORES
GLASGOW
SHANNON
LONDON
STAVANGER
OSLO
KOBENHAVN (COPENHAGEN)
STOCKHOLM
HELSINKI (HELSINGFORS)
LENINGRAD
MOSKVA (MOSCOW)
AMSTERDAM
BRUXELLES (BRUSSELS)
PARIS
BERLIN
PRAHA (PRAGUE)
WARSZAWA (WARSAW)
WIEN (VIENNA)
BUDAPEST
ZAGREB
BERN
MARSEILLE
BARCELONA
ROMA (ROME)
BUCURESTI (BUCHAREST)
ISTANBUL
ANKARA
LISBOA (LISBON)
MADRID
ATHENAI (ATHENS)
ALGER (ALGIERS)
TUNIS
CASABLANCA
TRIPOLI
BENGASI
JERUSALEM
BEIRUT
ALEXANDRIA
CAIRO
AMERICAN AIRLINES SYSTEM
AMERICAN AIRLINES SYSTEM (INTERNATIONAL ROUTES NOT YET IN OPERATION)
OTHER AIRLINES
E5-DECEMBER, 1945

CHICAGO - ST. LOUIS - TULSA - OKLAHOMA CITY - DALLAS - FT. WORTH

TABLE 16
ALL FLIGHTS DAILY

279	75	277	203	59	The Long-horn 73	The Lone Star 71	201	Read Down		Read Up	204	202	The Lone Star 70	278	The Long-horn 72	276	74	58
am	pm	pm	am	pm	pm	am	am				am	am	pm	pm	pm	pm	pm	am
2.25	11.00	10.10	.....	*6.45	3.10	8.15	.....	Lv Chicago	(CST)	Ar	.....	.....	3.27	4.33	7.30	10.53	11.56	7.03
–	–	–	.....	–	4.23	–	.....	Lv Peoria	"	Lv	.....	.....	2.27	–	–	–	–	–
4.15	12.50	12.00	.....	8.35	5.27	10.05	.....	Ar St. Louis	"	Lv	.....	.....	1.22	2.52	*5.49	9.12	10.15	5.22
4.27	1.02	12.12	.....	8.47	*5.39	10.17	.....	Lv St. Louis	"	Ar	.....	.....	1.10	2.40	5.37	9.00	10.03	5.10
–	–	–	.....	–	7.16	–	.....	Lv Springfield	"	Lv	.....	.....	*11.53	–	–	–	–	–
–	–	–	.....	–	8.00	*12.21	.....	Lv Joplin	"	Lv	.....	.....	11.11	–	3.58	–	–	–
–	3.30	2.40	.....	11.15	8.49	1.10	.....	Ar Tulsa	"	Lv	.....	.....	10.20	*12.32	3.05	–	7.55	3.02
–	3.40	.....	12.38	11.25	8.59	1.20	10.07	Lv Tulsa	"	Ar	7.51	9.23	10.10	.....	2.55	–	7.45	2.52
7.37	4.33	.....	1.31	12.18	9.52	2.13	11.00	Ar Oklahoma City	"	Lv	7.01	8.33	9.20	.....	2.05	*6.15	6.55	2.02
.....	4.43	.....	.....	12.28	10.02	2.23	.....	Lv Oklahoma City	"	Ar	.....	.....	9.12	.....	1.57	.....	6.47	1.54
.....	6.01	.....	.....	1.46	11.20	3.41	.....	Ar Dallas	"	Lv	.....	.....	7.55	.....	*12.40	.....	*5.30	12.37
.....	6.13	.....	.....	1.58	11.32	3.53	.....	Lv Dallas	"	Ar	.....	.....	7.45	.....	12.30	.....	5.20	12.25
.....	6.33	.....	.....	2.18	11.52	4.13	.....	Ar Ft. Worth	(CST)	Lv	.....	.....	7.25	.....	12.10	.....	5.00	12.05
am	am	am	am	am	pm	pm	am				am	am	am	pm	pm	pm	pm	am

DETROIT *and* CHICAGO *to* ST. LOUIS, OKLAHOMA, TEXAS *and* LOS ANGELES

TABLE 17
ALL FLIGHTS DAILY

121-279	25-75-11	277	203	125-59-83	117-73	71-101	201	Read Down		Read Up	108-74-28	276-28	110-58-14	10-70-24	204	202-70-24	278	82-72-26
am	pm	pm	am	pm	pm	am	am				am	am	am	pm	am	pm	pm	am
1.02	9.35	8.47	.....	*5.46	1.37	*7.00	.....	Lv Detroit	(EST)	Ar	3.07	3.07	10.22	6.52	.....	6.52	7.42	12.12
1.56	10.29	9.41	.....	5.54	2.31	7.54	.....	Ar Chicago	(CST)	Lv	12.30	12.30	*7.45	4.15	.....	4.15	*5.05	9.35
2.25	11.00	10.10	.....	*6.45	3.10	8.15	.....	Lv Chicago	"	Ar	11.56	10.53	7.03	3.27	.....	3.27	4.33	7.30
–	–	–	.....	–	4.23	–	.....	Lv Peoria	"	Lv	–	–	–	2.27	.....	2.27	–	–
4.15	12.50	12.00	.....	8.35	5.27	10.05	.....	Ar St. Louis	"	Lv	10.15	9.12	5.22	1.22	.....	1.22	2.52	*5.49
4.27	1.02	12.12	.....	8.47	*5.39	10.17	.....	Lv St. Louis	"	Ar	10.03	9.00	5.10	1.10	.....	1.10	2.40	5.37
–	–	–	.....	–	7.16	–	.....	Lv Springfield	"	Lv	–	–	–	*11.53	.....	*11.53	–	–
–	–	–	.....	–	8.00	*12.21	.....	Lv Joplin	"	Lv	–	–	–	11.11	.....	11.11	–	3.58
–	3.30	2.40	.....	11.15	8.49	1.10	.....	Ar Tulsa	"	Lv	7.55	–	3.02	10.20	.....	10.20	*12.32	3.05
–	3.40	2.50	12.38	11.25	8.59	1.20	10.07	Lv Tulsa	"	Ar	7.45	–	2.52	10.10	7.51	9.23	12.17	2.55
7.37	4.33	|	1.31	12.18	9.52	2.13	11.00	Ar Oklahoma City	"	Lv	6.55	*6.15	2.02	9.20	7.01	8.33	▲	2.05
*7.47	4.43	▼	1.46	12.28	10.02	2.23	*11.15	Lv Oklahoma City	"	Ar	6.47	6.00	1.54	9.12	6.46	8.18	▲	1.57
▼	6.01	▼	▼	1.46	11.20	3.41	▼	Ar Dallas	"	Lv	*5.30	▲	12.37	7.55	▲	▲	▲	*12.40
▼	*6.25	▼	▼	2.31	11.32	*4.12	▼	Lv Dallas	"	Ar	4.19	▲	12.25	7.45	▲	▲	▲	12.30
▼	▼	▼	▼	2.51	11.52	–	▼	Ar Ft. Worth	"	Lv	–	▲	12.05	7.25	▲	▲	▲	12.10
▼	▼	▼	▼	3.06	12.07	–	▼	Lv Ft. Worth	(CST)	Ar	–	▲	11.10	5.16	▲	▲	▲	11.13
*11.29	9.39	*7.13	*5.28	*6.12	3.11	7.02	2.30	Ar El Paso	(MST)	Lv	*12.07	*12.50	*6.41	12.46	1.36	*3.40	*6.34	*7.11
–	11.43	9.15	◇8.16	8.16	5.18	◇10.02	*4.34	Ar Tucson	"	Lv	–	–	4.23	◇9.49	◇11.27	1.49	4.45	5.20
2.04	*12.41	◇10.30	8.03	◇9.18	6.18	9.39	–	Ar Phoenix	(MST)	Lv	9.42	10.27	3.26	10.21	11.12	◇12.17	–	4.23
–	2.01	10.53	–	◇10.53	◇8.58	◇11.40	6.12	Ar San Diego	(PST)	Lv	–	–	*12.17	*7.12	–	10.12	1.08	–
3.37	3.06	11.58	9.36	10.26	7.51	11.12	7.17	Ar Los Angeles	(PST)	Lv	*6.15	*7.00	11.10	6.05	7.45	9.05	12.01	12.55
pm	pm	am	am	am	am	pm	pm				am	am	am	pm	pm	pm	am	am

Check it now!

REACH NEW, BIGGER MARKETS

• In the United States this is but one of many benefits obtainable through everyday use of American Airlines Airfreight.

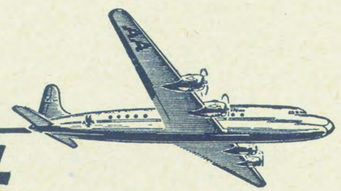

AMERICAN AIRLINES AIRfreight

BOSTON, NEW YORK, BUFFALO *and* DETROIT *to* MINNEAPOLIS *and* PACIFIC NORTHWEST

TABLE 18
ALL FLIGHTS DAILY

			71	245-21	◉ 245-15	37-117	129	103-23	5-123	45-119	49-25	49-277	◉ 49-19	231-121	41-279	143-27	241-29	
			am	am	am	am	pm	am	am	pm	pm	pm	pm	pm	pm	pm	am	
Boston	(EST)	Lv	.....	*5.25	*5.25	*7.00	.....	10.15	*12.00	2.00	2.45	2.45	2.45	*7.00	*7.05	9.00	12.01	.....
New York	"	Lv	.....	*7.10	*8.00	9.15	.....	*12.10	2.20	*4.10	*4.50	*4.55	*5.00	8.40	9.45	10.40	1.40	.....
Buffalo	"	Lv	.....	9.59	–	*11.41	.....	2.36	4.46	–	7.39	–	–	11.06	–	1.11	4.06	.....
Detroit	(EST)	Lv	*7.00	*11.55	–	1.37	3.25	4.32	*6.42	8.02	9.35	8.47	–	1.02	–	3.10	6.02	.....
Chicago	(CST)	Ar	7.54	1.02	11.00	2.31	4.19	5.26	7.36	9.09	10.29	9.41	8.00	1.56	1.55	4.04	6.56	.....
NORTHWEST AIRLINES, INC.			81	83	71	↓	73	23	85	↓	25	↓	85	27	↓	51	21	
Chicago	(CST)	Lv	9.45	2.00	12.55	→	5.00	7.30	9.30	→	11.00	←	9.30	2.30	←	6.30	8.00	.....
Milwaukee	"	Ar	–	2.40	–	.....	–	–	10.10	.....	–	.....	10.10	–	.....	7.10	–	.....
Minneapolis-St. Paul	(CST)	Ar	12.35	5.20	3.25	.....	7.30	10.00	12.45	.....	1.30	.....	12.45	5.00	.....	10.05	10.30	.....
Seattle	(PST)	Ar	.....	.....	◇1.35	.....	.....	8.10	◇11.05	.....	11.30	.....	◇11.05	◇4.05	.....	◇8.15	8.15	.....
UNITED AIRLINES, INC.			17	1			45	29	47	3		33	47	39	39	15	25	
Chicago	(CST)	Lv	9.15	2.00	.....	.....	5.30	6.05	9.00	10.00	.....	11.00	9.00	3.15	3.15	5.00	7.30	.....
Omaha	(CST)	Ar	12.16	5.20	.....	.....	8.31	–	12.01	◇1.16	.....	2.01	12.01	6.16	6.16	8.01	10.50	.....
Denver	(MST)	Ar	3.14	8.18	.....	.....	–	12.05	–	–	.....	–	–	9.14	9.14	–	1.51	.....
Salt Lake City	(MST)	Ar	6.42	11.46	.....	.....	–	–	–	◇6.55	.....	–	–	–	–	1.40	5.19	.....
San Francisco	(PST)	Ar	10.51	3.36	.....	.....	5.44	–	–	10.15	.....	11.12	–	4.36	4.36	5.49	9.09	.....
Portland	"	Ar	.....	.....	.....	.....	.....	7.38	9.05	.....	.....	.....	9.05	.....	.....	.....	.....	.....
Seattle	(PST)	Ar	.....	.....	.....	.....	.....	8.51	10.18	.....	.....	.....	10.18	.....	.....	.....	.....	.....
			pm	am	am	pm	am	am	am	am	am	am	am	pm	pm	pm	pm	

PACIFIC NORTHWEST *and* MINNEAPOLIS *to* DETROIT, BUFFALO, NEW YORK *and* BOSTON

TABLE 19
ALL FLIGHTS DAILY

			2	40	46	44	14	32		26			8			12	24	
UNITED AIRLINES, INC.			am	pm	pm	pm	pm	pm	pm	pm	pm	pm	am	pm	pm	am	am	
Seattle	(PST)	Lv	10.45	.....	5.00	.....	7.00	.....	.....	11.00	.....	.....	.....	.....	.....	.....	.....	.....
Portland	"	Lv	12.00	.....	6.15	.....	8.15	.....	.....	12.15	.....	.....	.....	.....	.....	.....	.....	.....
San Francisco	(PST)	Lv	–	3.30	–	8.30	–	9.30	.....	◇12.01	.....	.....	.....	.....	.....	7.30	8.30	.....
Salt Lake City	(MST)	Lv	5.54	–	–	–	–	–	.....	–	.....	.....	9.00	.....	.....	1.02	–	.....
Denver	(MST)	Lv	8.59	11.54	–	–	4.30	–	.....	–	.....	.....	12.16	.....	.....	4.07	5.12	.....
Omaha	(CST)	Lv	1.15	4.10	5.47	8.41	8.46	–	.....	12.16	.....	.....	4.32	.....	.....	8.23	–	.....
Chicago	(CST)	Ar	3.40	6.35	8.12	11.06	11.11	11.42	.....	2.41	.....	.....	7.40	.....	.....	10.48	11.51	.....
NORTHWEST AIRLINES, INC.				26		28			20		80		82		52			
Seattle	(PST)	Lv	.....	3.30	.....	.....	.....	.....	11.00	.....	.....	.....	.....	.....	.....	.....	.....	.....
Minneapolis-St. Paul	(CST)	Lv	.....	4.40	.....	7.25	.....	.....	11.05	.....	2.00	.....	6.00	.....	7.15	.....	.....	.....
Milwaukee	"	Lv	.....	–	.....	–	.....	.....	–	.....	–	.....	–	.....	–	.....	.....	.....
Chicago	(CST)	Ar	.....	6.55	.....	9.40	↓	.....	1.20	.....	4.15	.....	8.15	.....	9.30	↓	.....	.....
			20	14	116	128	◉ 16	22	118	24	278	114	◉ 274	26	122	276	28	
Chicago	(CST)	Lv	*7.00	*7.45	9.15	*11.40	*12.00	*1.15	3.00	4.15	*5.00	*6.15	9.00	9.35	10.00	11.20	12.30	.....
Detroit	(EST)	Ar	9.37	10.22	*12.09	2.17	–	4.09	*5.37	*6.52	7.37	8.52	–	12.12	12.54	–	3.07	.....
Buffalo	"	Ar	*11.17	*12.02	1.49	.....	–	*5.49	7.17	8.32	–	10.32	–	1.52	.....	–	4.47	.....
New York	"	Ar	1.37	1.56	3.43	.....	4.25	7.43	9.11	10.52	10.45	12.26	1.25	3.46	.....	4.19	6.43	.....
Boston	(EST)	Ar	4.15	4.15	6.36	.....	6.36	9.45	11.15	2.45	2.45	2.45	4.55	9.20	.....	9.20	9.20	.....
			pm	pm	pm	pm	pm	pm	pm	am	am	am	am	am	am	am	am	

PASSENGER FARES ON PAGE 23

SAN FRANCISCO *and* LOS ANGELES *to* NEW ORLEANS, ATLANTA *and* MIAMI

TABLE 20

ALL FLIGHTS DAILY

T—TWA; U—UAL; W—WAL

82	112	12	104	2	108	Read Down / Read Up	103	5	83	3	111	101	1
pm	pm	pm	am	pm	am		am	pm	pm	pm	pm	am	am
W9.50	U6.00	U2.00	W11.00	U3.30	U3.30	Lv San Francisco (PST) Ar	U9.05	W 2.35	W12.35	U6.05	W10.05	U2.05	T7.50
12.55	8.50	5.05	1.45	7.15	✶6.15	Lv Los Angeles (PST) Ar	6.03	10.43	10.26	3.17	7.31	11.12	4.22
–	–	✶6.12	–	✶8.24	–	Lv San Diego (PST) Ar	4.58	9.38	♁10.53	–	–	♁11.40	♁4.58
4.23	12.17	–	♁3.26	11.33	9.42	Lv Phoenix (MST) Ar	♁6.18	8.18	♁9.18	1.44	–	9.39	2.49
5.20	–	9.49	✶5.47	✶12.30	–	Lv Tucson " Ar	3.20	7.15	8.16	♁3.56	✶5.21	♁10.02	1.51
✶7.11	2.42	11.40	7.38	2.21	✶12.07	Lv El Paso (MST) Ar	1.16	✶5.11	✶6.12	✶11.07	3.17	7.02	11.47
11.13	6.44	♁1.55	11.40	7.13	–	Ar Ft. Worth (CST) Lv	–	2.07	3.06	8.27	✶12.27	♁5.03	8.25
11.45	.....	3.52	12.15	7.53	4.19	Ar Dallas (CST) Lv	10.02	1.30	2.31	.....	11.55	✶4.12	7.46
10	44	40	8	4	6	DELTA AIR LINES	9	11	47	5	1	41	15
1.00	1.30	6.30	12.30	9.00	.....	Lv Ft. Worth (CST) Ar	7.36	11.24	12.40	7.17	11.46	3.45	5.06
1.30	2.00	7.00	1.00	9.30	6.45	Lv Dallas " Ar	7.06	10.54	12.10	6.47	11.16	3.15	4.36
2.42	3.12	8.12	2.12	10.42	7.57	Ar Shreveport " Lv	5.54	–	–	5.35	10.04	2.03	3.24
–	4.10	9.10	–	–	–	Ar Alexandria " Lv	–	–	–	–	–	–	–
–	5.04	10.04	–	–	–	Ar Baton Rouge " Lv	–	–	–	–	–	–	–
3.36	–	–	–	–	8.51	Ar Monroe " Lv	–	9.07	–	–	9.10	–	2.30
4.30	–	–	3.45	12.15	9.45	Ar Jackson " Lv	4.21	8.06	–	4.02	8.16	–	1.36
–	5.48	10.48	–	–	–	Ar New Orleans " Lv	–	–	9.15	–	–	12.01	–
5.23	.....	.....	–	–	–	Ar Meridian " Lv	–	7.13	.....	–	7.23	.....	–
6.29	.....	.....	5.29	1.59	11.29	Ar Birmingham (CST) Lv	2.37	6.07	.....	–	6.17	.....	11.52
8.36	.....	.....	7.36	4.06	1.36	Ar Atlanta (EST) Lv	2.30	6.00	.....	2.30	6.10	.....	11.45
			67	53	23	EASTERN AIR LINES	58	10		8	56		
.....	.....	.....	11.59	4.55	3.25	Lv Atlanta (EST) Ar	1.18	4.00	.....	12.50	5.02	.....	.....
.....	.....	.....	–	6.40	–	Ar Tallahassee " Lv	11.50	–	.....	–	–	.....	.....
.....	.....	.....	–	8.19	–	Ar Tampa " Lv	10.10	–	.....	–	–	.....	.....
.....	.....	.....	1.46	–	5.26	Ar Jacksonville " Lv	♁11.05	1.55	.....	10.45	3.15	.....	.....
.....	.....	.....	2.53	–	6.38	Ar Orlando " Lv	–	12.45	.....	9.35	2.00	.....	.....
.....	.....	.....	4.26	9.47	8.40	Ar Miami (EST) Lv	8.30	10.45	.....	8.00	12.15	.....	.....
pm	pm	am	pm	am	am		am	am	pm	pm	am	pm	am

Space Now Available

TO *EUROPE* and RETURN

Space is now available to non-priority passengers on daily flights to Europe. Luxurious DC-4 Flagships leave New York for Europe six times weekly, Washington twice weekly and Boston, Philadelphia and Chicago once each week. Through these gateways, Flagship travelers can enjoy convenient one-System service to overseas destinations from any point on the North American routes of the Flagship. You can make one of your post-war plans come true by scheduling your trip to Europe by American Airlines Flagship

AMERICAN AIRLINES *System*

THE NATIONAL AND INTERNATIONAL ROUTE OF THE FLAGSHIPS

MINNEAPOLIS - ROCHESTER - DES MOINES - TULSA DALLAS - FT. WORTH - EL PASO - PHOENIX LOS ANGELES

TABLE 21

	45	Read Down / Read Up	46		
	pm	MID-CONTINENT AIRLINES	pm		
.....	2.00	Lv Minneapolis (CST) Ar	6.40	.....	.....
.....	2.39	Lv Rochester " Lv	6.06	.....	.....
.....	3.54	Ar Des Moines " Lv	4.46	.....	.....
.....	4.09	Lv Des Moines " Ar	4.31	.....	.....
.....	7.08	Ar Tulsa (CST) Lv	1.30	.....	.....
	73	AMERICAN AIRLINES, INC.	112–70		
.....	8.59	Lv Tulsa (CST) Ar	10.10	.....	.....
.....	10.02	Lv Oklahoma City " Ar	9.12	.....	.....
.....	11.20	Ar Dallas " Lv	✶7.55	.....	.....
.....	11.52	Ar Ft. Worth (CST) Lv	7.25	.....	.....
.....	3.11	Ar El Paso (MST) Lv	2.42	.....	.....
.....	5.18	Ar Tucson " Lv	♁11.27	.....	.....
.....	✶6.18	Ar Phoenix (MST) Lv	12.17	.....	.....
.....	♁9.38	Ar San Diego (PST) Lv	♁7.02	.....	.....
.....	10.43	Ar Los Angeles (PST) Lv	8.50	.....	.....
	am		pm		

MINNEAPOLIS - ROCHESTER - DES MOINES - ST. LOUIS TULSA - OKLAHOMA CITY - DALLAS - FT. WORTH

TABLE 22

47	45	Read Down / Read Up	50	40	44
pm	pm	MID-CONTINENT AIRLINES	pm	pm	pm
7.45	2.00	Lv Minneapolis (CST) Ar	12.29	6.40	10.55
8.24	2.39	Lv Rochester " Lv	11.55	6.06	10.21
9.39	3.54	Ar Des Moines " Lv	10.35	4.46	9.01
10.00	4.20	Lv Des Moines " Ar	10.20	4.05	8.40
11.50	6.10	Ar St. Louis (CST) Lv	8.30	2.15	6.50
75	59	AMERICAN AIRLINES, INC.	58	70	72
1.02	8.47	Lv St. Louis (CST) Ar	5.10	1.10	5.37
3.30	11.15	Ar Tulsa " Lv	3.02	10.20	3.05
4.33	12.18	Ar Oklahoma City " Lv	2.02	9.20	2.05
6.01	1.46	Ar Dallas " Lv	12.37	✶7.55	✶12.40
6.33	2.18	Ar Ft. Worth (CST) Lv	12.05	7.25	12.10
am	am		am	am	pm

EXPLANATION OF REFERENCE MARKS

AST—Atlantic Standard Time.
EST—Eastern Standard Time.
CST—Central Standard Time.
LZT—Local Zone Time.
MST—Mountain Standard Time.
NST—Newfoundland Standard Time.
PST—Pacific Standard Time.
GCT—Greenwich Civil Time.
AOA—American Overseas Airline.
BNF—Braniff Airways.
CHI—Chicago & Southern Airline.
DAL—Delta Air Lines.
EAL—Eastern Air Lines.
NWA—Northwest Airlines.
PCA—Pennsylvania Central Airlines.
TWA—Transcontinental and Western Air.
UAL—United Air Lines.
WAL—Western Air Lines.

♁—Via connecting flight.
♀—Via Limousine to downtown Dallas.
★—Meal served at no additional charge after departure from this station.
⊕—Meal served aloft after departure from this station for Toronto to Rochester. Syracuse and New York City passengers only.
ǂ—Meal service for through passengers only.
•—Meal served to boarding passengers only.
▲—Except Monday and days after holidays.
♥—Monday and days after holidays.
⊞—Via connecting carrier.
◉—Douglas DC-4 Flagship.
x—Departs New York 12.00 noon on Tues. only.
z—Arrives New York 11.50 a.m. on Thurs. only.

CLEVELAND - AKRON - COLUMBUS - DAYTON - CINCINNATI LOUISVILLE - NASHVILLE - ATLANTA - JACKSONVILLE - MIAMI

TABLE 23

85	81	Read Down / Read Up	80	82	
pm	am		pm	pm	
✶6.30	7.30	Lv Cleveland (EST) Ar	12.13	9.45	.....
♁5.58	✶7.58	Lv Akron " Ar	♁2.50	9.17	.....
7.30	8.56	Lv Columbus " Ar	11.19	8.25	.....
8.15	9.41	Lv Dayton " Ar	10.39	7.45	.....
8.57	10.32	Lv Cincinnati (EST) Ar	9.51	7.07	.....
8.49	10.24	Lv Louisville (CST) Ar	8.04	✶5.20	.....
9.59	11.34	Ar Nashville (CST) Lv	✶7.00	4.16	.....
57	59	EASTERN AIR LINES	56	58	
11.00	11.59	Lv Nashville (CST) Ar	5.42	2.02	.....
1.27	2.42	Ar Atlanta (EST) Lv	5.15	1.35	.....
3.08	♁5.05	Ar Tallahassee " Lv	♁2.15	11.50	.....
4.49	♁6.44	Ar Tampa " Lv	♁12.35	10.10	.....
♁5.26	4.42	Ar Jacksonville " Lv	3.15	–	.....
♁8.03	6.41	Ar West Palm Beach " Lv	12.50	–	.....
6.32	7.20	Ar Miami (EST) Lv	12.15	8.30	.....
am	pm		am	am	
61	21	DELTA AIR LINES, INC.	20	70	
pm	am		am	pm	
11.22	10.40	Lv Cincinnati (EST) Ar	9.41	5.45	.....
–	11.20	Lv Knoxville (CST) Ar	7.01	3.15	.....
1.46	1.21	Ar Atlanta (EST) Lv	7.00	–	.....
3.12	.....	Ar Augusta " Lv	.....	1.34	.....
4.07	.....	Ar Savannah " Lv	.....	12.39	.....
5.03	.....	Ar Jacksonville " Lv	.....	11.21	.....
7.24	.....	Ar Miami (EST) Lv	.....	9.00	.....
am	pm		am	am	

WASHINGTON - BALTIMORE - PHILADELPHIA NEW YORK - OTTAWA

TABLE 24

306	2	Read Down / Read Up	7	101	
pm	am		pm	am	
1.27	✶5.53	Lv Washington (EST) Ar	6.55	7.40	.....
✶1.58	–	Lv Baltimore " Ar	–	–	.....
–	6.58	Lv Philadelphia " Ar	–	–	.....
3.12	7.42	Ar New York (EST) Lv	5.20	6.05	.....
52	50	COLONIAL AIRLINES, INC.	51	53	
5.30	8.30	Lv New York (EST) Ar	3.20	12.35	.....
8.30	11.30	Ar Ottawa (EST) Lv	12.15	9.30	.....
pm	am		pm	pm	

BOSTON - HARTFORD - NEW YORK - WASHINGTON CHARLESTON - CHARLOTTE - ATLANTA

TABLE 25

39–67	103	Read Down / Read Up	2–36	10–146	
am	am		am	pm	
11.00	10.15	Lv Boston (EST) Ar	9.48	8.00	.....
–	–	Lv Hartford " Ar	–	–	.....
✶12.35	✶11.55	Lv New York " Ar	7.42	6.56	.....
2.29	1.30	Ar Washington (EST) Lv	5.53	4.57	.....
41	25	EASTERN AIR LINES	34	6	
3.45	2.30	Lv Washington (EST) Ar	5.13	4.03	.....
6.50	–	Ar Charleston " Lv	–	12.55	.....
.....	5.05	Ar Charlotte " Lv	2.20	.....	.....
.....	7.03	Ar Atlanta (EST) Lv	12.20	.....	.....
pm	pm		am	pm	

MEXICAN SERVICE

BOSTON, NEW YORK, WASHINGTON *and* NASHVILLE *to* MEXICO CITY

TABLE 26
ALL FLIGHTS DAILY

31–9	49–7	5	Read Down		Read Up	6–38	104–42
pm	pm	am				am	pm
4.00	2.45	12 *00	Lv	Boston..... (EST)	Ar	10.15	12.36
◇3.19	3.19	–	Lv	Providence... "	Ar	◇1.51	◇1.51
–	–	–	Lv	Sp'gf'd-Westf'd "	Ar	–	–
◇5.05	◇2.34	–	Lv	Hartford..... "	Ar	11◇47	11.47
◇3.06	◇3.06	–	Lv	Bridgeport.... "	Ar	–	–
5.20	4.30	1.20	Ar	New York.... (EST)	Lv	9.00	11.00
6 *10	5.20	1.50	Lv	New York.... (EST)	Ar	8.18	10.24
8.20	7 *10	*4.13	Lv	Washington... "	Ar	6 *18	8.41
10◇30	10.30	8.03	Lv	Nashville..... (CST)	Ar	◇2.00	4 *04
4.24	◇4.24	1.18	Ar	Dallas..... "	Lv	9.39	12.27
◇3.22	3.22	1.50	Ar	Fort Worth... (CST)	Lv	9.07	11.55
57	57	59				56	58
4.30	4.30	.....	Lv	Fort Worth... (CST)	Ar	.....	.....
5.00	5.00	.....	Lv	Dallas..... "	Ar	♀	.....
–	–	2.45	Lv	Fort Worth... "	Ar	8.01	11.29
6.48	6.48	–	Ar	San Antonio.. "	Lv	–	9.55
7 *20	7 *20	–	Lv	San Antonio.. "	Ar	–	8.56
9 *19	9 *19	*6.09	Ar	Monterrey.... "	Lv	5 *00	7 *00
12.28	12.28	9.18	Ar	Mexico City.. (CST)	Lv	2.00	4.00
pm	pm	am				pm	pm

♀—Via Limousine to Downtown Dallas

SYRACUSE, ROCHESTER, BUFFALO, TORONTO, CLEVELAND, CINCINNATI *and* LOUISVILLE *to* MEXICO CITY

TABLE 28
ALL FLIGHTS DAILY

85–7	83	Read Down			Read Up	4–80
pm	pm					pm
.....	1.09	Lv	Syracuse..... (EST)		Ar	3.33
.....	1.54	Lv	Rochester..... "		Ar	2.52
.....	2.46	Lv	Buffalo..... "		Ar	2.14
.....	◇1.00	Lv	Toronto..... "		Ar	◇3.18
*6.30	5.30	Lv	Cleveland..... "		Ar	12.13
–	*5.58	Lv	Akron..... "		Ar	◇2.50
7.30	–	Lv	Columbus..... "		Ar	11.19
8.15	7.27	Lv	Dayton..... "		Ar	10.39
8.57	8.20	Lv	Cincinnati.... (EST)		Ar	9.51
8.49	8.12	Lv	Louisville..... (CST)		Ar	8.04
9.59	9.22	Ar	Nashville..... "		Lv	*7.00
10.30	9.37	Lv	Nashville..... "		Ar	5.57
12.13	11.20	Lv	Memphis..... "		Ar	–
–	2.19	Ar	Dallas..... "		Lv	–
3.22	2.51	Ar	Fort Worth.... (CST)		Lv	2.10
57						58
.....	.....	Lv	Dallas..... (CST)		Ar	♀
4.30	.....	Lv	Fort Worth... "		Ar	11.29
*6.48	.....	Ar	San Antonio... "		Lv	9.55
*9.19	.....	Ar	Monterrey..... "		Lv	*7.00
12.28	.....	Ar	Mexico City... (CST)		Lv	4.00
pm	am					pm

DALLAS - FT. WORTH - SAN ANTONIO MONTERREY - MEXICO CITY

TABLE 29

57	59	Read Down			Read Up	56	58
am	am					pm	pm
4.30	.....	Lv	Fort Worth.... (CST)		Ar	.....	.....
4.50	.....	Ar	Dallas..... "		Lv	.....	.....
5.00	.....	Lv	Dallas..... "		Ar	.....	.....
–	.....	Ar	Fort Worth.... "		Lv	♀	.....
–	2.45	Lv	Fort Worth.... "		Ar	8.01	11.29
6.48	–	Ar	San Antonio.... "		Lv	–	9.55
*7.20	–	Lv	San Antonio.... "		Ar	–	8.56
9.19	6.09	Ar	Monterrey..... "		Lv	*5.00	*7.00
*9.34	*6.24	Lv	Monterrey..... "		Ar	4.45	6.45
12.28	9.18	Ar	Mexico City.... (CST)		Lv	2.00	4.00
pm	am					pm	pm

DENVER, COLORADO SPRINGS *and* ALBUQUERQUE *to* MEXICO CITY

TABLE 30

	25	Read Down	ALL FLIGHTS DAILY		Read Up	28	
	pm		Continental Air Lines			pm	
.....	7.00	Lv	Denver..... (MST)		Ar	11.12	.....
.....	7.42	Lv	Colorado Spgs.. "		Ar	◇8.54	.....
.....	8.13	Lv	Pueblo..... "		Ar	◇8.23	.....
.....	10.13	Lv	Albuquerque... "		Ar	8.35	.....
.....	11.48	Ar	El Paso..... (MST)		Lv	7.00	.....
	90		American Airlines			91	
.....	*7.10	Lv	El Paso..... (MST)		Ar	4.20	.....
.....	11 *22	Ar	Monterrey..... (CST)		Lv	2.00	.....
.....	2.31	Ar	Mexico City.... (CST)		Lv	11 *00	.....
	am					am	

DETROIT, CHICAGO *and* ST. LOUIS *to* MEXICO *and* CENTRAL AMERICA

TABLE 27
ALL FLIGHTS DAILY UNLESS OTHERWISE INDICATED

59	Read Down			Read Up	58
pm					am
*5.46	Lv	Detroit..... (EST)		Ar	10.22
*6.45	Lv	Chicago..... (CST)		Ar	7.03
8.47	Lv	St. Louis..... "		Ar	5.10
11.25	Lv	Tulsa..... "		Ar	2.52
12.28	Lv	Oklahoma City. "		Ar	1.54
1.46	Ar	Dallas..... "		Lv	12.37
1.58	Lv	Dallas..... "		Ar	12.25
2.18	Ar	Ft. Worth..... (CST)		Lv	12.05
↓					↑
2.45	Lv	Ft. Worth..... (CST)		Ar	11.29
◇6.48	Ar	San Antonio... "		Lv	9.55
–	Lv	San Antonio... "		Ar	8.56
*6.09	Ar	Monterrey..... "		Lv	*7.00
9.18	Ar	Mexico City... (CST)		Lv	4.00
am					pm

▣ 151	Daily 101	♣ 153	Daily 201	TACA AIRWAYS	✪ 150	Daily 100	● 152	Daily 200
pm	am	pm	am		am	pm	am	am
	6.30		.....	Lv MEXICO CITY..... (CST) Ar		3.25		.....
	11.00		.....	Ar SALVADOR..... " Lv		10.55		.....
	11.15		11.55	Lv SALVADOR..... " Ar		10.40		10.25
	–		1.00	Lv TEGUCIGALPA..... " Lv		–		9.40
	1.45		2.05	Lv MANAGUA..... " Lv		–		8.40
			3.20	Ar SAN JOSE..... (CST) Lv		8.10		7.15
2.15		2.15		Lv SAN JOSE..... (CST) Ar	6.55	.....	6.55	.....
5.15		5.50	.....	Ar PANAMA..... (EST) Lv	6.00	.....	5.25	.....
pm	pm	pm	pm		am	am	am	am

✪—Sun., Tues. Thurs., Fri., Sat. ♣—Sat. Only. ●—Wed. Only.
▣—Mon., Tues., Wed., Thurs., Fri.

SAN FRANCISCO, LOS ANGELES *and* EL PASO *to* MEXICO *and* CENTRAL AMERICA

TABLE 31
ALL FLIGHTS DAILY UNLESS OTHERWISE INDICATED

90	Read Down			Read Up	91
pm					am
W9.50	Lv	San Francisco Via T—TWA ..... (PST)		Ar	U2.06
12.35	Lv	Los Angeles... (PST)		Ar	9.43
◇1.08	Lv	San Diego..... "		Ar	◇11.40
4.03	Lv	Phoenix ..... (MST)		Ar	8.10
5.00	Lv	Tucson..... "		Ar	7.12
6.39	Ar	El Paso..... "		Lv	*5.20
*7.10	Lv	El Paso..... (MST)		Ar	4.20
11.22	Ar	Monterrey..... (CST)		Lv	2.00
11 *37	Lv	Monterrey..... "		Ar	1.45
2.31	Lv	Mexico City.... (CST)		Lv	11 *00
pm					am

▣ 151	Daily 101	♣ 153	Daily 201	TACA AIRWAYS	✪ 150	Daily 100	● 152	Daily 200
pm	am	pm	am		am	pm	am	am
	6.30		.....	Lv MEXICO CITY..... (CST) Ar		3.25		.....
	11.00		.....	Ar SALVADOR..... " Lv		10.55		.....
	11.15		11.55	Lv SALVADOR..... " Ar		10.40		10.25
	–		1.00	Lv TEGUCIGALPA..... " Lv		–		9.40
	1.45		2.05	Lv MANAGUA..... " Lv		–		8.40
			3.30	Ar SAN JOSE..... (CST) Lv		8.10		7.15
2.15		2.15		Lv SAN JOSE..... (CST) Ar	6.55	.....	6.55	.....
5.15		5.50	.....	Ar PANAMA..... (EST) Lv	6.00	.....	5.25	.....
			503 Daily	PAN AMERICAN AIRWAYS		502 Daily		
.....	.....	.....	1.20	Lv MEXICO CITY..... (CST) Ar	6.00	.....	.....	.....
.....	.....	.....	7.40	Ar GUATAMALA..... " Lv	2.00	.....	.....	.....
.....	.....	.....	8.10	Lv GUATAMALA..... " Ar	1.25	.....	.....	.....
.....	.....	.....	10.25	Ar MANAGUA..... " Lv	11.00	.....	.....	.....
.....	.....	.....	12.10	Ar SAN JOSE..... " Lv	8.15	.....	.....	.....
.....	.....	.....	4.00	Ar BALBOA..... (EST) Lv	6.00	.....	.....	.....
pm	pm	pm	pm		am	am	am	am

EXPLANATION OF REFERENCE MARKS ON PAGE 17

CANADIAN SERVICE

CHICAGO - DETROIT - WINDSOR - BUFFALO TORONTO - OTTAWA - MONTREAL

TABLE 32
ALL FLIGHTS DAILY

128	95	116–99	20–97	Read Down			Read Up	98–23	96–123	94–25	129
am	pm	am	am					pm	pm	pm	pm
11 *40	.....	9.15	*7.00	Lv	Chicago... (CST)		Ar	5.26	7.36	10.29	4.19
2.29	.....	12 *21	9.49	Lv	Detroit.... (EST)		Ar	4.20	*6.30	9.23	3.13
2.42	.....	–	–	Ar	Windsor... "		Lv	–	–	–	3.01
.....	↶	1.49	11.17	Ar	Buffalo... "		Lv	2.36	4.46	7.39	.....
.....	4.56	2.40	11.51	Lv	Buffalo... "		Ar	1.35	4.25	7.05	.....
.....	5.34	3.18	12.29	Ar	Toronto... (EST)		Lv	1.00	3.50	6.30	.....
64					Trans-Canada Air Lines						3–63
3.20	.....	.....	.....	Lv	Windsor... (EST)		Ar	.....	.....	.....	1.15
5.10	.....	.....	.....	Ar	Toronto... "		Lv	.....	.....	.....	11.15
7.00	.....	.....	.....	Ar	Ottawa.... "		Lv	.....	.....	.....	9.20
7.55	.....	.....	.....	Ar	Montreal.. (EST)		Lv	.....	.....	.....	8.25
pm	pm	pm	pm					pm	pm	pm	am

WASHINGTON - MONTREAL

TABLE 35
ALL FLIGHTS DAILY

204	12	304	6	Read Down			Read Up	67	203	7	3	201
pm	pm	am	am					pm	pm	pm	pm	am
4.03	1.27	9.00	6.33	Lv	Washington. (EST)		Ar	2.29	5.10	6.55	11.40	2.10
–	*1.58	–	*7.04	Lv	Baltimore.. "		Ar	2.00	–	–	–	–
–	–	–	–	Lv	Philadelphia. "		Ar	–	–	–	–	–
5.52	3.12	10.28	8.18	Ar	New York... (EST)		Lv	12 *35	3.35	5.20	10.05	12.35
16	10	6	2 Ex. Su.		COLONIAL AIRLINES			1 Ex. Su.	3	7	11	19
6.30	3.45	11.15	9.00	Lv	New York... (EST)		Ar	11.25	3.05	4.35	9.35	12.05
–	–	–	10.10	Lv	Albany..... "		Ar	10.15	–	–	–	–
8.25	5.40	–	11.15	Lv	Burlington.. "		Ar	9.05	1.05	2.35	7.35	10.05
9.00	6.15	1.25	11.50	Ar	Montreal... (EST)		Lv	8.30	12.30	2.00	7.00	9.30
pm	pm	pm	am					am	pm	pm	pm	pm

BOSTON - NEW YORK *and* BUFFALO *to* TORONTO

TABLE 33

5	39	103	33	245	Read Down	ALL FLIGHTS DAILY	Read Up	132	140	146	236	232
am	am	am	am	am				pm	pm	pm	pm	am
12 *00	11.00	10.15	9.00	*5.25	Lv	Boston..... (EST)	Ar	6.36	7.15	9.15	11.15	12.55
–	–	–	9.34	–	Lv	Providence..... "	Ar	–	◇7.16	◇10.06	–	12.23
–	◇10.44	–	◇8.13	–	Lv	Hartford..... "	Ar	5.47	–	–	–	11.47
1.20	12.20	11.35	10.45	6.45	Ar	New York..... (EST)	Lv	*5.00	*6.00	8.00	10.00	11.00
123	95	23	83–99	97				98–116	80	96	118	94
2.20	1.30	12 *10	11 *20	*8.25	Lv	New York..... (EST)	Ar	3.43	5.09	7.30	9.11	10.15
–	3.19	–	1.09	10.14	Lv	Syracuse..... "	Ar	–	3.33	*5.54	–	8.39
–	4.04	–	1.54	10.59	Lv	Rochester..... "	Ar	–	2.52	5.13	–	7.58
4.36	4.35	2.26	2.25	11.30	Ar	Buffalo..... "	Lv	1.59	2.24	4.45	⊕7.27	⊕7.30
↘	4.56	↘	2.40	11.51	Lv	Buffalo..... "	Ar	1.35	↷	4.25	↷	7.05
.....	5.34	.....	3.18	12.29	Ar	Toronto..... (EST)	Lv	1.00		3.50		6.30
pm	pm	pm	pm	pm				pm	pm	pm	pm	pm

WASHINGTON - PITTSBURGH BUFFALO - TORONTO

TABLE 36
ALL FLIGHTS DAILY

353	301	Read Down			Read Up	304	302
am	am	Via PCA				pm	pm
11.15	7.55	Lv	Washington... (EST)		Ar	6.15	12.45
–	9.08	Lv	Harrisburg.... "		Ar	–	–
1.15	–	Ar	Pittsburgh..... "		Lv	–	–
1.25	–	Lv	Pittsburgh..... "		Ar	–	–
3.20	11.40	Ar	Buffalo..... (EST)		Lv	3.35	10.35
95	99	AMERICAN AIRLINES, INC.				98	94
4.56	2.40	Lv	Buffalo..... (EST)		Ar	1.35	7.05
5.34	3.18	Ar	Toronto..... (EST)		Lv	1.00	6.30
pm	pm					pm	pm

WASHINGTON, NEW YORK *to* MAINE, THE MARITIMES *and* NEWFOUNDLAND

TABLE 34
ALL FLIGHTS DAILY

202–146	32	12–136	6–32	144	Read Down		Read Up	243–103	43–7	41–3	131–201
pm	pm	pm	am	am				pm	pm	pm	am
*6.02	.....	*1.27	*6.33	.....	Lv	Washington... (EST)	Ar	1.30	6.55	11.40	2.10
8.00	.....	4.00	10.00	3.40	Lv	New York..... "	Ar	11.29	3.34	9.15	11.54
–	.....	–	–	–	Lv	Bridgeport .... "	Ar	–	3.01	–	–
◇7.57	.....	–	–	–	Lv	Hartford..... "	Ar	10.39	2 29	8.22	11.04
.....	.....	–	–	–	Lv	Springf'd-Westf'd "	Ar	–	–	7.55	–
.....	.....	–	–	–	Lv	Providence.... "	Ar	–	–	–	–
9.15	↶	5.15	11.15	4.55	Ar	Boston..... (EST)	Lv	9.50	1.40	*7.05	10.15
20	32	4	6	2		NORTHEAST AIRLINES		21	1	5	3
9.30	6.30	5.30	11.30	8.30	Lv	Boston..... (EST)	Ar	9.31	12.38	6.40	9.40
10.13	7.13	6.13	–	9.13	Ar	Portland..... "	Lv	8.49	11.56	–	8.58
10.44	.....	6.46	–	9.46	Ar	Augusta..... "	Lv	8.18	11.23	–	8.25
11.17	.....	7.19	12.50	10.19	Ar	Bangor..... "	Lv	7.45	10.50	5.20	7.50
12.48	.....	.....	–	.....	Ar	Presque Isle... (EST)	Lv	6.15	.....	–	.....
.....	.....	.....	3.40	.....	Ar	Moncton..... (AST)	Lv	.....	.....	4.10	.....
.....	.....	.....	42			TRANS-CANADA AIR LINES				41	
.....	.....	.....	12.45	.....	Lv	Moncton..... (AST)	Ar	.....	.....	11.20	.....
.....	.....	.....	2.05	.....	Ar	Sydney..... "	Lv	.....	.....	9.55	.....
.....	.....	.....	5.00	.....	Ar	Gander..... (NST)	Lv	.....	.....	7.50	.....
.....	.....	.....	6.05	.....	Ar	St. John's..... (NST)	Lv	.....	.....	6.45	.....
am	pm	pm	am	am				am	am	am	pm

AKRON - CLEVELAND - BUFFALO - TORONTO

TABLE 37
ALL FLIGHTS DAILY

80	Read Down			Read Up	83
pm					pm
.....	Lv	Akron.....(EST)		Ar	5.50
12 *45	Lv	Cleveland..... "		Ar	4.25
2.14	Ar	Buffalo.....(EST)		Lv	2.46
99					98
2.40	Lv	Buffalo.....(EST)		Ar	1.35
3.18	Ar	Toronto.....(EST)		Lv	1.00
pm					pm

PASSENGER FARES ON PAGE 23

TRANSATLANTIC SERVICE

EASTBOUND

CHICAGO - WASHINGTON - PHILADELPHIA - NEW YORK - BOSTON - LONDON - COPENHAGEN - STOCKHOLM

TABLE 38

American Overseas Airlines, Inc.

		10 Sun-Thu-Sat		16 Monday		14 Tuesday		20 Wednesday		18 Friday		22 Friday					
		LZT	GCT	LZT	GCT	LZT	GCT	LZT	GCT	LZT	GCT	LZT	GCT				
Chicago, Ill. (CST) (Municipal Airport)	Lv	.....	.....	9.45am	1545	.....	.....	.....	.....	.....	.....	.....	.....	.....	.....	.....	.....
Washington, D. C. (EST) (National Airport)	Lv	.....	.....	↓	↓	.....	.....	11.00am	1600	11.00am	1600	.....	.....	.....	.....	.....	.....
Philadelphia, Pa. " (Southwest Airport)	Ar	.....	.....	↓	↓	.....	.....	↓	↓	11.45am	1645	.....	.....	.....	.....	.....	.....
Philadelphia, Pa. " (Southwest Airport)	Lv	.....	.....	↓	↓	.....	.....	↓	↓	12.30pm	1730	.....	.....	.....	.....	.....	.....
New York, N. Y. " (La Guardia Airport)	Ar	.....	.....	↓	↓	.....	.....	12.15pm	1715	↓	↓	.....	.....	.....	.....	.....	.....
New York, N. Y. " (La Guardia Airport)	Lv	1.00pm	1800	↓	↓	12.00N	1700	1.00pm	1800	↓	↓	10.00am	1500	.....	.....	.....	.....
Boston, Mass. " (Bedford Airport)	Ar	↓	↓	↓	↓	1.15pm	1815	↓	↓	↓	↓	Eff. February 1st	Eff. February 1st	.....	.....	.....	.....
Boston, Mass. (EST) (Bedford Airport)	Lv	↓	↓	↓	↓	2.00pm	1900	↓	↓	↓	↓	↓	↓	.....	.....	.....	.....
Shannon Airport. (LZT) (Eire)	Ar	9.10am	0910	9.10am	0910	9.10am	0910	9.10am	0910	9.10am	0910	↓	↓	.....	.....	.....	.....
Shannon Airport. " (Eire)	Lv	9.55am	0955	9.55am	0955	9.55am	0955	9.55am	0955	9.55am	0955	↓	↓	.....	.....	.....	.....
London, England. " (Hurn)	Ar	11.55am	1155	11.55am	1155	11.55am	1155	11.55am	1155	11.55am	1155	↓	↓	.....	.....	.....	.....
Copenhagen, Den. " (Kaftrup Airport)	Ar	.....	.....	.....	.....	.....	.....	.....	.....	.....	.....	12.25pm	1125	.....	.....	.....	.....
Copenhagen, Den. " (Kaftrup Airport)	Lv	.....	.....	.....	.....	.....	.....	.....	.....	.....	.....	1.10pm	1210	.....	.....	.....	.....
Stockholm, Sweden. (LZT) (Bromma Airport)	Ar	.....	.....	.....	.....	.....	.....	.....	.....	.....	.....	2.55pm	1355	.....	.....	.....	.....

SAN FRANCISCO - LOS ANGELES - FT. WORTH - DALLAS WASHINGTON - PHILADELPHIA - NEW YORK - LONDON COPENHAGEN - STOCKHOLM

TABLE 39

104	6	2	Read Down		Read Up	103	203	7
am	am	am				am	pm	pm
W11.00	U7.00	U3.30	Lv San Francisco	(PST)	Ar	U9.05	T12.15	W2.35
1.45	*10.30	7.15	Lv Los Angeles	(PST)	Ar	6.03	9.36	10.51
δ12.17	δ*8.24	*8.24	Lv San Diego	(PST)	Ar	4.58	–	δ10.53
δ3.26	–	11.33	Lv Phoenix	(MST)	Ar	–	8.03	9.18
*5.47	2.32	*12.30	Lv Tucson	"	Ar	3.20	–	δ9.15
7.38	*4.23	2.21	Lv El Paso	(MST)	Ar	1.16	*5.28	*6.41
11.55	9.07	7.33	Lv Ft. Worth	(CST)	Ar	δ11.52	–	3.22
12.27	9.39	δ8.05	Lv Dallas	"	Ar	9.47	–	δ4.24
–	–	δ6.15	Lv Oklahoma City	"	Ar	–	1.31	–
–	–	–	Lv Tulsa	"	Ar	–	12.28	δ2.40
–	12.23	11.41	Lv Memphis	"	Ar	6.36	10.51	12.01
*4.19	–	1.16	Lv Nashville	(CST)	Ar	*4.50	δ9.34	10.15
8.41	*6.18	*5.38	Ar Washington	(EST)	Lv	1.45	*5.25	*7.10
–	–	6.48	Ar Philadelphia	"	Lv	–	δ2.45	–
10.24	8.18	7.42	Ar New York	(EST)	Lv	*11.55	3.35	5.20

22 Fri.	18 Fri.	20 Wed	10 Sun-Tue-Thu-Sat.	AMERICAN OVERSEAS AIRLINES, INC.		11 Sun-Tue-Wed Sat.	19 Mon	21 Fri.	23 Fri.
.....	11.00	11.00	.....	Lv Washington, D. C.	(EST) Ar	.....	12.45	1.05	.....
.....	12.30	↓	.....	Lv Philadelphia, Pa.	" Ar	.....	11.30	↑	.....
10.00	↓	1.00	x1.00	Lv New York, N. Y.	(EST) Ar	11z00	↑	11.00	6.20
↓	9.10	9.10	9.10	Ar Shannon Airport, Eire	(LZT) Lv	9.15	9.15	9.15	↑
12.25	11.55	11.55	11.55	Ar London, England	" Lv	6.00	6.00	6.00	↑
2.55	.....	.....	.....	Ar Copenhagen, Den.	" Lv	.....	.....	.....	11.30
pm	am	am	am	Ar Stockholm, Sweden	(LZT) Lv	.....	pm	pm	9.00 am

x—Departs New York 12.00 noon on Tues. only. z—Arrives New York 11.50 a.m. on Thurs. only.

CHICAGO - DETROIT - BUFFALO - ROCHESTER - SYRACUSE NEW YORK - LONDON - COPENHAGEN - STOCKHOLM

TABLE 40

28	50	Read Down		Read Up	97	117	123
am	am				am	pm	pm
12.30	.....	Lv Chicago	(CST)	Ar	.....	2.31	7.36
3.19	.....	Lv Detroit	(EST)	Ar	.....	1.25	*6.30
4.59	7.00	Lv Buffalo	"	Ar	11.30	*11.31	4.36
–	*7.36	Lv Rochester	"	Ar	10.51	–	δ3.56
–	*8.19	Lv Syracuse	"	Ar	10.06	–	δ3.11
6.43	9.45	Ar New York	(EST)	Lv	*8.25	9.15	2.20

22 Fri.	20 Wed.	10 Sun-Tue.-Thur.-Sat.	AMERICAN OVERSEAS AIRLINES, INC.			11 Sun. Tue.-Wed.-Sat.	21 Fri.	23 Fri.
10.00	1.00	x1.00	Lv New York, N. Y.	(EST)	Ar	z11.00	11.00	6.20
↓	11.55	11.55	Ar London, England	(LZT)	Lv	6.00	6.00	↑
12.25	.....	.....	Ar Copenhagen, Den.	"	Lv	.....	.....	11.30
2.55	.....	.....	Ar Stockholm, Sweden	(LZT)	Lv	.....	.....	9.00
pm	am	am				pm	pm	am

SEATTLE - PORTLAND - SAN FRANCISCO CHICAGO - LONDON

TABLE 41

UAL	Read Down		Read Up	UAL
pm				am
5.00	Lv Seattle	(PST)	Ar	8.51
6.15	Lv Portland	"	Ar	7.38
3.30	Lv San Francisco	(PST)	Ar	5.44
8.12	Ar Chicago	(CST)	Lv	5.30

16 Mon.	AMERICAN OVERSEAS AIRLINES, INC.			17 Thurs.
9.45	Lv Chicago, Ill.	(CST)	Ar	1.05
11.55	Ar London, England	(LZT)	Lv	6.00

EXPLANATION OF REFERENCE MARKS ON PAGE 17

TRANSATLANTIC SERVICE

WESTBOUND

STOCKHOLM - COPENHAGEN - LONDON - BOSTON - NEW YORK - PHILADELPHIA - WASHINGTON - CHICAGO

TABLE 38A

American Overseas Airlines, Inc.

		11 Sun-Tue-Sat		19 Monday		15 Wednesday		17 Thursday		21 Friday		23 Friday					
		LZT	GCT	LZT	GCT	LZT	GCT	LZT	GCT	LZT	GCT	LZT	GCT				
Stockholm, Sweden. (LZT) (Bromma Airport)	Lv	.....	.....	.....	.....	.....	.....	.....	.....	.....	.....	9.00am	0800	.....	.....	.....	.....
Copenhagen, Den. " (Kaftrup Airport)	Ar	.....	.....	.....	.....	.....	.....	.....	.....	.....	.....	10.45am	0945	.....	.....	.....	.....
Copenhagen, Den. " (Kaftrup Airport)	Lv	.....	.....	.....	.....	.....	.....	.....	.....	.....	.....	11.30am	1030	.....	.....	.....	.....
London, England. " (Hurn)	Lv	6.00pm	1800	6.00pm	1800	6.00pm	1800	6.00pm	1800	6.00pm	1800	Eff. February 1st	Eff. February 1st	.....	.....	.....	.....
Shannon Airport. " (Eire)	Ar	8.00pm	2000	8.00pm	2000	8.00pm	2000	8.00pm	2000	8.00pm	2000	↓	↓	.....	.....	.....	.....
Shannon Airport. (LZT) (Eire)	Lv	9.15pm	2115	9.15pm	2115	9.15pm	2115	9.15pm	2115	9.15pm	2115	↓	↓	.....	.....	.....	.....
Boston, Mass. (EST) (Bedford Airport)	Ar	↓	↓	↓	↓	9.55am	1455	↓	↓	↓	↓	↓	↓	.....	.....	.....	.....
Boston, Mass. " (Bedford Airport)	Lv	↓	↓	↓	↓	10.40am	1540	↓	↓	↓	↓	↓	↓	.....	.....	.....	.....
New York, N. Y. " (La Guardia Airport)	Ar	11.00am	1600	↓	↓	11.50am	1650	↓	↓	11.00am	1600	6.20am	1120	.....	.....	.....	.....
New York, N. Y. " (La Guardia Airport)	Lv	.....	.....	↓	↓	.....	.....	↓	↓	11.45am	1645	↓	↓	.....	.....	.....	.....
Philadelphia, Pa. " (Southwest Airport)	Ar	.....	.....	11.30am	1630	.....	.....	↓	↓	↓	↓	.....	.....	.....	.....	.....	.....
Philadelphia, Pa. " (Southwest Airport)	Lv	.....	.....	12.00am	1700	.....	.....	↓	↓	↓	↓	.....	.....	.....	.....	.....	.....
Washington, D. C. (EST) (National Airport)	Ar	.....	.....	12.45pm	1745	.....	.....	↓	↓	1.05pm	1805	.....	.....	.....	.....	.....	.....
Chicago, Ill. (CST) (Municipal Airport)	Ar	.....	.....	.....	.....	.....	.....	1.05pm	1905	.....	.....	.....	.....	.....	.....	.....	.....

MEXICO CITY - MONTERREY - FT. WORTH - DALLAS - WASHINGTON PHILADELPHIA - NEW YORK - LONDON - COPENHAGEN - STOCKHOLM

TABLE 42

		58-104	56-6	Read Down		Read Up	5-59	7-57	9-57	
am	am	pm	pm				am	pm	pm	am
.....	.....	4.00	2.00	Lv Mexico City	(CST)	Ar	9.18	12.28	12.28	.....
.....	.....	7*00	5*00	Lv Monterrey	"	Ar	6*09	9*19	9*19	.....
.....	.....	9.55	–	Lv San Antonio	"	Ar	–	6*48	6*48	.....
.....	.....	11.50	9.07	Lv Ft. Worth	"	Ar	1.50	3.22	δ3.22	.....
.....	.....	12.27	9.39	Lv Dallas	"	Ar	1.18	–	4*24	.....
.....	.....	12.40	12.23	Lv Memphis	"	Ar	9.34	12.01	1.13	.....
.....	.....	4.19	–	Lv Nashville	(CST)	Ar	7.48	10.15	10δ15	.....
.....	.....	8.41	6*18	Ar Washington	(EST)	Ar	3*58	6*55	8.05	.....
.....	.....	–	6.59	Ar Philadelphia	"	Ar	2.40	δ8.00	δ8.00	.....
.....	.....	10.24	8.18	Ar New York	(EST)	Lv	1.50	5.20	6*30	.....

22 Fri.	18 Fri.	20 Wed	10 Sun-Tue-Thu-Sat.	AMERICAN OVERSEAS AIRLINES, INC.		11 Sun-Tue-Wed Sat.	19 Mon	21 Fri.	23 Fri.
.....	11.00	11.00	.....	Lv Washington, D. C.	(EST) Ar	.....	12.45	1.05	.....
.....	12.30	↓	.....	Lv Philadelphia, Pa.	" Ar	.....	11.30	↑	.....
10.00	↓	1.00	X1.00	Lv New York, N.Y.	(EST) Ar	11z00	↑	11.00	6.20
↓	9.10	9.10	9.10	Ar Shannon Airport, Eire	(LZT) Lv	9.15	9.15	9.15	↑
12.25	11.55	11.55	11.55	Ar London, England	" Lv	6.00	6.00	6.00	↑
2.55	.....	.....	.....	Ar Copenhagen, Den.	" Lv	.....	.....	.....	11.30
pm	am	am	am	Ar Stockholm, Sweden	(LZT) Lv	.....	pm	pm	9.00 am

x—Departs New York 12.00 noon on Tuesdays only.
z—Arrives New York 11.50 a.m. on Thursdays only.

MEXICO CITY - MONTERREY - FT. WORTH - DALLAS OKLAHOMA CITY - TULSA - ST. LOUIS - CHICAGO - LONDON

TABLE 43

58	Read Down		Read Up	73-59	59
4.00pm	Lv Mexico City	(CST)	Ar	9.18am	9.18am
*7.00pm	Lv Monterrey	"	Ar	*6.09am	*6.09am
12.05am	Lv Ft. Worth	"	Ar	11.35pm	2.18am
12.37am	Lv Dallas	"	Ar	11.03pm	1.46am
2.02am	Lv Oklahoma City	"	Ar	9.35pm	12.18am
3.02am	Lv Tulsa	"	Ar	8.32pm	11.15pm
5.22am	Lv St. Louis	"	Ar	*5.27pm	8.35pm
7.03am	Ar Chicago	(CST)	Lv	3.10pm	*6.45pm

16 Monday	AMERICAN OVERSEAS AIRLINES, INC.			17 Thurs.	
9.45am	Lv Chicago, Ill.	(CST)	Ar	1.05pm	.....
9.10am	Ar Shannon Airport, Eire	(LZT)	Lv	9.15pm	.....
9.55am	Lv Shannon Airport, Eire	"	Ar	8.00pm	.....
11.55am	Ar London, England	(LZT)	Lv	6.00pm	.....

Transatlantic Passenger Fares in U. S. Currency

(Children's Fares Furnished on Request)

Between / And	COPENHAGEN Denmark		LONDON, England		SHANNON AIRPORT, Eire		STOCKHOLM, Sweden	
	One Way	Round Trip	One Way	Round Trip	One Way	Round Trip	One Way	Round Trip
BOSTON, Mass.			366.00	658.80	325.00	585.00		
CHICAGO, Ill.	497.85	902.70	405.65	738.10	364.65	664.30	527.85	956.70
LONDON, England					42.00	75.60		
NEW YORK, N. Y.	465.00	837.00	375.00	675.00	334.00	601.20	495.00	891.00
PHILADELPHIA, Pa.	469.40	845.80	379.40	683.80	338.40	610.00	499.40	899.80
SHANNON AIRPORT, Eire			42.00	75.60				
WASHINGTON D. C.	475.05	857.10	385.05	695.10	344.05	621.30	505.05	911.10

PASSENGER FARES ON PAGE 23

GENERAL INFORMATION

AIR EXPRESS – All flights carry Air Express. Special door-to-door pickup and delivery afforded by Air Express Division of the Railway Express Agency, Inc., in United States and Canada. International Air Express Service is available to Mexico and points on the Transatlantic Route.

AIRFREIGHT — For information regarding rates, pickup and delivery service, inquire at any American Airlines office.

AIR MAIL — All flights carry Air Mail.

BAGGAGE — Free Baggage allowance are as follows:
On tickets wholly within United States and Canada — 40 pounds.
On tickets to Mexico or points on the Transatlantic route—55 pounds.
Excess baggage may be accepted, space and weight permitting, at the following rates:
Within United States, Canada and Mexico — approximate ½% of the one way adult fare per pound.
To points on the Transatlantic Route — 1% of the one way adult fare per kilo (2.21 pounds).
Liability and insurance is subject to the following limits:
Within United States, Canada and Mexico the liability of the Carrier is limited to $100.00 unless a higher valuation is declared and an additional charge paid therefor. Total valuation is limited to $2,500 on each full fare ticket.
On the Transatlantic route the liability of the Carrier is limited to $100.00 unless a higher valuation is declared and paid for at the rate of 15 cents per $100.00 or fraction thereof. Total valuation is limited to $5,000.00 unless special arrangements are made in advance of the flight.

CANCELLATION BY COMPANY — The company reserves the right to cancel bookings before passage or en route. Captain may remove passengers from plane at any point on the route for safety or other cause. In any event the passenger's sole recourse shall be recovery of that portion of the fare equal to the distance untraveled.

CANCELLATION BY PASSENGER — The purchaser may receive a refund for unused transportation providing reservation is cancelled prior to departure.

CHECK-IN AT PORT OF EMBARKATION — Passengers must arrive sufficiently in advance of the scheduled departure of aircraft to permit checking of their baggage and the completion of governmental and other formalities. Passengers on overseas flights must arrive at airport of embarkation at least one hour before scheduled departure. Flights will not be delayed for passengers who arrive too late and the carrier shall not be liable to any such passenger except to refund a portion of the fare in accordance with tariff provisions.
Passengers holding return reservations, from Mexico, whether ticketed or not, must present their international documents and tickets to American Airlines Office Mexico City or Monterrey by 1.00 p.m. of the day before their scheduled departure or it will be assumed that they wish their return reservations to be cancelled.

CHILDREN — One child under two years of age, not occupying a seat, will be carried free with each accompanying passenger twelve years of age or over.

CURRENCY RESTRICTIONS — Passengers to countries other than Canada may not carry United States currency in denominations larger than $20.00 bills. Many European and Latin American countries prohibit the importation of more than $50.00 or equivalent in any currency. It is strongly recommended that **all** funds of international travelers be converted into Travelers checks, bank drafts, letter of credit or other similar financial paper.

CUSTOMS DUTIES ON BAGGAGE — Baggage of international travelers will be examined by customs officers of each country on arrival. Personal articles intended for use while traveling are admitted free of duty. However, any merchandise for sale, gifts, samples or anything being carried for other persons will be subject to duty.
Residents of the United States are permitted to bring back, duty free, $100.00 in merchandise acquired outside United States, provided the traveler has been away from United States more than 48 hours (except to Mexico where no minimum is prescribed) and further provided that this free allowance is claimed not oftener than once in thirty days. This merchandise must be for the traveler's own personal use or for the personal use of immediate members of his family.

FARES — All fares are shown herein for information purposes only, and are subject to correction and change without notice. Official tariffs are on file and open for public inspection at any American Airlines office.

FRAGILE AND PERISHABLE ARTICLES — Fragile and perishable articles are carried at the risk of the passenger.

GROUND TRANSPORTATION — Ground transportation service is available at reasonable rates in all cities served by American Airlines System. See Page 1. Passengers using their own transportation direct to the airport are requested to report to the ticket agent at least ten minutes before plane departure time on domestic flights.

INSURANCE — Trip insurance is available at all airline offices.

INTERNATIONAL TRAVEL DOCUMENTS — Passengers on international flights must possess all documents required by the laws to the countries from, into or over which they are to fly and should any required documents be missing, passage may be denied. The following documents are required by **United States Citizens** proceeding to country of destination without stop-over:
To Canada: Proof of United States Citizenship.
To Denmark: U. S. Passport and Danish Visa.
To Eire: U. S. Passport and Irish Visa.
To Mexico: For a pleasure trip, Proof of U. S. Citizenship and Mexican Tourist Card. For a business trip, a U. S. Passport, Mexican Visa and appropriate immigration forms as prescribed by the Mexican consul.
To Newfoundland: Proof of U. S. Citizenship if remaining in Newfoundland less than six weeks; otherwise a U. S. Passport.
To Sweden: U. S. Passport and Swedish Visa.
To United Kingdom: U. S. Passport, and British visa.
Documentary requirements are subject to change without notice. The above are given for information only and American Airlines System will not be responsible for any failure of passengers to comply with governmental requirements in force at the time of their passage.

MEALS — Meals are served aloft at no additional charge.

REFUNDS — Requests for refunds on tickets issued by American Airlines System, should be addressed to the Assistant Treasurer, American Airlines, Inc., 100 East 42nd Street, New York 17, N.Y.

RESERVATIONS — American Airlines welcomes advance reservations. Reservations for unticketed passengers will be held only for a reasonable time; if a passenger fails to purchase his ticket by the "time limit" agreed upon, the reservation will be cancelled and resold.

STEWARDESSES — Stewardess service is provided on all American Airline System flights.

STOP-OVER — Stop-overs will be allowed at any regular stop, provided reservation is made accordingly.

TAXES — Any ticket taxes imposed by Governmental authority are in addition to transportation fare, and will be collected wherever effective.
Mexican transportation tax, varying from $.45 to $2.25 depending upon the value of the ticket, will be assessed at the time return reservations are checked.

TIME TABLES — These time tables show the time at which planes may be expected to depart from and arrive at the stations shown, herein and to connect with trains or other planes, but their departure, arrival, or connection at the time stated is not guaranteed. American Airlines reserves the right to vary from the time, shown in this publication without notice to the public.

UNSCHEDULED LANDINGS — So that maximum amount of space be made available on all flights for the transportation of passengers and cargo, it will occasionally be necessary to make unscheduled landings at intermediate airports enroute for fuel.

EQUIPMENT — All flights in the United States, Canada and Mexico are operated with Douglas "Flagship Club" airplanes except flights 801 and 802 which are operated with Douglas Airfreighter airplanes and flights 15, 16, 19 and 274 which are operated with Douglas DC-4 Flagships.
Flights on the Transatlantic route are operated with Douglas DC-4 Flagships.

EXAMPLES OF PASSENGER FARES

For fares not shown call any American Airlines System Office

Round-Trip Fares are Twice the One-Way Fares

ONE WAY FARES All Fares are Airport-to Airport and Subject to Government Taxes	Baltimore, Md.	Boston, Mass.	Buffalo, N. Y.	Chicago, Ill.	Cincinnati, Ohio	Cleveland, Ohio	Columbus, Ohio	Detroit, Mich.	Ft. Worth-Dallas, Tex.	Hartford, Conn.	Los Angeles, Calif.	Louisville, Ky.	Memphis, Tenn.	Nashville, Tenn.	New York-Newark	Philadelphia, Pa.	Rochester, N. Y.	St. Louis, Mo.	San Antonio, Tex.	Tucson, Ariz.	Tulsa, Okla.	Washington, D. C.
Akron, O.	.....	25.40	10.35	.....	10.75	2.50	4.85	.....	52.30	21.80	99.70	14.95	31.50	22.20	18.60	.....	12.95	.....	63.60	84.00	40.35	.....
Baltimore, Md.	.....	16.55	22.00	27.25	20.95	.....	.....	.....	57.95	12.45	111.35	23.60	39.00	29.70	8.20	3.80	20.85	34.05	69.25	94.10	50.45	2.50
Boston, Mass.	16.55	.....	18.80	39.65	35.00	25.40	29.10	29.05	72.95	4.10	125.10	39.20	55.55	46.25	8.35	12.75	18.80	48.20	84.25	108.25	64.60	18.40
Bristol, Va.	18.00	34.55	.....	.....	.....	.....	.....	.....	41.80	30.45	98.15	.....	21.00	11.70	26.20	21.80	.....	.....	53.10	79.90	36.25	16.15
Buffalo, N. Y.	22.00	18.80	.....	21.70	20.05	8.85	14.15	10.25	61.60	15.20	107.15	24.25	40.80	31.50	13.80	18.20	2.60	33.25	72.90	92.90	49.65	23.85
Chicago, Ill.	27.25	39.65	21.70	.....	12.45	.....	.....	11.45	41.60	36.05	85.45	.....	.....	.....	32.85	30.30	24.30	11.70	52.90	71.20	28.10	27.25
Cincinnati, O.	20.95	35.00	20.05	12.45	.....	11.20	5.90	.....	41.55	31.40	92.25	4.20	20.75	11.45	28.20	24.75	22.65	.....	52.85	75.00	31.35	19.10
Cleveland, O.	.....	25.40	8.85	.....	11.20	.....	5.30	.....	52.75	21.80	99.70	15.40	31.95	22.65	18.60	.....	11.45	.....	64.05	84.45	40.80	.....
Columbus, O.	.....	29.10	14.15	.....	5.90	5.30	.....	.....	47.45	25.50	96.40	10.10	26.65	17.35	22.30	.....	16.75	.....	58.75	79.15	35.50	.....
Dallas-Ft. Worth, Tex.	57.95	72.95	61.60	41.60	41.55	52.75	47.45	52.75	.....	69.35	57.40	37.35	20.80	30.10	66.15	61.75	64.20	29.90	11.30	38.10	13.50	57.95
Dayton, O.	.....	32.40	17.45	.....	2.60	8.60	3.30	.....	44.15	28.80	93.10	6.80	23.35	14.05	25.60	.....	20.05	.....	55.45	75.85	32.20	19.10
Detroit, Mich.	.....	29.05	10.25	11.45	.....	.....	.....	.....	52.75	25.45	96.90	.....	.....	.....	22.55	.....	12.85	23.15	64.05	82.65	39.55	.....
El Paso, Tex.	81.75	95.90	80.95	59.40	62.65	72.10	66.80	70.85	25.75	92.30	34.50	60.00	46.55	55.85	89.10	85.55	83.55	47.70	.....	12.35	31.30	81.75
Erie, Pa.	.....	23.10	4.30	.....	15.75	4.55	9.85	.....	57.30	19.50	104.25	19.95	36.50	27.20	18.10	.....	6.90	.....	68.60	89.00	45.35	.....
Hartford, Conn.	12.45	4.10	15.20	36.05	31.40	21.80	25.50	25.45	69.35	.....	121.50	35.60	51.45	42.15	4.25	8.65	15.20	44.60	80.65	104.65	61.00	14.30
Indianapolis, Ind.	25.90	37.50	.....	7.50	4.95	.....	.....	.....	.....	33.90	.....	.....	.....	.....	30.70	27.60	.....	.....	.....	.....	.....	24.05
Knoxville, Tenn.	22.65	39.20	.....	.....	.....	.....	.....	.....	37.15	35.10	93.50	.....	16.35	7.05	30.85	26.45	.....	.....	48.45	75.25	31.60	20.80
Little Rock, Ark.	45.05	61.60	46.85	.....	26.80	38.00	32.70	.....	14.75	57.50	72.15	22.60	6.05	15.35	53.25	48.85	49.45	.....	26.05	52.85	.....	43.20
Los Angeles, Cal.	111.35	125.10	107.15	85.45	92.25	99.70	96.40	96.90	57.40	121.50	.....	89.60	78.20	86.45	118.30	115.15	109.75	77.30	.....	22.15	61.90	111.35
Louisville, Ky.	23.60	39.20	24.25	.....	4.20	15.40	10.10	.....	37.35	35.60	89.60	.....	16.55	7.25	31.80	27.40	26.85	.....	48.65	72.35	28.70	21.75
Memphis, Tenn.	39.00	55.55	40.80	.....	20.75	31.95	26.65	.....	20.80	51.45	78.20	16.55	.....	9.30	47.20	42.80	43.40	.....	32.10	58.90	.....	37.15
Nashville, Tenn.	29.70	46.25	31.50	.....	11.45	22.65	17.35	.....	30.10	42.15	86.45	7.25	9.30	.....	37.90	33.50	34.10	.....	41.40	68.20	24.65	27.85
New York-Newark	8.20	8.35	13.80	32.85	28.20	18.60	22.30	22.55	66.15	4.25	118.30	31.80	47.20	37.90	.....	4.40	12.65	41.40	77.45	101.45	57.80	10.05
Oklahoma City, Okla.	55.60	69.75	54.80	33.25	36.50	45.95	40.65	44.70	8.35	66.15	56.75	33.85	.....	29.70	62.95	59.40	57.40	21.55	19.65	38.50	5.15	55.60
Philadelphia, Pa.	3.80	12.75	18.20	30.30	24.75	.....	.....	.....	61.75	8.65	115.15	27.40	42.80	33.50	4.40	.....	17.05	37.85	73.05	97.90	54.25	5.65
Phoenix, Ariz.	97.10	110.85	92.90	71.20	78.00	85.45	82.15	82.65	43.15	107.25	17.10	75.35	63.95	73.25	104.05	100.90	95.50	63.05	.....	5.05	48.70	97.10
Providence, R. I.	14.85	2.50	18.10	38.95	34.30	24.70	28.40	28.35	72.25	2.90	124.40	38.45	53.85	44.55	6.65	11.05	18.10	47.50	83.55	107.55	63.90	16.70
Rochester, N. Y.	20.85	18.80	2.60	24.30	22.65	11.45	16.75	12.85	64.20	15.20	109.75	26.85	43.40	34.10	12.65	17.05	.....	35.85	75.50	95.50	52.25	22.70
St. Louis, Mo.	34.05	48.20	33.25	11.70	.....	.....	.....	23.15	29.90	44.60	77.30	.....	.....	.....	41.40	37.85	35.85	.....	41.20	60.05	16.40	34.05
San Diego, Cal.	111.35	125.10	107.15	85.45	92.25	99.70	96.40	96.90	57.40	121.50	5.55	89.60	78.20	86.45	118.30	115.15	109.75	77.30	.....	19.30	61.90	111.35
San Francisco, Cal.	111.35	125.10	107.15	85.45	95.70	99.70	99.00	96.90	72.55	121.50	.....	95.70	.....	95.70	118.30	115.15	109.75	83.60	.....	.....	.....	111.35
South Bend, Ind.	.....	36.20	18.45	3.45	.....	.....	.....	8.20	45.05	32.60	88.90	.....	.....	.....	29.40	.....	21.05	15.15	56.35	74.65	31.55	.....
Syracuse, N. Y.	17.55	17.70	5.90	27.60	25.95	14.75	20.05	16.15	66.15	13.60	113.05	30.15	46.70	37.40	9.35	13.75	3.30	39.15	77.45	98.80	55.55	19.40
Washington, D. C.	2.50	18.40	23.85	27.25	19.10	.....	.....	.....	57.95	14.30	111.35	21.75	37.15	27.85	10.05	5.65	22.70	34.05	69.25	94.10	50.45	.....

EXAMPLES OF INTERNATIONAL PASSENGER FARES

ONE WAY FARES All Fares are Subject to Government Taxes	Baltimore, Md.	Boston, Mass.	Buffalo, N. Y.	Chicago, Ill.	Cincinnati, Ohio	Cleveland, Ohio	Columbus, Ohio	Dallas-Ft.Worth, Tex.	Detroit, Mich.	El Paso, Tex.	Hartford, Conn.	Los Angeles, Calif.	Louisville, Ky.	Memphis, Tenn.	Nashville, Tenn.	New York-Newark	Philadelphia, Pa.	St. Louis, Mo.	San Antonio Tex.	San Diego, Calif.	Tulsa, Okla.	Washington, D. C.
Mexico City, Mexico	106.70	121.70	109.95	90.35	89.90	101.10	95.80	48.75	101.10	51.55	118.10	86.00	85.70	69.15	78.45	114.90	110.50	78.65	37.45	83.20	62.25	106.30
Monterrey, Mexico	83.95	98.95	87.60	67.60	67.55	78.75	73.45	26.00	78.75	28.80	95.35	63.30	63.35	46.80	56.10	92.15	87.75	55.90	14.70	60.45	39.50	83.95
Toronto, Canada	25.20	22.00	3.20	24.90	23.25	12.05	17.35	64.80	13.45	84.15	18.40	110.35	27.45	44.00	34.70	17.00	21.40	36.45	76.10	110.35	52.85	27.05

Fares are via direct route. Consult American Airlines System Office for permissible indirect routing.
Consult American Airlines System Agent concerning special round trip, government and children's fares for International Travel.