EFFECTIVE MARCH 27, 1946

THE NATIONAL AND INTERNATIONAL

AMERICAN AIRLINES SYSTEM

COMPLETE SYSTEM SCHEDULES

ROUTE OF THE *Flagships*

EFFECTIVE MARCH 27, 1946

THE NATIONAL AND INTERNATIONAL

AMERICAN AIRLINES SYSTEM

COMPLETE **SYSTEM SCHEDULES** MAR. 27, 1946

PRINTED IN U. S. A.
COPYRIGHT, 1946, BY AMERICAN AIRLINES, INC.
CALVERT-HATCH CO., CLEVELAND 15, O.

American Airlines, Inc.
100 East 42nd Street
New York 17, N. Y.

POSTMASTER: If undeliverable for any reason, notify sender of reason on form #3547 for which postage is guaranteed.

MR. R. L. WHITE
LANDERS, FRARY & CLARK
NEW BRITAIN, CONN.

CLEVELAND OHIO P-599

U.S. POSTAGE 1½ OCT 1 No. 9805 N.R.M.

EFFECTIVE MARCH 27, 1946

THE NATIONAL AND INTERNATIONAL

AMERICAN AIRLINES SYSTEM

COMPLETE SYSTEM SCHEDULES

ROUTE OF THE *Flagships*

INFORMATION — RESERVATIONS — TICKET OFFICES — GROUND SERVICE

AMERICAN AIRLINES, Inc.
Cable Address — "AMAIR"
GENERAL OFFICES — 100 EAST 42nd ST., NEW YORK 17, N. Y.
C. R. SMITH, Chairman of the Board
R. S. DAMON, President
CHARLES A. RHEINSTROM, Vice President — Sales
WILLIS G. LIPSCOMB, Asst. Vice Pres. & Director of Sales
HERBERT D. FORD, Director of Passenger Sales
J. A. WOOTEN, Director of Cargo Sales
REX SMITH, Vice President — Public Relations
LOUIS A. TRAXEL, Director of Personnel

AMERICAN AIRLINES SYSTEM

AMERICAN OVERSEAS AIRLINES, Inc.
Cable Address — "AMAIR"
GENERAL OFFICES — 100 EAST 42nd ST., NEW YORK 17, N. Y.
JOHN E. SLATER, Chairman of the Board
SUMNER SEWALL, President
HAROLD R. HARRIS, Vice Pres. & General Manager
J. STANTON ROBBINS, Vice President — Traffic
W. SANGER GREEN, General Traffic Manager
WILLIAM F. MULLER, European Traffic Manager
ARTHUR F. COFOD, Asst. to General Traffic Mgr.

CITY	FOR RESERVATIONS TELEPHONE	TICKET OFFICES	AIRPORT	MILES FROM CITY	CONVEYANCE	#Driving Time Minutes	*FARE (See Note) Page 19
Abilene, Texas	7021	Airport Terminal	Municipal	3½ E	Yellow Cab	25	$0.50
Akron 6, Ohio	STadium.....5405	Airport Terminal	Municipal	4½ SE	Akron City Cab Co.	30	.86
Albany 1, N. Y.	5-1571	Hotel Ten Ecyk	Municipal	8 NW	Pearl Taxi Co.	25	1.00
Baltimore 2, Md.	RIverside.....2550	1014 O'Sullivan Bldg.	Municipal	8 SE	Limousine Service	40	1.15
Battle Creek, Mich.	 3-1541	Airport Terminal	Kellogg Municipal	4 SW	Taxi	25	1.00
Big Spring, Texas	1160	Airport Terminal	American Airlines Field	2½ W	Yellow Cab	20	a .75
Boston 28, Mass.	LIBerty 6700	Statler Hotel; 152 Federal St.	Logan International	3 E	Taxi	25	c 1.30
Information	LIBerty 6161					..	....
Bridgeport, Conn.	7-4467	Airport Terminal	Municipal	4½ E	Yellow Cab	20	c 1.60
Bristol, Va.	Tri-City.....7-4000	Airport Terminal	Tri-City	16½ SW	Bristol Airline Trans. Co.	50	1.50
Buffalo 2, N. Y.	HUmboldt.....8000	Hotel Statler Arcade	Municipal	9 E	Limousine Service	40	1.15
Cambridge, Mass.	LIBerty 6700	See Boston	Logan International			..	....
Chicago 11, Ill.	PORtsmouth...7000	Palmer House and Stevens Hotel	Municipal	10½ SW	Limousine Service	50	1.15
Cincinnati 2, Ohio	CHerry.....8140	38 East 4th St.	Lunken	6 E	Yellow Cab	35	.75
Cleveland 14, Ohio	ORchard 3300	923 Euclid Avenue	Municipal	12 SW	Limousine Service	60	1.15
Columbus 15, Ohio	FAirfax.....3165	20 E. Broad St.	Port Columbus	9 NE	Limousine Service	60	1.15
Dallas 1, Texas	RIverside.....1501	Baker Hotel	Love Field	7 N	Yellow Cab	40	.75
Dayton 2, Ohio	VAndalia.....4655	Biltmore Hotel Lobby	Municipal	11½ N	Limousine Service	40	1.15
Detroit 26, Mich.	PIngree.....7000	1265 Washington Blvd. at Grand River	Detroit City	6 NE	Checker Cab	35	c 1.50
Douglas, Ariz.	1160	Airport Terminal	Douglas Army Air Field	10 N	Taxi	35	b 3.00
Elkins, W. Va.	1100	Airport Terminal	Municipal	3 S	Gainer's Cab	20	.50
El Paso, Texas	MAin.....2700	Hilton Hotel	Municipal	7 NE	Limousine Service	35	1.05
Erie, Pa.	34-101	Airport Terminal	Port Erie	6 W	Yellow Cab	30	.75
Fort Worth 2, Texas	6-2181	Blackstone Hotel	Meacham Field	5 N	Yellow Cab	30	.50
Hartford 3, Conn.	7-5141	722 Main Street	Brainard Field	2½ SE	City Cab	15	c .75
Hollywood, Calif.	TUcker.....2471	Hollywood Roosevelt Hotel	Lockheed Air Terminal	7½ NW	Limousine Service	55	c 1.15
Holyoke, Mass.	WEstfield 2700	Airport Terminal, Westfield	Barnes, Westfield	7 SW	Peter Pan Bus Co.	30	h 3.00
Houston 2, Texas	PReston.....8259	Room 801, Second National Bank Bldg.				..	....
Indianapolis 4, Ind.	BEImont 3501	519 Merchants Bank Bldg.	Municipal	8½ SW	Limousine Service	35	.90
Johnson City, Tenn.	Tri-City 7-4000	Airport Terminal	Tri-City	15 NW	Johnson City Air. Trans.	50	1.00
Joplin, Mo.	7085	Airport Terminal	Municipal	4 N	Taxi	20	c 1.00
Kingsport, Tenn.	Tri-City 7-4000	Airport Terminal	Tri-City	15 NE	Kingsport Airline Trans.	50	1.50
Knoxville, Tenn.	2-6135	Bank of Knoxville Bldg., Room 713	Municipal	12 SW	Airline Transit Service Cab	45	1.00
Little Rock, Ark.	4-0395	Airport Terminal	Municipal	2½ SE	Limousine Service	30	.60
Los Angeles 14, Calif.	TUcker.....2471	521 West 6th Street	Lockheed Air Terminal	13 NW	Limousine Service	60	1.15
Louisville 2, Ky.	HIghland.....4600	319 West Walnut Street	Bowman Field	6 SE	Yellow Cab Co.	30	d 1.00
Lynchburg, Va.	788	Airport Terminal	Preston Glenn	7 SW	Southern Cab Co.	30	1.00
Memphis 3, Tenn.	9-3311	Peabody Hotel	Municipal	9 SE	Limousine Service	40	.85
Mexico City, D. F. Mex.	(Ericsson)..18-09-07					..	....
	(Mexicana) L-79-35	Avenida Cinco de Mayo 18	Central	3½ S	Limousine Service	1:30	.62
Milwaukee 2, Wis.	BRoadway 6870	110 E. Wisconsin Bldg.				..	....
Minneapolis, Minn.	MAin 8907	505 Northwestern Bank Bldg.				..	....
Monterrey N. L., Mex.	90-11	Colonial Hotel	del Norte	15 N	Limousine Service	60	2.06
Montreal, Que., Can.	MArquette.....9449	Windsor Hotel	Dorval	13 SW	Murray Hill Taxi	60	1.00
Nashville 3, Tenn.	5-7511	Hermitage Hotel	Municipal	6½ SE	Taxi	35	.60
Newark 1, N. J.	MItchell 2-8570	Robert Treat Hotel	Newark Municipal	2½ S	Taxi	30	a .75
New Haven, Conn.	7-4689		Municipal	5 E	Yellow Cab Co.	20	c 1.60
New York 17, N. Y.	HAvemeyer ..6-5000	Airlines Terminal, 80 E. 42nd St. / Hotel New Yorker Lobby / Rockefeller Center, 18 W. 49th St. / 120 Broadway	La Guardia	9½ E	Limousine Service	35	1.15
			Newark Municipal	13 SW	Limousine Service	50	1.15
Oakland, Calif.	Enterprise.....10718	CUAL—1940 Broadway	Municipal	9 SE	O. A. T. Cab	50	1.00
Oklahoma City 2, Okla.	6-3371	Skirvin Hotel	Municipal	9 SW	Limousine Service	40	.75
Peoria 5, Ill.	3-4441	Airport Terminal	Municipal	6½ SW	White Star Motor Coach	15	1.00
Philadelphia 2, Pa.	BELgrade.....1000	1423 Walnut St.	Southwest Municipal	7½ SW	Limousine Service	35	.88
Phoenix, Ariz.	4-7281	18 East Adams St.	Sky Harbor	3½ SE	Arizona Tours, Inc.	30	.75
Pittsburgh 19, Pa.	HOmestead.....2300	Airport Terminal	Allegheny County	11 S	Limousine Service	45	1.15
Providence 3, R. I.	GReenwood.....1800	Turks Head Building	R. I. State	6½ S	Limousine Service	30	f .50
Roanoke, Va.	3-4411	Airport Terminal	Woodrum Field	6 N	Virginia Cab Co.	25	1.00
Rochester 4, N. Y.	GEnesee.....366	Seneca Hotel Lobby	Municipal	5 SW	Limousine Service	35	.85
St. Louis 1, Mo.	DElmar 5500	Jefferson Hotel	Lambert Field	15 NW	Limousine Service	60	1.15
San Antonio 6, Texas	Travis 2691	310 N. St. Mary's St.—Gunter Hotel	Municipal	8½ N	Yellow Cab	40	1.00
San Diego 1, Calif.	Woodcrest 2111	U. S. Grant Hotel Arcade	Lindbergh	1½ NW	Taxi	20	c .75
San Francisco 4, Calif.	GArfield.....8336	231 Montgomery St.	Municipal	13 SE	Airdrome Tr. Co.	50	1.15
South Bend 24, Ind.	3-1101	Airport Terminal	Bendix	3½ NW	Indiana Cab Co.	15	g .75
Springfield, Mass.	3-7871	44 Vernon St., Room 302	Barnes, Westfield	11 W	Peter Pan Bus Co.	35	1.00
Springfield, Mo.	1741	Airport Terminal	Springfield-Greene County	7 NW	Black and White Cab Co.	30	.50
Syracuse 2, N. Y.	8-1665	Onondaga Hotel Lobby	Municipal	8 NW	Limousine Service	40	1.00
Texarkana, Ark.	4000	Airport Terminal	Municipal	3½ NE	Yellow Cab	25	a .75
Toronto 1, Ont., Canada	WAverley.....4661	22 King St., West	Malton	18 NW	Cadillac Livery	60	1.00
Tucson, Ariz.	1500	Pioneer Hotel	Davis-Monthan	6 SE	Limousine Service	35	1.15
Tulsa 3, Okla.	6-1103	507 South Boston	Municipal	7 NE	Limousine Service	40	.75
Washington 5, D. C.	EXecutive.....2345	Statler Hotel; 813—15th St., N. W.	Washington National	4 S	Limousine Service	30	.75
Westfield, Mass.	WEstfield 2700	Airport Terminal	Barnes	3 N	Fedora Taxi Co.	20	c .75
Windsor, Ont., Canada	WIndsor.....4-8633	Airport Terminal	Windsor	6½ SE	Yellow Cab	30	.75

TRANSATLANTIC OFFICES

CITY	FOR RESERVATIONS TELEPHONE	TICKET OFFICES	AIRPORT	MILES FROM CITY	CONVEYANCE	#Driving Time Minutes	*FARE (See Note)
Amsterdam, Holland		KLM, Leideschplein	Schiphol	8 ..	KLM Bus	..	NC
Boston 28, Mass.	LIBerty 6700	Statler Hotel; 152 Federal St.	Bedford Airport				
Chicago 11, Ill.	PORtsmouth...7000	430 No. Michigan Ave.	Municipal	10½ SW	Limousine Service	1:20	$1.15
Copenhagen, Denmark	Palae 5982	Dagmarhus, 12 Vesterboulevard	Kastrup	2½	Danish Airlines Bus	..	....
London, England	WHitehall.....5391	120 Pall Mall, S. W. 1	Hurn				
New York 17, N. Y.	IIlinois.....8-4200	Airlines Terminal, 80 E. 42nd St.	La Guardia, Marine Term.	9½ E	Limousine Service	1:30	1.15
Oslo, Norway	27321	Stortingsgaten 12					
Philadelphia 2, Pa.	BELgrade.....1000	1423 Walnut St.	Southwest	7½ SW	Limousine Service	1:35	.88
Shannon Airp't, Ireland	Foynes 11	Shannon Airport	Shannon	16 ..	Bus Service	..	1.00
Stockholm, Sweden	214516	Jakobstorg 1	Bromma	5 ..	Swedish Intercontinental. Airlines Bus	..	NC
Washington 5, D. C.	EXecutive.....2345	813—15th St., N. W.	Washington National	4 S	Limousine Service	1:30	.75

AMERICAN AIRLINES SYSTEM
THE NATIONAL AND INTERNATIONAL ROUTE OF THE FLAGSHIPS

The Southern Route

Complete WESTBOUND TRANSCONTINENTAL Schedules

TABLE 1
WESTBOUND
ALL FLIGHTS DAILY UNLESS OTHERWISE INDICATED

			91	101	65-81	The Sun Country Special 245-1	103	73	The Plainsman 5	69-83	45-203	85	49-277	7	31-9	133-11	The Mercury 231 ◉ 407	41 279	The Southerner 3	143-105	147-201	111	Except Mon. 801
			pm	am	am	am	am	pm	am	pm	pm	pm	pm	pm	pm	pm	pm	pm	pm	pm	pm	am	am
Boston	(EST)	Lv				★5.25	10.15		12★00	1.00	2.00		2.45		4.00	5.00	★7.00	★7.05		9.00	11.00		
Providence	"	Lv				–	♂9.34		–	★1.34	–		3.19		–	♂5.33	–	–		–	–		
Springfield-Westfield	"	Lv				–	–		–	–	–		–		–	–	–	8.00		–	–		
Hartford	"	Lv				–	♂10.44		–	–	–		–		♂5.05	♂5.05	–	8.30		♂9.27	♂11.09		
Bridgeport	"	Lv				–	–		–	–	–		–		–	–	–	–		–	–		
Newark	"	Ar				–	–		–	–	–		–		–	–	–	–		–	–		
New York	(EST)	Ar				6.45	11.35		1.20	2.45	3.20		4.30	↷	5.20	6.20	8.20	9.15	↷	10.20	12.20		
New York	(EST)	Lv		★6.05		★7.05	11★55		1.50	3.05	3.35		★4.55	5.20	6.10	★7.10	8.35	9.45	10.05	11.15	12.35		1.35
Newark	"	Lv		–		–	–		–	–	–			–	★6.35	–	–		–	–	–		2.05
Philadelphia	"	Ar		–		–	–		2.40	–	–			–	–	8.00	–		–	–	–		–
Philadelphia	"	Lv		–		–	–		2.45	–	–			–	–	8.10	–		–	–	–		–
Baltimore	"	Lv		–		8.35	–		3.34	–	–			–	–	9.04	–		–	12.50	–		–
Washington	"	Ar		7.40		8.59	1.30		3.58	4.40	5.10			6.55	8.04	9.28	9.55		11.40	1.14	2.10		3.34
Washington	"	Lv		7.55	★7.00	9.14	1.45		★4.13	★4.55	★5.25			★7.10	8.20	9.43	10.15		11.55	1.29	2.25		3.50
Lynchburg	"	Lv		–		10.35	–		–		–			–	–	–	–		–	–	–		–
Roanoke	"	Lv		–	Via Cincinnati	11.10	–		–	Via Cincinnati	–			–	–	–	–		–	–	–		–
Bristol / Johnson City / Kingsport (Tri-City)	(EST)	Lv		–		12.28	–		–		–		Via	–	–	12.23	–	Via	–	–	–		–
Knoxville	(CST)	Lv		–		★12.27	–		★6.36		–		Chi-	–	–	–	–	Chi-	2.18	–	–		–
Nashville	"	Ar		11.00	11.34	1.39	4.50		7.48	9.22	8.30			10.15	–	1.13	–		3.30	–	5.30		6.55
Nashville	"	Lv		11★15	11★49	1.59	★5.05		8.03	9.37	8.42	10.14	cago	10.30	–	1.28	–	cago	★3.45	–	★5.42		7.10
Memphis	"	Ar		12.46	1.20	3.30	6.36		9.34	11.08	–	11.45		12.01	1.13	2.59	–		–	6.22	–		–
Memphis	"	Lv		12.58	1.32	3.42	★6.48		9.46	11.20	–			12.13	1.25	3.11	–		–	6.34	–		–
Little Rock	"	Lv		–	–	★4.57	–		11.01	–	–			–	–	–	–		–	★7.49	–		–
Texarkana	"	Lv		–	–	6.12	–		–	–	–			–	–	–	–		–	–	–		–
Tulsa	"	Ar		–	–	–	–		–	–	12.28		2.40	–	–	–	–		–	–	9.57		–
Tulsa	"	Lv		–	–	–	–		–	–	12.38		2.50	–	–	–	–		–	–	10.07		–
Oklahoma City	"	Ar		–	–	–	–			–	1.31			–	–	–	–	7.37	–	–	11.00		–
Oklahoma City	"	Lv		–	–	–	–		–	–	1.46			–	–	–	–	★7.47	–	–	11★15		–
Ft. Worth	"	Lv		–	–	–	–		–	–	–			–	–	–	–	–	–	–	–	11.55	–
Dallas	"	Ar		3.57	4.31	7.34	9.47		1.18	2.19	–			–	4.24	6.10	3.20	–	–	10.06	–	12.15	11.27
Dallas	"	Lv		★4.12	4.43	7.46	10.02	11.32	1.30	2.31	–			–	★4.39	★6.25	★3.40	–	–	10.18	–	12★27	11.39
Ft. Worth	"	Ar		–	5.03	8.06	–	11.52	1.50	2.51	–			3.22	–	–	–	–	8.12	10.38	–	–	11.59
Ft. Worth	"	Lv		–	★5.18	8.25	–	12.07	2.07	3.06	–			3.37	–	–	–	–	8.27	10★53	–	–	12.19
Abilene	"	Lv		–	–	9.42	–	–	–	–	–			–	–	–	–	–	–	–	–	–	–
Big Spring	(CST)	Lv		–	–	10.44	–	–	–	–	–			–	–	8.36	–	–	–	–	–	–	–
El Paso	(MST)	Ar		7.02	7.58	11.47	1.16	3.11	5.11	6.12	5.28		7.13	6.41	7.53	9.39	–	11.29	11.07	1.33	2.30	3.17	2.59
El Paso	"	Lv		★5.20	7.14	8.10	11.59	1.28	3.26	★5.23	★6.24	★5.38		★7.23	★6.53	8.05	9.51	–	11★39	11★19	1.45	2.42	3.29	3.11
Douglas	"	Lv		–	–	–	–	–	–	–	–			–	–	–	–	–	–	–	3.17	–	–	–
Tucson	"	Lv		7.22	–	10.12	2.01	3.30	5.10	7.30	8.26	–		9.25	–	–	11.53	–	–	–	4.06	★4.44	★5.31	–
Phoenix	(MST)	Lv		8.20	9.49	–	2.59	–	★6.28	8.28	–	9.13		–	9.28	10★40	12★51	–	2.14	1.54	★5.04	–	–	5.46
San Diego	(PST)	Ar		–	–	11.40	–	4.58	–	9.38	–	–		10.53	–	–	2.01	–	–	–	–	6.12	–	–
Los Angeles	(PST)	Ar		9.43	11.12	12.45	4.22	6.03	7.51	10.43	10.26	9.36		11.58	10.51	12.03	3.06	8.00	3.37	3.17	6.27	7.17	7.31	7.09
San Francisco	(PST)	Ar	U1.23	U2.05	T5.00	T7.50	T8.50	U1035	T2.10	W1255	T1230		W2.35	T1.35	T3.30	U6.05	U1035	U7.05	U6.05	U9.10	W1005	W1005	T9.45
T—TWA; U—UAL; W—WAL			am	am	am	am	am	am	pm	pm	pm	pm	pm	pm	pm	pm	am	pm	pm	pm	pm	pm	pm

Cargo Only

EVERY DAY IS DEPARTURE DAY

VIA *Flagship*

SUNDAYS from - - - - - NEW YORK
MONDAYS from - - - - - CHICAGO
TUESDAYS from - - NEW YORK and BOSTON
WEDNESDAYS from - NEW YORK and WASHINGTON

EXPLANATION OF REFERENCE MARKS ON PAGE 17

The Southern Route

Complete EASTBOUND TRANSCONTINENTAL Schedules

TABLE 1A
EASTBOUND
ALL FLIGHTS DAILY UNLESS OTHERWISE INDICATED

			108	276	The Sun Country Special 2	The Plainsman 6	312	110	104	102	4	The Mercury ◉ 410	12	10	84	204	112	202	278	90	82-66	The Southerner 8	Except Mon. 802
			am	am	am	am		am	am	pm	pm	pm	pm	pm	pm	pm	pm	pm	pm	pm	pm	pm	am
San Francisco (T—TWA; U—UAL; W—WAL)	(PST)	Lv	U3.30	U3.30	U3.30	U8.00		T8.30	W1100	W1215	U1.00	U2.00	W2.30	W3.15	U5.00	U5.00	U6.00	U6.00	W9.00	U1000	U1000	W1045	U3.30
Los Angeles	(PST)	Lv	★6.15	★7.00	★7.15	10★30		11.10	1.45	2.45	★4.00	★4.45	5.05	6.05	★7.25	7.45	8.50	9.05	12.01	12.35	12.55	1.50	7.40
San Diego	(PST)	Lv	–	–	★8.24	–		12★17	–	3.52	–	–	★6.12	★7.12	–	–	–	10.12	1.08	–	–	–	–
Phoenix	(MST)	Lv	9.42	10.27	11.33	–		3.26	–	★7.01	–	–	–	10.21	–	11.12	12.17	–	–	4.03	4.23	5.17	11.07
Tucson	"	Lv	–	–	★12.30	2.32		4.23	★5.47	–	8.02	–	9.49	–	11.27	–	–	1.49	4.45	5.00	5.20	–	–
Douglas	"	Lv	–		–	–		5.08	–	–	–	–	–	–	–	–	–	–	–	–	–	–	–
El Paso	"	Ar	11.55	12.40	2.09	4.11		6.29	7.26	9.14	9.41	–	11.28	12.34	1.06	1.25	2.30	3.28	6.24	6.39	6.59	7.30	1.20
El Paso	(MST)	Lv	12★07	12★50	2.21	★4.23		★6.41	7.38	9.26	9.53	–	11.40	12.46	1.18	1.36	2.42	★3.40	★6.34		★7.11	★7.42	1.32
Big Spring	(CST)	Lv	–	–	5.17	–		9.37	–	–	–	–	–	–	–	–	–	–	–		–	–	–
Abilene	"	Lv	–	–	6.15	–		–	–	–	–	–	–	–	–	–	–	–	–		–	–	–
Ft. Worth	"	Ar	–	–	7.13	8.52		11.10	11.40	1.28	1.55	–	–	5.16	–	–	6.44	–	–		11.13	–	5.34
Ft. Worth	"	Lv	–	–	7.33	9.07			11.55	1.43	2.10	–	–	5.30	–	–		–	–		11.25	–	5.49
Dallas	"	Ar	4.19	–	7.53	9.27			12.15	2.03	–	12.35	3.52	5.50	5.30	–		–	–		11.45	11.54	6.09
Dallas	"	Lv	4.34	–	♂8.05	9.39			12.27	2.15	–	12.55	4.07	★6.02	★5.45	–		–	–		11★57	12★09	6.24
Oklahoma City	"	Ar	–	6.00	–	–			–	–	–	–	–	–	–	6.46		8.18	–		–	–	–
Oklahoma City	"	Lv	–	★6.15	–	–			–	–	–	–	–	–	–	7.01		8.33	–		–	–	–
Tulsa	"	Ar	–		–	–			–	–	–	–	–	–	–	7.51		9.23	12.17		–	–	–
Tulsa	"	Lv	–		–	–			–	–	–	–	–	–	–	★8.01		★9.33	12★32		–	–	–
Texarkana	"	Lv	–		9.23	–			–	–	–	–	–	–	–	–		–			–	–	–
Little Rock	"	Lv	–		10.31	–			–	–	–	–	–	8.08	–	–		–			–	2.15	–
Memphis	"	Ar	7.06		11.29	12.11			–	4.47	–	–	6.39	9.06	8.17	–		–			2.29	3.13	8.56
Memphis	"	Lv	★7.18	Via	11.41	12.23	12.40		–	4.59	–	–	★6.51	9.18	8.29	–		–	Via		2.41	3.25	9.08
Nashville	"	Ar	8.38		1.01	–	2.00		4.04	6.19	5.57	–	8.11	10.38	9.49	11.17		1.16			4.01	4.45	10.28
Nashville	"	Lv	8.53	Chi-	1.16	–			★4.19	★6.34	★6.12	–	8.26	10.53		11★29		1.28	Chi-		★4.16	★5.00	10.40
Knoxville	(CST)	Lv	10.07		–	–			–	–	–	–	9.40	12★07		–		–			–	–	–
Kingsport / Johnson City / Bristol (Tri-City)	(EST)	Lv	–	cago	–	–			–	–	–	–	–	2.02		–		–	cago		Via Cincinnati	–	–
Roanoke	"	Lv	–		–	–			–	–	–	–	–	3.09		–		–			–	–	–
Lynchburg	"	Lv	–		–	–			–	–	–	–	–	3.37		–		–			–	–	–
Washington	"	Ar	1.42		5.38	6.18			8.41	10.56	10.34	7.20	1.15	4.42		3.51		5.50			10.37	9.22	3.02
Washington	"	Lv	1.54		★5.53	6.33			8.56	11.08	10.49	★7.40	1.27	4.57		4.03		★6.02			10.49	9.35	3.14
Baltimore	"	Lv	–		–	★7.04			–	11★39	–	–	★1.58	★5.28		–		–			11.20	–	–
Philadelphia	"	Ar	–		6.48	–			–	–	–	–	–	6.07		–		–			–	–	–
Philadelphia	"	Lv	–		6.58	–			–	–	–	–	–	6.12		–		–			–	–	–
Newark	"	Ar	–		–	–			–	–	–	–	–	–		5.24		–			–	–	4.35
New York	(EST)	Ar	3.22	4.19	7.42	8.18			10.24	12.53	12.17	8.55	3.12	6.56		5.52		7.30	10.45		12.34	11.03	5.08
New York	(EST)	Lv	★7.15	★7.15	9.00	9.00			11.00	3.00	12★55	10.00	4.00	8.00		★7.00		8.00	1.30		1.30	1.30	
Newark	"	Lv	–	–	–	–			–	–	–	–	–	–		–		–	–		–	–	
Bridgeport	"	Ar	♂8.29	♂8.29	–	–			–	–	–	–	–	–		–		–	–		–	–	
Hartford	"	Ar	8.02	8.02	–	–			11.47	–	1.42	–	♂4.42	–		7.47		–	–		–	–	
Springfield-Westfield	"	Ar	8.28	8.28	–	–			–	–	–	–	–	–		–		–	–		–	–	
Providence	"	Ar	–	–	–	–			–	–	–	–	♂4.56	–		–		–	–		–	–	
Boston	(EST)	Ar	9.20	9.20	10.15	10.15			12.36	4.15	2.31	11.15	5.15	9.15		8.36		9.15	2.45		2.45	2.45	
			am	am	am	am	am	pm	pm	pm	pm	am	pm	pm	am	pm	am	pm	am	am	am	am	am

Cargo Only

TO EUROPE

THURSDAYS from - - - - - NEW YORK
FRIDAYS from - NEW YORK, WASHINGTON and PHILADELPHIA
SATURDAYS from - - - - - NEW YORK



Complete *Transatlantic* Schedules on pages 20 and 21

PASSENGER FARES ON PAGE 23

EVERY HOUR ON THE HOUR

BOSTON - NEW YORK

EVERY HOUR ON THE HOUR

TABLE 2
ALL FLIGHTS DAILY

			245	Early Bird 37	301	33	243	35	103	39	5	69	43	45	49	307	31
			am	am	am	am	am	am	am	am	am	pm	pm	pm	pm	pm	pm
Boston (EST)		Lv	★5.25	7.00	★8.00	9.00	9.50	10.00	10.15	11.00	★12.00	1.00	1.40	2.00	2.45	3.00	4.00
Providence	"	Ar	–	7.29	–	9.29	–	–	–	–	–	1.29	–	–	3.14	–	–
Providence	"	Lv	–	★7.34	–	9.34	–	–	–	–	–	★1.34	–	–	3.19	–	–
Springf'ld-Westf'ld	"	Ar	–	–	–	–	–	–	–	–	–	–	–	–	–	–	–
Springf'ld-Westf'ld	"	Lv	–	–	–	–	–	–	–	–	–	–	–	–	–	–	–
Hartford	"	Ar	–	8.08	–	–	10.39	–	–	–	–	–	2.29	–	–	–	–
Hartford	"	Lv	–	8.13	–	–	10.44	–	–	–	–	–	2.34	–	–	–	–
Bridgeport	"	Ar	–	–	–	–	–	–	–	–	–	–	3.01	–	–	–	–
Bridgeport	"	Lv	–	–	–	–	–	–	–	–	–	–	3.06	–	–	–	–
Newark	"	Ar	–	–	9.26	–	–	–	–	–	–	–	–	–	–	4.26	–
New York (EST)		Ar	6.45	8.58	.....	10.45	11.29	11.20	11.35	12.20	1.20	2.45	3.34	3.20	4.30	.....	5.20
			am	am	am	am	am	am	am	pm	pm	pm	pm	pm	pm	pm	pm

TABLE 2
ALL FLIGHTS DAILY

			137	133	149	135	231	41	139	233	141	143	145	131	147	241
			pm	pm	pm	pm	pm	pm	pm	pm	pm	pm	pm	pm	pm	am
Boston (EST)		Lv	.....	5.00	.....	★6.00	★7.00	★7.05	8.00	8.10	8.30	9.00	10.00	10.15	11.00	12.01
Providence	"	Ar	.....	–	.....	–	–	–	–	8.39	–	–	–	–	–	–
Providence	"	Lv	.....	–	5.30	–	–	–	–	8.49	–	–	–	–	–	–
Springf'ld-Westf'ld	"	Ar	.....	–	–	–	–	7.55	–	–	–	–	–	–	–	–
Springf'ld-Westf'ld	"	Lv	.....	–	–	–	–	8.00	–	–	–	–	–	–	–	–
Hartford	"	Ar	.....	–	–	–	–	8.22	–	–	9.19	–	–	11.04	–	–
Hartford	"	Lv	5.05	–	–	–	–	8.30	–	–	9.27	–	–	11.09	–	–
Bridgeport	"	Ar	–	–	–	–	–	–	–	–	–	–	–	–	–	–
Bridgeport	"	Lv	–	–	–	–	–	–	–	–	–	–	–	–	–	–
Newark	"	Ar	–	–	–	–	–	–	9.26	–	–	–	–	–	–	–
New York (EST)		Ar	5.50	6.20	6.41	7.20	8.20	9.15	.....	10.00	10.12	10.20	11.20	11.54	12.20	1.21
			pm	pm	pm	pm	pm	pm	pm	pm	pm	pm	pm	pm	am	am

EVERY HOUR ON THE HOUR

NEW YORK - BOSTON

EVERY HOUR ON THE HOUR

TABLE 2A
ALL FLIGHTS DAILY

			Early Bird 234	30	34	36	38	40	32	42	44	46	130	48	302	134	240
			am	am	am	am	am	am	am	am	am	pm	pm	pm	pm	pm	pm
New York (EST)		Lv	.....	★7.15	8.00	★8.10	9.00	9.15	10.00	11.00	★12.00	★12.45	★12.55	★1.00	.....	3.00	3.50
Newark	"	Lv	★7.00	–	–	–	–	–	–	–	–	–	–	–	2.00	–	–
Bridgeport	"	Ar	–	–	8.29	–	–	–	–	–	–	–	–	–	–	–	–
Bridgeport	"	Lv	–	–	★8.34	–	–	–	–	–	–	–	–	–	–	–	–
Hartford	"	Ar	–	8.02	–	–	–	–	–	11.47	–	–	1.42	–	–	–	–
Hartford	"	Lv	–	8.07	–	–	–	–	–	11.52	–	–	1.47	–	–	–	–
Springf'ld-Westf'ld	"	Ar	–	8.28	–	–	–	–	–	–	–	–	–	–	–	–	–
Springf'ld-Westf'ld	"	Lv	–	8.33	–	–	–	–	–	–	–	–	–	–	–	–	–
Providence	"	Ar	–	–	–	9.16	–	–	–	–	–	1.51	–	–	–	–	4.56
Providence	"	Lv	–	–	–	9.21	–	–	–	–	–	1.56	–	–	–	–	.....
Boston (EST)		Ar	8.24	9.20	9.39	9.48	10.15	10.30	11.15	12.36	1.15	2.23	2.31	2.15	3.24	4.15	.....
			am	am	am	am	am	am	am	pm	pm	pm	pm	pm	pm	pm	pm

TABLE 2A
ALL FLIGHTS DAILY

			242	136	132	306	140	142	230	146	308	148	236	232	238	144
			pm	pm	pm	pm	pm	pm	pm	pm	pm	pm	pm	pm	am	am
New York (EST)		Lv	3.55	4.00	★5.00	.....	★6.00	★6.10	★7.00	8.00	8.30	9.00	10.00	11.00	1.30	3.40
Newark	"	Lv	–	–	–	★5.30	–	–	–	–	–	–	–	–	–	–
Bridgeport	"	Ar	–	–	–	–	–	–	–	–	–	–	–	–	–	–
Bridgeport	"	Lv	–	–	–	–	–	–	–	–	–	–	–	–	–	–
Hartford	"	Ar	4.42	–	5.47	–	–	–	7.47	–	–	–	–	11.47	–	–
Hartford	"	Lv	.....	–	5.52	–	–	–	7.52	–	–	–	–	11.52	–	–
Springf'ld-Westf'ld	"	Ar	.....	–	–	–	–	–	–	–	–	–	–	–	–	–
Springf'ld-Westf'ld	"	Lv	.....	–	–	–	–	–	–	–	–	–	–	–	–	–
Providence	"	Ar	.....	–	–	–	–	7.16	–	–	–	10.06	–	12.23	–	–
Providence	"	Lv	.....	–	–	–	–	7.21	–	–	–	10.11	–	12.28	–	–
Boston (EST)		Ar	.....	5.15	6.36	6.54	7.15	7.48	8.36	9.15	9.45	10.38	11.15	12.55	2.45	4.55
			pm	pm	pm	pm	pm	pm	pm	pm	pm	pm	pm	am	am	am

AMERICAN AIRLINES SYSTEM
THE NATIONAL AND INTERNATIONAL ROUTE OF THE FLAGSHIPS

EXPLANATION OF REFERENCE MARKS ON PAGE 17

BOSTON - WASHINGTON

TABLE 3
ALL FLIGHTS DAILY

			245-161	1	301	33	305	35	103	39-67	5	69
			am	am	am	am	am	am	am	am	am	pm
Boston (EST)		Lv	★5.25	.....	★8.00	9.00	.....	10.00	10.15	11.00	★12.00	1.00
Providence	"	Lv	–	.....	–	9.34	.....	–	–	–	–	★1.34
Springfield-Westfield	"	Lv	–	.....	–	–	.....	–	–	–	–	–
Hartford	"	Lv	–	.....	–	–	.....	–	–	–	–	–
Bridgeport	"	Lv	–	.....	–	–	.....	–	–	–	–	–
Newark	"	Ar	–		9.26	–	.....	–	–	–	–	–
New York (EST)		Ar	6.45	↷	–	10.45	.....	11.20	11.35	12.20	1.20	2.45
New York (EST)		Lv	7.00	★7.05	–	↷	★11.40	↶	★11.55	★12.35	1.50	3.05
Newark	"	Lv	–	–	9.40	.....	–	.....	–	–	–	–
Philadelphia	"	Ar	★7.50	–	–	.....	–	.....	–	–	2.40	–
Baltimore	"	Ar	–	8.30	–	.....	–	.....	–	2.00	3.29	–
Washington (EST)		Ar	8.55	8.59	11.09	.....	1.15	.....	1.30	2.29	3.58	4.40
			am	am	am	am	pm	am	pm	pm	pm	pm

TABLE 3
ALL FLIGHTS DAILY

			45-203	49-7	307	31-9	133-11	135-EAL 97	◉ 231-407	41-3	141	143-105	147-201
			pm	pm	pm	pm	pm	pm	pm	pm	pm	pm	pm
Boston (EST)		Lv	2.00	2.45	3.00	4.00	5.00	★6.00	★7.00	★7.05	8.30	9.00	11.00
Providence	"	Lv	–	3.19	–	–	♂5.30	–	–	–	♂8.49	–	–
Springfield-Westfield	"	Lv	–	–	–	–	–	–	–	8.00	–	–	–
Hartford	"	Lv	–	–	–	–	♂5.05	–	–	8.30	9.27	–	♂11.09
Bridgeport	"	Lv	–	–	–	–	–	–	–	–	–	–	–
Newark	"	Ar	–	–	4.26	–	–	–	–	–	–	–	–
New York (EST)		Ar	3.20	4.30	–	5.20	6.20	7.20	8.20	9.15	10.12	10.20	12.20
New York (EST)		Lv	3.35	5.20	–	6.10	★7.10	8.00	8.35	10.05	↷	11.15	12.35
Newark	"	Lv	–	–	4.40	★6.35	–	–	–	–	.....	–	–
Philadelphia	"	Ar	–	–	–	–	8.00	–	–	–	.....	–	–
Baltimore	"	Ar	–	–	–	–	8.54	–	–	–	.....	12.40	–
Washington (EST)		Ar	5.10	6.55	6.09	8.04	9.28	9.29	9.55	11.40	.....	1.14	2.10
			pm	pm	pm	pm	pm	pm	pm	pm	pm	am	am

WASHINGTON - BOSTON

TABLE 3A
ALL FLIGHTS DAILY

			2-36	6-38	◉ 410-32	104-42	304	4-130	102-134	302	160-240	12-136
			am	am	am	am	am	am	am	pm	pm	pm
Washington (EST)		Lv	★5.53	6.33	★7.40	8.56	9.00	10.49	11.08	★12.20	★1.12	1.27
Baltimore	"	Lv	–	★7.04	–	–	–	–	★11.39	–	–	★1.58
Philadelphia	"	Lv	6.58	–	–	–	–	–	–	–	2.12	–
Newark	"	Ar	–	–	–	–	–	–	–	1.41	–	–
New York (EST)		Ar	7.42	8.18	8.55	10.24	10.28	12.17	12.53	–	2.56	3.12
New York (EST)		Lv	★8.10	9.00	10.00	↷	11.00	★12.55	3.00	–	3.50	4.00
Newark	"	Lv	–	–	–	.....	–	–	–	2.00	–	–
Bridgeport	"	Ar	–	–	–	.....	–	–	–	–	–	–
Hartford	"	Ar	–	–	–	.....	11.47	1.42	♂4.42	–	♂4.42	♂4.42
Springfield-Westfield	"	Ar	–	–	–	.....	–	–	–	–	–	–
Providence	"	Ar	9.16	–	–	.....	–	♂1.51	♂4.56	–	4.56	♂4.56
Boston (EST)		Ar	9.48	10.15	11.15	.....	12.36	2.31	4.15	3.24	.....	5.15
			am	am	am	am	pm	pm	pm	pm	pm	pm

TABLE 3A
ALL FLIGHTS DAILY

			306	204-230	10	202-146	308	148	8	66-238	EAL 22-144	108-30
			pm	pm	pm	pm	pm	pm	pm	pm	pm	am
Washington (EST)		Lv	3.45	4.03	4.57	★6.02	★6.30	.....	9.35	10.49	11.50	1.54
Baltimore	"	Lv	–	–	★5.28	–	–	.....	–	11.20	–	–
Philadelphia	"	Lv	–	–	6.12	–	–	.....	–	–	–	–
Newark	"	Ar	5.06	5.24	–	–	–	.....	–	–	–	–
New York (EST)		Ar	–	5.52	6.56	7.30	7.58	↷	11.03	12.34	1.19	3.22
New York (EST)		Lv	–	★7.00	↷	8.00	8.30	9.00	↷	1.30	3.40	★7.15
Newark	"	Lv	★5.30	–	.....	–	–	–	.....	–	–	–
Bridgeport	"	Ar	–	–	.....	–	–	–	.....	–	–	–
Hartford	"	Ar	–	7.47	.....	–	–	–	.....	–	–	8.02
Springfield-Westfield	"	Ar	–	–	.....	–	–	–	.....	–	–	8.28
Providence	"	Ar	–	–	.....	–	–	10.06	.....	–	–	–
Boston (EST)		Ar	6.54	8.36	.....	9.15	9.45	10.38	.....	2.45	4.55	9.20
			pm	pm	pm	pm	pm	pm	pm	am	am	am

PASSENGER FARES ON PAGE 23

AMERICAN AIRLINES SYSTEM
THE NATIONAL AND INTERNATIONAL ROUTE OF THE FLAGSHIPS

NEW YORK - NEWARK *and* WASHINGTON *to* NORFOLK

TABLE 4 ALL FLIGHTS DAILY UNLESS OTHERWISE INDICATED		101	303	The West Virginian 161	The Sun Country Special 1	301	305	103	The Postmaster 67	The Plainsman 5	The President 69
		am	am	am	am	am	am	am	pm	pm	pm
New York.....(EST)	Lv	*6.05	.....	7.00	*7.05	.....	*11.40	*11.55	*12.35	1.50	3.05
Newark..... "	Lv	–	*7.10	–	–	9.40	–	–	–	–	–
Philadelphia..... "	Ar	–	–	7.50	–	–	–	–	–	2.40	–
Philadelphia..... "	Lv	–	–	*7.55	–	–	–	–	–	2.45	–
Baltimore..... "	Ar	–	–	–	8.30	–	–	–	2.00	3.29	–
Baltimore..... "	Lv	–	–	–	8.35	–	–	–	2.05	3.34	–
Washington.....(EST)	Ar	7.40	8.39	8.55	8.59	11.09	1.15	1.30	2.29	3.58	4.40
Norfolk (Via PCA).....(EST)	Ar	10.10	10.10	10.10	10.10	12.30	3.33	3.33	5.00	5.33	8.00
		am	am	am	am	pm	pm	pm	pm	pm	pm

TABLE 4 ALL FLIGHTS DAILY UNLESS OTHERWISE INDICATED		203	307	7	9	11	The Mercury ◉ 407	The Southerner 3	105	201	Ex. Mon. 801
		pm	pm	pm	pm	pm	pm	pm	pm	am	am
New York.....(EST)	Lv	3.35	.....	5.20	6.10	*7.10	8.35	10.05	11.15	12.35	*1.35*
Newark..... "	Lv	–	4.40	–	*6.35	–	–	–	–	–	*2.00*
Philadelphia..... "	Ar	–	–	–	–	8.00	–	–	–	–	–
Philadelphia..... "	Lv	–	–	–	–	8.10	–	–	–	–	Cargo
Baltimore..... "	Ar	–	–	–	–	8.54	–	–	12.40	–	Only
Baltimore..... "	Lv	-	–	–	–	9.04	–	–	12.50	–	–
Washington.....(EST)	Ar	5.10	6.09	6.55	8.04	9.28	9.55	11.40	1.14	2.10	*3.34*
Norfolk (Via PCA).....(EST)	Ar	8.00	8.00	11.20	11.20	11.20	12.50	.....	.....	7.50	
		pm	pm	pm	pm	pm	am	pm	am	am	am

NORFOLK *and* WASHINGTON *to* NEWARK - NEW YORK

TABLE 4A ALL FLIGHTS DAILY UNLESS OTHERWISE INDICATED		The Sun Country Special 2	The Plainsman 6	The Mercury ◉ 410	104	304	4	102	302	The West Virginian 160	12	306
		am	am	am	am	am	am	am	am	am	am	pm
Norfolk (Via PCA).....(EST)	Lv	.....	.....	.....	.....	.....	8.05	8.05	10.25	10.25	10.25	1.05
Washington.....(EST)	Lv	*5.53	6.33	*7.40	8.56	9.00	10.49	11.08	*12.20	*1.12	1.27	3.45
Baltimore..... "	Ar	–	6.59		–	–	–	11.34	–	–	1.53	–
Baltimore..... "	Lv	–	*7.04		–	–	–	*11.39	–	–	* 1.58	–
Philadelphia..... "	Ar	6.48	–		–	–	–	–	–	2.07	–	–
Philadelphia..... "	Lv	6.58	–		–	–	–	–	–	2.12	–	–
Newark..... "	Ar	–	–	Eff. March 22	–	–	–	–	1.41	–	–	5.06
New York.....(EST)	Ar	7.42	8.18	8.55	10.24	10.28	12.17	12.53	.....	2.56	3.12	
		am	am	am	am	am	pm	pm	pm	pm	pm	pm

TABLE 4A ALL FLIGHTS DAILY UNLESS OTHERWISE INDICATED		204	10	202	308	The Postmaster 64	The Southerner 8	The President 66	108	Ex. Tue. 802
		pm	pm	pm	pm	pm	pm	pm	pm	am
Norfolk (Via PCA).....(EST)	Lv	1.05	3.30	4.25	4.25	6.10	6.10	6.10	11.40	
Washington.....(EST)	Lv	4.03	4.57	*6.02	*6.30	8.46	9.35	10.49	1.54	*3.14*
Baltimore..... "	Ar	–	5.23	–	–	–	–	11.15	–	–
Baltimore..... "	Lv	–	*5.28	–	–	–	–	11.20	–	Cargo
Philadelphia..... "	Ar	–	6.07	–	–	–	–	–	–	Only
Philadelphia..... "	Lv	–	6.12	–	–	–	–	–	–	–
Newark..... "	Ar	5.24	–	–	–	10.07	–	–	–	*4.35*
New York.....(EST)	Ar	5.52	6.56	7.30	7.58	.....	11.03	12.34	3.22	*5.08*
		pm	pm	pm	pm	pm	pm	am	am	am

AMERICAN AIRLINES SYSTEM
THE NATIONAL AND INTERNATIONAL ROUTE OF THE FLAGSHIPS

EXPLANATION OF REFERENCE MARKS ON PAGE 17

4-Engine Flagships

Travel Time Greatly Reduced—NO EXTRA FARE!

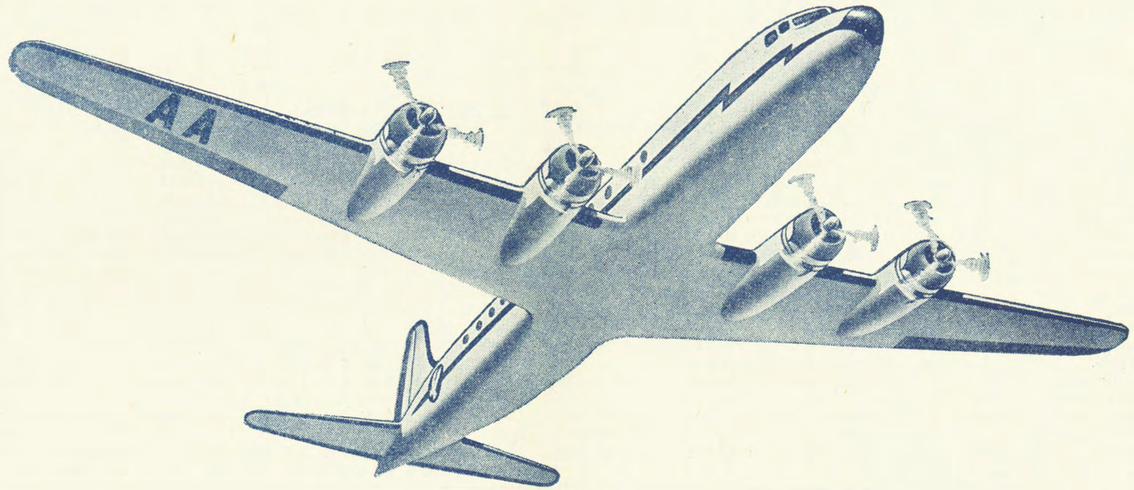

• You'll save more time and ride in greater comfort in American's new DC-4 Flagships. American Airlines continues to expand its four-engine Flagship service with these swift, luxurious transports—the most thoroughly tested and proved type of transport *ever* placed in service by an airline. Coast to coast travel time is reduced four to six hours—and flying time on other schedules is also drastically cut by the higher speed of the DC-4.

Every month of 1946 will see more swift and convenient four-engine schedules to and from the cities served directly by American Airlines System.

Now Scheduled Between

- **LOS ANGELES • DALLAS • WASHINGTON • NEW YORK**
- **CHICAGO • NEW YORK**

AMERICAN AIRLINES *System*
THE NATIONAL AND INTERNATIONAL ROUTE OF THE FLAGSHIPS

BOSTON *and* NEW YORK - BUFFALO - CLEVELAND - DETROIT - CHICAGO

FOR COMPLETE BOSTON - NEW YORK SCHEDULES, SEE TABLE 2

TABLE 5 — Westbound
ALL FLIGHTS DAILY UNLESS OTHERWISE INDICATED

					245		37		33		103			39	5	45	307	49		231	41		143	147	241	
			am	am	am	am	am	pm	am	am	am	pm	pm	am	am	pm	pm	pm	pm	pm	pm	pm	pm	pm	am	am
Boston	(EST)	Lv			5 ★25		7.00		9.00		10.15			11.00	12 ★00	2.00	3.00	2.45		★7.00	★7.05		9.00	11.00	12.01	
Providence	"	Lv			–		★7.34		9.34		–			–	–	–	–	3.19		–	–		◊8.49	–	–	
Springf'd-Westf'd	"	Lv			–		–		–		–			–	–	–	–	–		–	8.00		–	–	–	
Hartford	"	Lv			–		8.13		–		◊10.44			–	–	◊2.34	–	–		–	8.30		◊9.27	◊1109	–	
Bridgeport	"	Lv			–		–		–		–			–	–	◊3.06	–	–		–	–		–	–	–	
Newark	"	Ar			–		–		–		–			–	–	–	4.26	–		–	–		–	–	–	
New York	(EST)	Ar			6.45		8.58		10.45		11.35			12.20	1.20	3.20		4.30		8.20	9.15		10.20	12.20	1.21	

			71	The Niagara ◉ 21	15	97	117	129	83	◉ 17	The Chicagoan 23	99	125	95	123	119	25	277	The Arrow ◉ 19	121	55	279	27	♥ 815	The Night Owl 29	▲ 815	
New York	(EST)	Lv		7.10	8 ★00	★8.25	9.15		11 ★20	12 ★00	12 ★10			1.30	2.20	★4.10	4.50	★4.55	5 ★00	8.40	9.30	9.45	10.40	12.35	1.40	1235	Cargo Only
Newark	"	Lv		★7.35	–	–	–		–	–	–			–	–	–	★5.15	–	–	–	–	–	–	1.00	–	1.05	
Syracuse	"	Ar		–	–	10.06	–		1.01	–	–			3.11	–	–	–	–	–	–	11.11	–	–	–	–	–	
Syracuse	"	Lv		–	–	10.14	–		1.09	–	–			3.19	–	–	–	–	–	–	11.19	–	–	–	–	–	
Rochester	"	Ar		–	–	10.51	–		1.46	–	–			3.56	–	–	–	–	–	–	11.56	–	–	–	–	–	
Rochester	"	Lv		–	–	10.59	–		1.54	–	–			4.04	–	–	–	–	–	–	12.04	–	–	–	–	–	
Buffalo	"	Ar		9.49	–	11.30	11.31		2.25	–	2.26			4.35	4.36	–	7.29	–	–	10.56	12.35	–	12.56	3.14	3.56	3.19	
Buffalo	"	Lv		9.59	–	11.51	11 ★41		2.46	–	2.36	2.40		4.56	4.46	–	7.39	–	–	11.06		–	1.11	3.24	4.06	3.34	
Toronto	"	Ar		–	–	12.29	–		–	–	–	3.18		5.34	–	–	–	–	–	–		–	–	–	–	–	
Erie	"	Ar		–	–		–		3.34	–	–			–	–	–	–	–	–	–		–	–	–	–	–	
Erie	"	Lv		–	–		–		3.39	–	–			–	–	–	–	–	–	–		–	–	–	–	–	
Cleveland	"	Ar		–	–		–		4.25	–	–			–	–	–	–	–	–	–		–	–	–	–	–	
Windsor	"	Lv		–	–		–	3.01		–	–			–	–	–	–	–	–	–		–	–	–	–	–	
Detroit	"	Ar		11.43	–		1.25	3.13		–	4.20			6.30	7.50	9.23	8.35	–	12.50		–	2.55	5.08	5.50	5.18	
Detroit	"	Lv	7 ★00	11 ★55	–		1.37	3.25		–	4.32		4.45		★6.42	8.02	9.35	8.47	–	1.02		–	3.10	5.20	6.02	5.38	
Battle Creek	(EST)	Ar	–	–	–		–	–		–	–		5 ★41		–	–	–	–	–	–		–	–	–	–	–	
South Bend	(CST)	Ar	–	12.16	–		–	–		–	–		–		–	8.23	–	–	–	–		–	–	–	–	–	
South Bend	"	Lv	–	12.21	–		–	–		–	–		–		–	8.28	–	–	–	–		–	–	–	–	–	
Chicago	(CST)	Ar	7.54	1.02	11.00		2.31	4.19		3.00	5.26		5.54		7.36	9.09	10.29	9.41	8.00	1.56		1.55	4.04	6.14	6.56	3.32	
			am	pm	am	pm	pm	pm	pm	pm	pm	pm	pm	pm	pm	pm	pm	pm	pm	am	am	am	am	am	am	am	

◉—Douglas DC-4 Flagship

BOSTON, NEW YORK, BUFFALO, DETROIT *and* CHICAGO *to* ST. LOUIS, KANSAS CITY, TULSA *and* OKLAHOMA CITY

TABLE 6
ALL FLIGHTS DAILY

			71	245-21	◉ 15	37-117	◉ 17	103-23	5-123	45-119	25	49-277	◉ 19	231-121	41-279	143-27	241-29
			am	am	am	am	am	am	am	pm	pm	pm	pm	pm	pm	pm	am
Boston	(EST)	Lv		★5.25		★7.00		10.15	★12.00	2.00		2.45		★7.00	★7.05	9.00	12.01
Hartford	"	Lv		–		8.13		◊10.44	–	◊2.34		–		–	8.30	◊9.27	–
New York	(EST)	Ar		6.45		8.58		11.35	1.20	3.20		4.30		8.20	9.15	10.20	1.21
New York	(EST)	Lv		★7.10	★8.00	9.15	★12.00	★12.10	2.20	★4.10	★4.50	★4.55	★5.00	8.40	9.45	10.40	1.40
Buffalo	"	Lv		9.59	–	★11.41	–	2.36	4.46	–	7.39	–	–	11.06	–	1.11	4.06
Detroit	(EST)	Lv	★7.00	★11.55	–	1.37	–	4.32	★6.42	8.02	9.35	8.47	–	1.02	–	3.10	6.02
Chicago	(CST)	Ar	7.54	1.02	11.00	2.31	3.00	5.26	7.36	9.09	10.29	9.41	8.00	1.56	1.55	4.04	6.56
				T W A 139	B N F 33	A A 73	T W A 49	A A 59	T W A 45	A A 277	A A 75		T W A 45	A A 279		T W A 39	A A 71
Chicago	(CST)	Lv	8.15	3.15	12.30	3.10	3.45	★6.45	10.40	10.10	11.00	10.10	10.40	2.25		7.15	8.15
St. Louis	"	Ar	★10.05	–	–	★5.27	–	8.35	–	12.00	12.50	12.00	–	4.15		–	★10.05
Kansas City	"	Ar	–	5.55	3.15	–	6.15	–	1.20	–	–	–	1.20	–		9.55	–
Tulsa	"	Ar	1.10			8.49		11.15		2.40	3.30	2.40		–			1.10
Oklahoma City	(CST)	Ar	2.13			9.52		12.18			4.33			7.37			2.13
				pm	pm	pm	pm	am	am	am	am	am	am	am		am	pm

EXPLANATION OF REFERENCE MARKS ON PAGE 17

CHICAGO - DETROIT - CLEVELAND - BUFFALO - NEW YORK *and* BOSTON

FOR COMPLETE NEW YORK - BOSTON SCHEDULES, SEE TABLE 2A

TABLE 5A—Eastbound
ALL FLIGHTS DAILY UNLESS OTHERWISE INDICATED

			50	The Niagara 20	14	98	116	128	The Eagle ◉ 16	80	96	124	The Manhattan 22	The Executive 118	94	The New Yorker 24	278	◉ 18	114	◉ 274	26	122	120	276	The Night Owl 28
			am	am	am	pm	am	am	am	pm	pm	pm	pm	pm	pm	pm	pm	pm	pm	pm	pm	pm	pm	pm	am
Chicago	(CST)	Lv		★7.00	★7.45		9.15	11 ★40	12 ★00			12 ★45	1.15	3.00		4.15	4 ★55	★5.00	★6.15	9.00	9.35	10.00	11.15	11.20	12.30
South Bend	"	Ar		–	–		9.53	–	–			–	1.53	–		–	–	–	–	–	–	10.38	–	–	–
South Bend	(CST)	Lv		–	–		9.58	–	–			–	★1.58	–		–	–	–	–	–	–	10.43	–	–	–
Battle Creek	(EST)	Lv		–	–		–	–	–			2.56	–	–		–	–	–	–	–	–	–	–	–	–
Detroit	"	Ar		9.37	10.22		12.09	2.17	–			3.58	4.09	5.37		6.52	7.32	–	8.52	–	12.12	12.54	1.52	–	3.07
Detroit	"	Lv		9.49	10.34		12 ★21	2.29	–				4.21	5 ★49		★7.04	7.44	–	9.04	–	12.24		2.04	–	3.19
Windsor	"	Ar		–	–		–	2.42	–				–	–		–	–	–	–	–	–		–	–	–
Cleveland	"	Lv		–	–		–		–	12 ★45			–	–		–	–	–	–	–	–		–	–	–
Erie	"	Ar		–	–		–		–	1.28			–	–		–	–	–	–	–	–		–	–	–
Erie	"	Lv		–	–		–		–	1.33			–	–		–	–	–	–	–	–		–	–	–
Toronto	"	Lv		–	–	1.00	–		–	–	3.50			–	6.30	–	–	–	–	–	–		–	–	–
Buffalo	"	Ar		11.17	12.02	1.35	1.49		–	2.14	4.25		5.49	7.17	7.05	8.32	–	–	10.32	–	1.52		3.32	–	4.47
Buffalo	"	Lv	7.00	11 ★27	12 ★12		⊕1.59		–	2.24	4.45		★5.59	⊕727	⊕7.30	8.42	–	–	10.42	–	2.02		3.42	–	4.59
Rochester	"	Ar	7.28	–	–		–		–	2.52	5.13		–	–	7.58	–	–	–	–	–	–		–	–	–
Rochester	"	Lv	★7.36	–	–		–		–	3.00	5.21		–	–	8.06	–	–	–	–	–	–		–	–	–
Syracuse	"	Ar	8.09	–	–		–		–	3.33	5.54		–	–	8.39	–	–	–	–	–	–		–	–	–
Syracuse	"	Lv	★8.19	–	–		–		–	3.43	★6.04		–	–	8.49	–	–	–	–	–	–		–	–	–
Newark	"	Ar	–	1.09	–		–		–	–	–		–	–	–	10.24	–	–	–	–	–		5.24	–	–
New York	(EST)	Ar	9.45	1.37	1.56		3.43		4.25	5.09	7.30		7.43	9.11	10.15	10.52	10.40	9.25	12.26	1.25	3.46		5.57	4.19	6.43
				32	302	134		132		132	140		146	308	236	232		238	236	238	144			234		30
New York	(EST)	Lv	10.00		3.00		★5.00		★5.00	★6.00		8.00	8.30	10.00	11.00		1.30	10.00	1.30	3.40					★7.15
Newark	"	Lv	–	2.00	–		–		–	–		–	–	–	–		–	–	–	–			★7.00		–
Bridgeport	"	Ar	–	–	–		–		–	–		–	–	–	–		–	–	–	–			–		8.02
Hartford	"	Ar	–	–	◊4.42		5.47		5.47	◊7.47		–	–	–	11.47		–	–	–	–			–		8.28
Springf'd-Westf'd	"	Ar	–	–	–		–		–	–		–	–	–	–		–	◊11.47	–	–			–		–
Providence	"	Ar	–	–	◊4.56		–		–	◊7.16		◊10.06	–	–	12.23		–	◊12.23	–	–			–		9.20
Boston	(EST)	Ar	11.15	3.24	4.15		6.36		6.36	7.15		9.15	9.45	11.15	12.55		2.45	11.15	2.45	4.55			8.24		
			am	pm	pm	pm	pm	pm	pm	pm	pm	pm	pm	pm	am	pm	am	pm	am	am	am	am	am	am	am

◉—Douglas DC-4 Flagship

OKLAHOMA CITY, TULSA, KANSAS CITY, ST. LOUIS *and* CHICAGO *to* DETROIT, BUFFALO, NEW YORK *and* BOSTON

TABLE 6A
ALL FLIGHTS DAILY

			B N F 30	A A 58	T W A 46	T W A 318		T W A 98		B N F 16	A A 70	A A 278-238	A A 278	A A 72		A A 276-30	A A 74	
			am	am	am	am	am	am	pm	am	am	pm	pm	pm	pm	pm	pm	
Oklahoma City	(CST)	Lv		2.02							9.20			2.05		★6.15	6.55	
Tulsa	"	Lv		3.02							10.20	★12.32	★12.32	3.05		–	7.55	
Kansas City	"	Lv	3.05	–	5.20	8.15		9.55		11.50	–	–	–	–		–	–	
St. Louis	"	Lv	–	5.22	–	–		–		–	★1.22	2.52	2.52	★5.49		9.12	10.15	
Chicago	(CST)	Ar	5.30	7.03	7.30	10.35		12.15		2.15	3.27	4.33	4.33	7.30		10.53	11.56	
							◉ 16-132						◉ 18		◉ 274-144			
			20-134	14-134	116-132	128		124	22-308	118-236	24-238			114-238			28-30	
Chicago	(CST)	Lv	★7.00	★7.45	9.15	★11.40	★12.00	★12.45	★1.15	3.00	4.15	★4.55	★5.00	★6.15	9.00	11.20	12.30	
Detroit	(EST)	Ar	9.37	10.22	★12.09	2.17	–	3.58	4.09	★5.37	★6.52	7.32	–	8.52	–	–	3.07	
Buffalo	"	Ar	★11.17	★12.02	⊕1.49		–		★5.49	⊕7.17	8.32	–	–	10.32	–	–	4.47	
New York	(EST)	Ar	1.37	1.56	3.43		4.25		7.43	9.11	10.52	10.40	9.25	12.26	1.25	4.19	6.43	
New York	(EST)	Lv	3.00		★5.00		★5.00		8.30	10.00	1.30		10.00	1.30	3.40	★7.15		
Hartford	"	Ar	–		5.47		5.47		–	◊11.47	–		–	–	–	8.02		
Boston	(EST)	Ar	4.15		6.36		6.36		9.45	11.15	2.45		11.15	2.45	4.55	9.20		
			pm		pm	pm	pm	pm	pm	pm	am		pm	am	am	am		

◉—Douglas DC-4 Flagship

PASSENGER FARES ON PAGE 23

CLEVELAND - AKRON - COLUMBUS - DAYTON - CINCINNATI - LOUISVILLE - NASHVILLE - MEMPHIS

TABLE 7
ALL FLIGHTS DAILY

85	83	81	Read Down			Read Up	80	84	82	312
pm	pm	am					pm	pm	pm	am
*6.30	5.30	7.30	Lv	Cleveland	(EST)	Ar	12.13	3.15	9.45	
–	5.50	7.50	Ar	Akron	"	Lv	–	2.55	9.25	
–	*5.58	*7.58	Lv	Akron	"	Ar	–	2.50	9.17	
7.22	–	8.48	Ar	Columbus	"	Lv	11.27	–	8.33	
7.30	–	8.56	Lv	Columbus	"	Ar	11.19	–	8.25	
8.07	7.19	9.33	Ar	Dayton	"	Lv	10.47	*1.41	7.53	
8.15	7.27	9.41	Lv	Dayton	"	Ar	10.39	1.33	7.45	
8.47	7.59	10.13	Ar	Cincinnati	"	Lv	10.11	1.05	7.17	
8.57	8.20	10.32	Lv	Cincinnati	(EST)	Ar	9.51	12.55	7.07	
8.41	8.04	10.16	Ar	Louisville	(CST)	Lv	8.12	11.16	*5.28	
8.49	8.12	10.24	Lv	Louisville	"	Ar	8.04	11.08	5.20	
9.59	9.22	11.34	Ar	Nashville	"	Lv	*7.00	10.04	4.16	
10.14	9.37	*11.49	Lv	Nashville	"	Ar	◊6.19	9.49	4.01	2.00
11.45	11.08	1.20	Ar	Memphis	(CST)	Lv	◊4.59	8.29	2.41	12.40
pm	pm	pm					am	am	pm	am

SYRACUSE, ROCHESTER, BUFFALO, CLEVELAND, CINCINNATI, MEMPHIS, LOS ANGELES

TABLE 8
ALL FLIGHTS DAILY

85-7	83	81	Read Down			Read Up	4-80	84	82
pm	pm	am					pm	pm	pm
	1.09		Lv	Syracuse	(EST)	Ar	3.33		
	1.54		Lv	Rochester	"	Ar	2.52		
	2.46		Lv	Buffalo	"	Ar	2.14		
	3.39		Lv	Erie	"	Ar	1.28		
	4.25		Ar	Cleveland	"	Lv	*12.45		
*6.30	5.30	7.30	Lv	Cleveland	"	Ar	12.13	3.15	9.45
–	*5.58	*7.58	Lv	Akron	"	Lv	–	2.55	9.25
7.30	–	8.56	Lv	Columbus	"	Lv	11.27	–	8.33
8.15	7.27	9.41	Lv	Dayton	"	Lv	10.47	*1.41	7.53
8.47	7.59	10.13	Ar	Cincinnati	"	Lv	10.11	1.05	7.17
8.57	8.20	10.32	Lv	Cincinnati	(EST)	Ar	9.51	12.55	7.07
8.49	8.12	10.24	Lv	Louisville	(CST)	Lv	8.12	11.16	*5.28
9.59	9.22	11.34	Ar	Nashville	"	Lv	*7.00	10.04	4.16
10.14	9.37	*11.49	Lv	Nashville	"	Ar	5.57	9.49	4.01
11.45	11.08	1.20	Ar	Memphis	"	Lv	◊4.59	8.29	2.41
12.13	11.20	1.32	Lv	Memphis	"	Ar	◊4.47	8.17	2.29
–	2.19	4.31	Ar	Dallas	"	Lv	◊2.15	*5.45	*11.57
3.22	2.51	*5.03	Ar	Ft. Worth	(CST)	Lv	2.10	–	11.25
*6.41	*6.12	7.58	Ar	El Paso	(MST)	Lv	9.53	1.18	*7.11
◊9.15	8.16	10.02	Ar	Tucson	"	Lv	8.02	11.27	5.20
9.18	◊9.18	–	Ar	Phoenix	(MST)	Lv	◊7 *01	◊10.21	4.23
◊10.53	◊10.53	11.40	Ar	San Diego	(PST)	Lv	◊3.52	◊7.12	◊1.08
10.51	10.26	12.45	Ar	Los Angeles	(PST)	Lv	*4.00	*7.25	12.55
am	am	am					pm	pm	am

BUFFALO, CLEVELAND, COLUMBUS, CINCINNATI, KNOXVILLE, ATLANTA

TABLE 9
ALL FLIGHTS DAILY

85	83	81	Read Down			Read Up	80	82
pm	pm	am					pm	pm
	2.46		Lv	Buffalo	(EST)	Ar	2.14	
*6.30	5.30	7.30	Lv	Cleveland	"	Ar	12.13	9.45
–	*5.58	*7.58	Lv	Akron	"	Ar	◊2.50	9.17
7.30	–	8.56	Lv	Columbus	"	Ar	11.19	8.25
8.15	7.27	9.41	Lv	Dayton	"	Ar	10.39	7.45
8.47	7.59	10.13	Ar	Cincinnati	(EST)	Lv	10.11	7.17
61		21		DELTA AIR LINES			20	22
11.52		10.40	Lv	Cincinnati	(EST)	Ar	9.41	4.51
–		11.10	Ar	Knoxville	(CST)	Lv	7.11	2.21
–		11.20	Lv	Knoxville	"	Ar	7.01	2.11
2.16		1.21	Ar	Atlanta	(EST)	Lv	7.00	2.10
am	pm	pm					am	pm

Please

MAKE YOUR FLAGSHIP RESERVATIONS

. . . Early

BOSTON, NEW YORK *and* WASHINGTON *to* DAYTON, LOUISVILLE *and* NASHVILLE

TABLE 10
ALL FLIGHTS DAILY

	69	245-161		65	Read Down			Read Up	160-136		66-238	
pm	pm	am	am	am					pm	am	am	pm
	*1.00	*5.25			Lv	Boston	(EST)	Ar	5.15		2.45	
	3.05	7.00			Lv	New York	"	Ar	2.56		12.34	
	◊2.45	*7.55			Lv	Philadelphia	"	Ar	2.07		–	
	◊3.34	◊8.35			Lv	Baltimore	"	Ar	◊1.53		11.15	
	*4.55	9.10		*7.00	Lv	Washington	"	Ar	*1.00		10.37	
	–	10.35		–	Lv	Elkins	"	Ar	11.52		–	
	8.08	12.28		10.01	Ar	Cincinnati	(EST)	Lv	10.23		8.10	
	85	83	84	81	80				80	81	82	83
	8.57	8.20	1.05	10.32	10.11	Lv	Cincinnati	(EST)	Ar	9.51	10.13	7.07	7.59
	–	–	1.33	–	10.39	Ar	Dayton	"	Lv	–	9.41	–	7.27
	8.41	8.04		10.16		Ar	Louisville	(CST)	Lv	8.12		*5.28	
	9.59	9.22		11.34		Ar	Nashville	(CST)	Lv	*7.00		4.16	
	pm	pm	pm	am	am					am	am	pm	pm

AMERICAN AIRLINES SYSTEM
THE NATIONAL AND INTERNATIONAL ROUTE OF THE FLAGSHIPS

EXPLANATION OF REFERENCE MARKS ON PAGE 17

WASHINGTON - CINCINNATI - INDIANAPOLIS - CHICAGO

TABLE 11
ALL FLIGHTS DAILY

The President 69	The Postmaster 67	The West Virginian 161	The Senator 65	Read Down			Read Up	The West Virginian 160	The Postmaster 64	The President 66	The American 68
pm	pm	am	am					pm	pm	pm	am
*4.55	2.44	9.10	*7.00	Lv	Washington	(EST)	Ar	1.00	8.34	10.37	5.54
–	–	10.25	–	Ar	Elkins	"	Lv	12.02	–	–	–
–	–	10.35	–	Lv	Elkins	"	Ar	11.52	–	–	–
8.08	5.45	12.28	10.01	Ar	Cincinnati	"	Lv	10.23	*6.07	8.10	3.27
8.30	5.55	12.38	10.12	Lv	Cincinnati	(EST)	Ar	10.12	5.57	8.00	3.17
–	5.49	12.32	10.06	Ar	Indianapolis	(CST)	Lv	8.24	4.09	–	1.29
–	*5.57	*12.40	10.14	Lv	Indianapolis	"	Ar	8.16	4.01	–	1.21
9.24	7.08	1.51	11.25	Ar	Chicago	(CST)	Lv	*7.05	2.50	*5.15	12.10
pm	pm	pm	am					am	pm	pm	am

BOSTON *and* NEW YORK *to* CINCINNATI, INDIANAPOLIS *and* CHICAGO

For complete Boston — New York and Washington schedules, see Tables 4 and 4A

TABLE 12
ALL FLIGHTS DAILY

The President 69	The Postmaster 39	The West Virginian 245	The Senator 65	Read Down			Read Up	The West Virginian 136	The Postmaster 64	The President 238	The American 38
pm	am	am	am					pm	pm	am	am
1.00	11.00	*5.25		Lv	Boston	(EST)	Ar	5.15		2.45	10.15
*1.34	–	–		Lv	Providence	"	Ar	◊4.56		–	–
–	–	–		Lv	Sprgf'd-Westf'd	"	Ar	–		–	–
–	◊10.44	–		Lv	Hartford	"	Ar	◊4.42		–	–
–	–	–		Lv	Bridgeport	"	Ar	–		–	–
2.45	12.20	6.45		Ar	New York	(EST)	Lv	4.00		1.30	9.00
	67	161						160		66	68-6
3.05	12 *35	7.00		Lv	New York	(EST)	Ar	2.56		12.34	8.18
–	–	–		Lv	Newark	"	Ar	–	10.07	–	–
–	–	*7.55		Lv	Philadelphia	"	Lv	2.12	–	–	–
–	2.05	◊8.35		Lv	Baltimore	"	Lv	–	–	11.20	*7.04
4.40	2.29	8.55		Ar	Washington	"	Lv	*1.12	8.46	10.49	6.33
*4.55	2.44	9.10	*7.00	Lv	Washington	"	Ar	1.00	8.34	10.37	5.54
–	–	10.35	–	Lv	Elkins	"	Lv	12.02	–	–	–
8.08	5.45	12.28	10.01	Ar	Cincinnati	"	Lv	10.23	*6.07	8.10	3.27
8.30	5.55	12.38	10.12	Lv	Cincinnati	(EST)	Ar	10.12	5.57	8.00	3.17
–	*5.49	*12.32	10.06	Ar	Indianapolis	(CST)	Lv	8.24	4.09	–	1.29
9.24	7.08	1.51	11.25	Ar	Chicago	(CST)	Lv	*7.05	2.50	*5.15	12.10
pm	pm	pm	am					am	pm	pm	am

WASHINGTON - CINCINNATI *and* INDIANAPOLIS *to the* PACIFIC NORTHWEST

TABLE 14
ALL FLIGHTS DAILY

69	67	161	65	Read Down			Read Up	160	64	66	68
pm	pm	am	am					pm	pm	pm	am
*4.55	2.44	9.10	*7.00	Lv	Washington	(EST)	Ar	1.00	8.34	10.37	5.54
–	–	10.35	–	Lv	Elkins	"	Ar	11.52	–	–	–
8.30	5.55	12.38	10.12	Lv	Cincinnati	"	Ar	10.12	*5.57	8.00	3.17
–	*5.57	12 *40	10.14	Lv	Indianapolis	(CST)	Ar	8.16	4.01	–	1.21
9.24	7.08	1.51	11.25	Ar	Chicago	(CST)	Lv	*7.05	2.50	*5.15	12.10
25	85	73	71		NORTHWEST AIRLINES			24	20	80	52
11.00	9.30	5.00	12.55	Lv	Chicago	(CST)	Ar	2.05	1.20	4.15	9.35
–	10.10	–	–	Ar	Milwaukee	"	Lv	–	–	–	–
1.30	12.45	7.30	3.25	Ar	Minneapolis-St. Paul		Lv	11.50	11.05	2.00	7.20
11.30	◊11.05		◊1.35	Ar	Seattle	(PST)	Lv	10.45	◊11.00		
9	49	45	1		UNITED AIR LINES			40	32	26	12
10.00	8.00	5.30	2.00	Lv	Chicago	(CST)	Ar	6.35	11.42	2.41	10.48
–	11.20	8.31	5.32	Ar	Omaha	"	Lv	4.10	◊8.46	12.16	8.23
–	–	◊12.05	8.30	Ar	Denver	(MST)	Lv	11.54	◊4.30	–	4.07
–	–	–	11.58	Ar	Salt Lake City	"	Lv	◊5.54	◊1.28	–	1.02
◊10.54	–	5.44	4.07	Ar	San Francisco	(PST)	Lv	3.30	9.30	◊12.01	7.30
	9.03	◊7.38		Ar	Portland	"	Lv	◊12.00		12.15	
	10.16	◊8.51		Ar	Seattle	(PST)	Lv	◊10.45		11.00	
am	am	am	am					am	pm	pm	am

CHICAGO *and* INDIANAPOLIS *to* KNOXVILLE *and* ATLANTA

TABLE 13
ALL FLIGHTS DAILY

66	64	160	Read Down			Read Up	65	67
pm	pm	am					am	pm
*5.15	2.50	*7.05	Lv	Chicago	(CST)	Ar	11.25	7.08
–	4.09	8.24	Lv	Indianapolis	"	Ar	10.06	*5.49
8.00	5.57	10.12	Ar	Cincinnati	(EST)	Lv	10.12	5.55
61		21		DELTA AIR LINES			20	22
11.52		10.40	Lv	Cincinnati	(EST)	Ar	9.41	4.51
–		11.10	Ar	Knoxville	(CST)	Lv	7.11	2.21
–		11.20	Lv	Knoxville	"	Ar	7.01	2.11
2.16		1.21	Ar	Atlanta	(EST)	Lv	7.00	2.10
am	pm	pm					am	pm

CHICAGO *and* INDIANAPOLIS *to* DAYTON *and* LOUISVILLE

TABLE 15
ALL FLIGHTS DAILY

	66	64	160	Read Down			Read Up	65		69
pm	pm	pm	am					am	pm	pm
	*5.15	2.50	*7.05	Lv	Chicago	(CST)	Ar	11.25		9.24
	–	4.09	8.24	Lv	Indianapolis	"	Ar	10.06		–
	8.00	5.57	10.12	Ar	Cincinnati	(EST)	Lv	10.12		8.30
85	83	82	81					80	82	83
8.57	8.20	7.17	10.32	Lv	Cincinnati	(EST)	Ar	9.51	7.07	7.59
–	–	7.45	–	Ar	Dayton	"	Lv	–	–	7.27
8.41	8.04		10.16	Ar	Louisville	(CST)	Lv	8.12	*5.28	
pm	pm	pm	am					am	pm	pm

AMERICAN AIRLINES SYSTEM
THE NATIONAL AND INTERNATIONAL ROUTE OF THE FLAGSHIPS

AMERICAN AIRLINES SYSTEM MAP

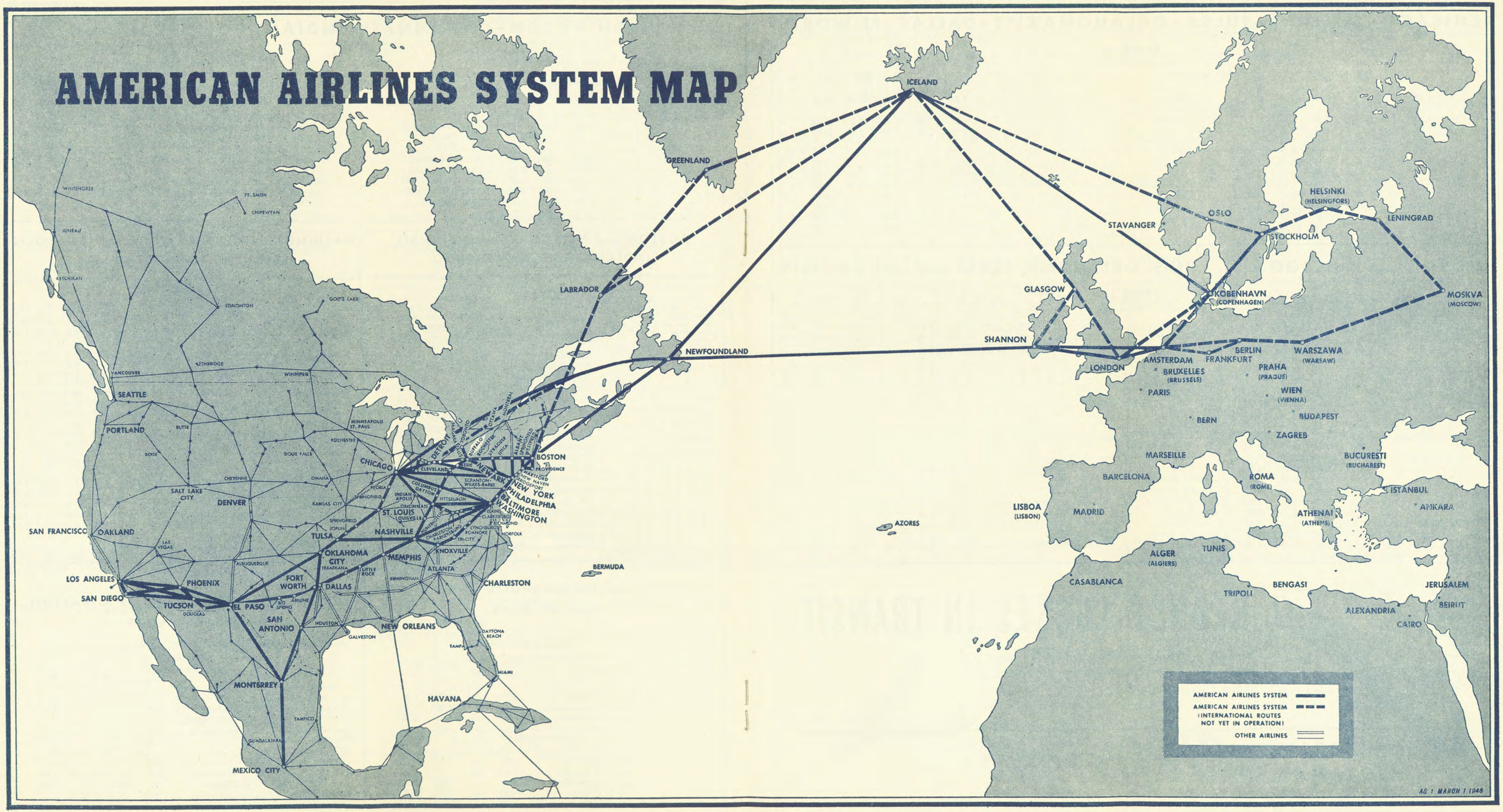

CHICAGO - ST. LOUIS - TULSA - OKLAHOMA CITY - DALLAS - FT. WORTH

TABLE 16
ALL FLIGHTS DAILY

279	75	277	203	59	The Long-horn 73	The Lone Star 71	201	Read Down		Read Up	204	202	The Lone Star 70	278	The Long-horn 72	276	74	58
am	pm	pm	am	pm	pm	am	am				am	am	pm	pm	pm	pm	pm	am
2.25	11.00	10.10	.....	*6.45	3.10	8.15	.....	Lv Chicago	(CST)	Ar	.....	.....	3.27	4.33	7.30	10.53	11.56	7.03
–	–	–	.....	–	4.23	–	.....	Lv Peoria	"	Lv	.....	.....	2.27	–	–	–	–	–
4.15	12.50	12.00	.....	8.35	5.27	10.05	.....	Ar St. Louis	"	Lv	.....	.....	1.22	2.52	*5.49	9.12	10.15	5.22
4.27	1.02	12.12	.....	8.47	*5.39	10.17	.....	Lv St. Louis	"	Ar	.....	.....	1.10	2.40	5.37	9.00	10.03	5.10
–	–	–	.....	–	7.16	–	.....	Lv Springfield	"	Lv	.....	.....	*11.53	–	–	–	–	–
–	–	–	.....	–	8.00	*12.21	.....	Lv Joplin	"	Lv	.....	.....	11.11	–	3.58	–	–	–
–	3.30	2.40	.....	11.15	8.49	1.10	.....	Ar Tulsa	"	Lv	.....	.....	10.20	*12.32	3.05	–	7.55	3.02
–	3.40	.....	12.38	11.25	8.59	1.20	10.07	Lv Tulsa	"	Ar	7.51	9.23	10.10	.....	2.55	–	7.45	2.52
7.37	4.33	.....	1.31	12.18	9.52	2.13	11.00	Ar Oklahoma City	"	Lv	7.01	8.33	9.20	.....	2.05	*6.15	6.55	2.02
.....	4.43	.....	.....	12.28	10.32	2.23	.....	Lv Oklahoma City	"	Ar	.....	.....	9.12	.....	1.57	.....	6.47	1.54
.....	6.01	.....	.....	1.46	11.20	3.41	.....	Ar Dallas	"	Lv	.....	.....	*7.55	.....	*12.40	.....	*5.30	12.37
.....	6.13	.....	.....	1.58	11.32	3.53	.....	Lv Dallas	"	Ar	.....	.....	7.45	.....	12.30	.....	5.20	12.25
.....	6.33	.....	.....	2.18	11.52	4.13	.....	Ar Ft. Worth	(CST)	Lv	.....	.....	7.25	.....	12.10	.....	5.00	12.05
am	am	am	am	am	pm	pm	am				am	am	am	pm	pm	pm	pm	am

DETROIT *and* CHICAGO *to* ST. LOUIS, OKLAHOMA, TEXAS *and* LOS ANGELES

TABLE 17
ALL FLIGHTS DAILY

121-279	25-75-11	277	203	125-59-83	117-73	71-101	201	Read Down		Read Up	108-74-28	276-28	110-58-14	10-70-24	204	202-70-24	278	82-72-26
am	pm	pm	am	pm	pm	am	am				am	am	am	pm	am	pm	pm	am
1.02	9.35	8.47	.....	*4.45	1.37	*7.00	.....	Lv Detroit	(EST)	Ar	3.07	3.07	10.22	6.52	.....	6.52	7.37	12.12
1.56	10.29	9.41	.....	5.54	2.31	7.54	.....	Ar Chicago	(CST)	Lv	12.30	12.30	*7.45	4.15	.....	4.15	*5.00	9.35
2.25	11.00	10.10	.....	*6.45	3.10	8.15	.....	Lv Chicago	"	Ar	11.56	10.53	7.03	3.27	.....	3.27	4.33	7.30
–	–	–	.....	–	4.23	–	.....	Lv Peoria	"	Lv	–	–	–	2.27	.....	2.27	–	–
4.15	12.50	12.00	.....	8.35	5.27	10.05	.....	Ar St. Louis	"	Lv	10.15	9.12	5.22	1.22	.....	1.22	2.52	*5.49
4.27	1.02	12.12	.....	8.47	*5.39	10.17	.....	Lv St. Louis	"	Ar	10.03	9.00	5.10	1.10	.....	1.10	2.40	5.37
–	–	–	.....	–	7.16	–	.....	Lv Springfield	"	Lv	–	–	–	*11.53	.....	*11.53	–	–
–	–	–	.....	–	8.00	*12.21	.....	Lv Joplin	"	Lv	–	–	–	11.11	.....	11.11	–	3.58
–	3.30	2.40	.....	11.15	8.49	1.10	.....	Ar Tulsa	"	Lv	7.55	–	3.02	10.20	.....	10.20	*12.32	3.05
–	3.40	2.50	12.38	11.25	8.59	1.20	10.07	Lv Tulsa	"	Ar	7.45	–	2.52	10.10	7.51	9.23	12.17	2.55
7.37	4.33		1.31	12.18	9.52	2.13	11.00	Ar Oklahoma City	"	Lv	6.55	*6.15	2.02	9.20	7.01	8.33	↑	2.05
*7.47	4.43		1.46	12.28	10.02	2.23	*11.15	Lv Oklahoma City	"	Ar	6.47	6.00	1.54	9.12	6.46	8.18		1.57
↓	6.01	↓	↓	1.46	11.20	3.41	↓	Ar Dallas	"	Lv	*5.30	↑	12.37	7.55	↑	↑	↑	*12.40
	*6.25			2.31	11.32	*4.12		Lv Dallas	"	Ar	4.19		12.25	7.45				12.30
	–			2.51	11.52	–		Ar Ft. Worth	"	Lv	–		12.05	7.25				12.10
	–			3.06	12.07	–		Lv Ft. Worth	(CST)	Ar	–		11.10	5.16				11.13
*11.29	9.39	*7.13	*5.28	*6.12	3.11	7.02	2.30	Ar El Paso	(MST)	Lv	*12.07	*12.50	*6.41	12.46	1.36	*3.40	*6.34	*7.11
–	11.43	9.15	◊8.16	8.16	5.18	◊10.02	*4.34	Ar Tucson	"	Lv	–	–	4.23	◊9.49	◊11.27	1.49	4.45	5.20
2.04	*12.41	◊10.30	8.03	◊9.18	*6.18	9.39	–	Ar Phoenix	(MST)	Lv	9.42	10.27	3.26	10.21	11.12	◊12.17	–	4.23
–	2.01	10.53	–	◊10.53	◊9.38	◊11.40	6.12	Ar San Diego	(PST)	Lv	–	–	*12.17	*7.12	–	10.12	1.08	–
3.37	3.06	11.58	9.36	10.26	7.51	11.12	7.17	Ar Los Angeles	(PST)	Lv	*6.15	*7.00	11.10	6.05	7.45	9.05	12.01	12.55
pm	pm	am	am	am	am	pm	pm				am	am	am	pm	pm	pm	am	am

Check it now!

REDUCE LOSSES IN TRANSIT

• This is but one of many benefits obtainable through everyday use of Airfreight. Check *your* list today!

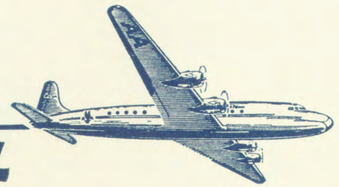

AMERICAN AIRLINES AIRfreight

EXPLANATION OF REFERENCE MARKS ON PAGE 17

BOSTON, NEW YORK, BUFFALO *and* DETROIT *to* MINNEAPOLIS *and* PACIFIC NORTHWEST

TABLE 18
ALL FLIGHTS DAILY

			71	245-21	◉ 245-15	37-117	129	◉ 103-17	103-23	5-123	45-119	49-25	49-277	◉ 49-19	231-121	41-279	143-27	241-29
			am	am	am	am	pm	am	am	am	pm	pm	pm	pm	pm	pm	pm	am
Boston	(EST)	Lv	.....	*5.25	*5.25	*7.00	.....	10.15	10.15	*12.00	2.00	2.45	2.45	2.45	*7.00	*7.05	9.00	12.01
New York	"	Lv	.....	*7.10	*8.00	9.15	.....	*12.00	*12.10	2.20	*4.10	*4.50	*4.55	*5.00	8.40	9.45	10.40	1.40
Buffalo	"	Lv	.....	9.59	–	*11.41	.....	–	2.36	4.46	–	7.39	–	–	11.06	–	1.11	4.06
Detroit	(EST)	Lv	*7.00	*11.55	–	1.37	3.25	–	4.32	*6.42	8.02	9.35	8.47	–	1.02	–	3.10	6.02
Chicago	(CST)	Ar	7.54	1.02	11.00	2.31	4.19	3.00	5.26	7.36	9.09	10.29	9.41	8.00	1.56	1.55	4.04	6.56
NORTHWEST AIRLINES, INC.			81	83	71	↓	73	73	23	85	↓	25	↓	85	27	↓	51	21
Chicago	(CST)	Lv	9.45	2.00	12.55	→	5.00	5.00	7.30	9.30	→	11.00	↙	9.30	2.30	↙	6.30	8.00
Milwaukee	"	Ar	–	2.40	–	.....	–	–	–	10.10	.....	–	.....	10.10	–	.....	7.10	–
Minneapolis-St. Paul	(CST)	Ar	12.35	5.20	3.25	.....	7.30	7.30	10.00	12.45	.....	1.30	.....	12.45	5.00	.....	10.05	10.30
Seattle	(PST)	Ar	.....	.....	◊1.35	.....	.....	.....	8.20	◊11.05	.....	11.30	.....	◊11.05	◊4.05	.....	◊8.15	8.15
UNITED AIRLINES, INC.			17	1			45		29	47		3	33	47	39	39	15	25
Chicago	(CST)	Lv	9.15	2.00	.....	.....	5.30	.....	6.05	9.00	.....	11.30	11.00	9.00	3.15	3.15	5.00	7.30
Omaha	(CST)	Ar	12.16	5.32	.....	.....	8.31	.....	–	12.01	.....	–	2.01	12.01	6.16	6.16	8.01	10.50
Denver	(MST)	Ar	3.14	8.30	.....	.....	–	.....	12.05	–	.....	3.32	–	–	9.14	9.14	–	1.51
Salt Lake City	(MST)	Ar	6.42	11.58	.....	.....	–	.....	–	–	.....	–	–	–	–	–	1.40	.....
San Francisco	(PST)	Ar	10.51	4.07	.....	.....	5.44	.....	–	–	.....	8.56	10.54	–	4.07	4.07	5.49	.....
Portland	"	Ar	.....	.....	.....	.....	.....	.....	7.38	9.05	.....	.....	.....	9.05	.....	.....	.....	.....
Seattle	(PST)	Ar	.....	.....	.....	.....	.....	.....	8.51	10.18	.....	.....	.....	10.18	.....	.....	.....	.....
			pm	am	am	pm	am	pm	am	am	pm	am	am	am	pm	pm	pm	pm

PACIFIC NORTHWEST *and* MINNEAPOLIS *to* DETROIT, BUFFALO, NEW YORK *and* BOSTON

TABLE 19
ALL FLIGHTS DAILY

			2	40	46	4	48	32		26				8				24
UNITED AIRLINES, INC.			am	pm	pm	pm	pm	pm	pm	pm	pm	pm	pm	am	pm	pm	pm	am
Seattle	(PST)	Lv	10.45	.....	5.00	.....	7.00	.....	.....	11.00	.....	.....	.....	.....	.....	.....	.....	.....
Portland	"	Lv	12.00	.....	6.15	.....	8.15	.....	.....	12.15	.....	.....	.....	.....	.....	.....	.....	.....
San Francisco	(PST)	Lv	–	3.30	–	8.30	–	9.30	.....	◊12.01	.....	.....	.....	.....	.....	.....	.....	◊7.30
Salt Lake City	(MST)	Lv	5.54	–	–	2.33	–	–	.....	–	.....	.....	.....	9.00	.....	.....	.....	–
Denver	(MST)	Lv	8.59	11.41	–	–	4.30	–	.....	–	.....	.....	.....	12.16	.....	.....	.....	4.45
Omaha	(CST)	Lv	1.15	3.57	5.47	–	8.46	–	.....	12.16	.....	.....	.....	4.32	.....	.....	.....	9.01
Chicago	(CST)	Ar	3.40	6.22	8.12	7.29	11.11	12.03	.....	2.41	.....	.....	.....	7.40	.....	.....	.....	11.51
NORTHWEST AIRLINES, INC.				26		400	402		20		80	80	420	82		52		
Seattle	(PST)	Lv	.....	3.30	.....	.....	.....	.....	11.00	.....	.....	.....	.....	.....	.....	.....	.....	.....
Minneapolis-St. Paul	(CST)	Lv	.....	4.40	.....	7.30	8.30	.....	11.05	.....	2.00	2.00	3.30	6.00	.....	7.20	.....	.....
Milwaukee	"	Lv	.....	–	.....	–	–	.....	–	.....	–	–	–	–	.....	–	.....	.....
Chicago	(CST)	Ar	.....	6.55	.....	9.45	10.20	.....	1.20	.....	4.15	4.15	5.20	8.15	.....	9.35	↓	.....
							◉							◉				
			20	14	116	128	16	22	118	24	278	18	114	274	26	122	276	28
Chicago	(CST)	Lv	*7.00	*7.45	9.15	*11.40	*12.00	*1.15	3.00	4.15	*4.55	*5.00	*6.15	9.00	9.35	10.00	11.20	12.30
Detroit	(EST)	Ar	9.37	10.22	*12.09	2.17	–	4.09	*5.37	*6.52	7.32	–	8.52	–	12.12	12.54	–	3.07
Buffalo	"	Ar	*11.17	*12.02	1.49	.....	–	*5.49	7.17	8.32	–	–	10.32	–	1.52	.....	–	4.47
New York	"	Ar	1.37	1.56	3.43	.....	4.25	7.43	9.11	10.52	10.40	9.25	12.26	1.25	3.46	.....	4.19	6.43
Boston	(EST)	Ar	4.15	4.15	6.36	.....	6.36	9.45	11.15	2.45	2.45	11.15	2.45	4.55	9.20	.....	9.20	9.20
			pm	pm	pm	pm	pm	pm	pm	am	am	pm	am	am	am	am	am	am

PASSENGER FARES ON PAGE 23

SAN FRANCISCO *and* LOS ANGELES *to* NEW ORLEANS, ATLANTA *and* MIAMI

TABLE 20

ALL FLIGHTS DAILY

T—TWA; U—UAL; W—WAL

	82	112	12	104	2	108	Read Down		Read Up	103	5	83	3	111	101	1
	pm	pm	pm	am	am	am				am	pm	pm	pm	pm	am	am
.....	W9.50	U6.00	U2.00	W11.00	U3.30	U3.30	Lv San Francisco	(PST)	Ar	U9.05	W 2.35	W12.35	U6.05	W10.05	U2.05	T7.50
.....	12.55	8.50	5.05	1.45	7.15	★6.15	Lv Los Angeles	(PST)	Ar	6.03	10.43	10.26	3.17	7.31	11.12	4.22
.....	–	–	★6.12	–	★8.24	–	Lv San Diego	(PST)	Ar	4.58	9.38	♂10.53	–	–	♂11.40	♂4.58
.....	4.23	12.17	–	♂3.26	11.33	9.42	Lv Phoenix	(MST)	Ar	♂6.18	8.18	♂9.18	1.44	–	9.39	2.49
.....	5.20	–	9.49	★5.47	★12.30	–	Lv Tucson	"	Ar	3.20	7.15	8.16	♂3.56	★5.21	♂10.02	1.51
.....	★7.11	2.42	11.40	7.38	2.21	★12.07	Lv El Paso	(MST)	Ar	1.16	★5.11	★6.12	★11.07	3.17	7.02	11.47
.....	11.13	6.44	♂1.55	11.40	7.13	–	Ar Ft. Worth	(CST)	Lv	–	2.07	3.06	8.27	–	★♂5.18	8.25
.....	11.45	.....	3.52	12.15	7.53	4.19	Ar Dallas	(CST)	Lv	10.02	1.30	2.31	.....	★12.27	★4.12	7.46
	10	44	40	8	4	6	DELTA AIR LINES			9	11	47	5	1	41	15
.....	1.00	1.30	6.00	12.30	8.45	6.15	Lv Ft. Worth	(CST)	Ar	7.36	11.36	12.40	7.17	12.03	4.02	5.06
.....	1.30	2.00	6.30	1.00	9.15	6.45	Lv Dallas	"	Ar	7.06	11.06	12.10	6.47	11.33	3.32	4.36
.....	2.59	3.12	7.42	2.12	10.27	7.57	Ar Shreveport	"	Lv	5.54	9.54	–	5.35	10.04	2.03	3.24
.....	–	4.10	9.27	–	–	–	Ar Alexandria	"	Lv	–	–	–	–	–	–	–
.....	–	5.04	10.21	–	–	–	Ar Baton Rouge	"	Lv	–	–	–	–	–	–	–
.....	3.53	–	–	–	–	8.51	Ar Monroe	"	Lv	–	9.00	–	–	9.10	–	2.30
.....	4.47	–	–	3.45	11.21	9.45	Ar Jackson	"	Lv	4.21	8.06	–	4.02	8.16	–	1.36
.....	–	5.48	11.05	–	–	–	Ar New Orleans	"	Lv	–	–	9.15	–	–	12.01	–
.....	5.40	.....	.....	–	–	–	Ar Meridian	"	Lv	–	7.13	.....	–	7.23	.....	–
.....	6.46	.....	.....	5.29	1.59	11.29	Ar Birmingham	(CST)	Lv	2.37	6.07	.....	–	6.17	.....	11.52
.....	8.53	.....	.....	7.36	4.06	1.36	Ar Atlanta	(EST)	Lv	2.30	6.00	.....	2.30	6.10	.....	11.45
				67	53	23	EASTERN AIR LINES			58	10		8	56		
.....	.....	.....	.....	12.03	4.55	3.25	Lv Atlanta	(EST)	Ar	1.18	4.00	.....	12.50	5.02	.....	.....
.....	.....	.....	.....	–	6.40	–	Ar Tallahassee	"	Lv	11.50	–	.....	–	–	.....	.....
.....	.....	.....	.....	–	8.14	–	Ar Tampa	"	Lv	10.10	–	.....	–	–	.....	.....
.....	.....	.....	.....	1.50	–	5.26	Ar Jacksonville	"	Lv	♂11.05	1.55	.....	10.45	3.15	.....	.....
.....	.....	.....	.....	3.03	–	6.38	Ar Orlando	"	Lv	–	12.45	.....	9.35	2.00	.....	.....
.....	.....	.....	.....	4.36	9.47	8.40	Ar Miami	(EST)	Lv	8.30	10.45	.....	8.00	12.15	.....	.....
	pm	pm	am	pm	am	am				am	am	pm	pm	am	pm	am

Space Now Available

TO EUROPE and RETURN

Space is now available to non-priority passengers on daily flights to Europe. Luxurious DC-4 Flagships leave New York for Europe six times weekly, Washington twice weekly and Boston, Philadelphia and Chicago once each week. Through these gateways, Flagship travelers can enjoy convenient one-System service to overseas destinations from any point on the North American routes of the Flagship. You can make one of your post-war plans come true by scheduling your trip to Europe by American Airlines Flagship

AMERICAN AIRLINES *System*

THE NATIONAL AND INTERNATIONAL ROUTE OF THE FLAGSHIPS

EXPLANATION OF REFERENCE MARKS ON PAGE 17

MINNEAPOLIS - ROCHESTER - DES MOINES - TULSA DALLAS - FT. WORTH - EL PASO - PHOENIX LOS ANGELES

TABLE 21

		45	Read Down		Read Up	46		
		pm	MID-CONTINENT AIRLINES			pm		
.....	.....	2.00	Lv Minneapolis	(CST)	Ar	6.40	.....	.....
.....	.....	2.39	Lv Rochester	"	Ar	6.01	.....	.....
.....	.....	3.54	Ar Des Moines	"	Lv	4.46	.....	.....
.....	.....	4.09	Lv Des Moines	"	Ar	4.31	.....	.....
.....	.....	7.08	Ar Tulsa	(CST)	Lv	1.30	.....	.....
		73	AMERICAN AIRLINES, INC.			112-70		
.....	.....	8.59	Lv Tulsa	(CST)	Ar	10.10	.....	.....
.....	.....	10.02	Lv Oklahoma City	"	Ar	9.12	.....	.....
.....	.....	11.20	Ar Dallas	"	Lv	★7.55	.....	.....
.....	.....	11.52	Ar Ft. Worth	(CST)	Lv	7.25	.....	.....
.....	.....	3.11	Ar El Paso	(MST)	Lv	2.42	.....	.....
.....	.....	5.18	Ar Tucson	"	Lv	♂11.27	.....	.....
.....	.....	★6.18	Ar Phoenix	(MST)	Lv	12.17	.....	.....
.....	.....	♂9.38	Ar San Diego	(PST)	Lv	♂7.02	.....	.....
.....	.....	10.43	Ar Los Angeles	(PST)	Lv	8.50	.....	.....
		am				pm		

MINNEAPOLIS - ROCHESTER - DES MOINES - ST. LOUIS TULSA - OKLAHOMA CITY - DALLAS - FT. WORTH

TABLE 22

	47	45	Read Down		Read Up	50	40	44
	pm	pm	MID-CONTINENT AIRLINES			pm	pm	pm
.....	7.45	2.00	Lv Minneapolis	(CST)	Ar	12.41	6.40	10.55
.....	8.24	2.39	Lv Rochester	"	Lv	12.07	6.06	10.21
.....	9.39	3.54	Ar Des Moines	"	Lv	10.35	4.46	9.01
.....	10.00	4.20	Lv Des Moines	"	Ar	10.20	4.05	8.40
.....	11.50	6.10	Ar St. Louis	(CST)	Lv	8.30	2.15	6.50
	75	59	AMERICAN AIRLINES, INC.			58	70	72
.....	1.02	8.47	Lv St. Louis	(CST)	Ar	5.10	1.10	5.37
.....	3.30	11.15	Ar Tulsa	"	Lv	3.02	10.20	3.05
.....	4.33	12.18	Ar Oklahoma City	"	Lv	2.02	9.23	2.05
.....	6.01	1.46	Ar Dallas	"	Lv	12.37	★7.55	★12.40
.....	6.33	2.18	Ar Ft. Worth	(CST)	Lv	12.05	7.25	12.10
	am	am				am	am	pm

EXPLANATION OF REFERENCE MARKS

AST—Atlantic Standard Time.
EST—Eastern Standard Time.
CST—Central Standard Time.
LZT—Local Zone Time.
MST—Mountain Standard Time.
NST—Newfoundland Standard Time.
PST—Pacific Standard Time.
GCT—Greenwich Civil Time.
AOA—American Overseas Airline.
BNF—Braniff Airways.
CHI—Chicago & Southern Airline.
DAL—Delta Air Lines.
EAL—Eastern Air Lines.
NWA—Northwest Airlines.
PCA—Pennsylvania Central Airlines.
TWA—Transcontinental and Western Air.
UAL—United Air Lines.
WAL—Western Air Lines.

♂—Via connecting flight.
♀—Via Limousine to downtown Dallas.
★—Meal served at no additional charge after departure from this station.
⊕—Meal served aloft after departure from this station for Toronto to Rochester, Syracuse and New York City passengers only.
♦—Meal service for through passengers only.
*—Meal served to boarding passengers only.
▲—Except Monday and days after holidays.
▼—Monday and days after holidays.
⊞—Via connecting carrier
◉—Douglas DC-4 Flagship.
x—Departs New York 12.00 noon on Tues. only.
z—Arrives New York 11.50 a.m. on Thurs. only.
□—Sunday, Tuesday, Thursday and Saturday.
△—Sunday, Tuesday, Wednesday and Saturday.

CLEVELAND - AKRON - COLUMBUS - DAYTON - CINCINNATI LOUISVILLE - NASHVILLE - ATLANTA - JACKSONVILLE - MIAMI

TABLE 23

	85	81	Read Down		Read Up	80	82	
	pm	am				pm	pm	
.....	★6.30	7.30	Lv Cleveland	(EST)	Ar	12.13	9.45	.....
.....	♂5.58	★7.58	Lv Akron	"	Ar	♂2.50	9.17	.....
.....	7.30	8.56	Lv Columbus	"	Ar	11.19	8.25	.....
.....	8.15	9.41	Lv Dayton	"	Ar	10.39	7.45	.....
.....	8.57	10.32	Lv Cincinnati	(EST)	Ar	9.51	7.07	.....
.....	8.49	10.24	Lv Louisville	(CST)	Ar	8.04	★5.20	.....
.....	9.59	11.34	Ar Nashville	(CST)	Lv	★7.00	4.16	.....
	57	59	EASTERN AIR LINES			56	58	
.....	11.00	11.59	Lv Nashville	(CST)	Ar	5.42	2.02	.....
.....	1.27	2.42	Ar Atlanta	(EST)	Lv	5.15	1.35	.....
.....	3.08	♂5.05	Ar Tallahassee	"	Lv	♂2.15	11.50	.....
.....	4.49	♂6.44	Ar Tampa	"	Lv	♂12.35	10.10	.....
.....	♂5.26	4.42	Ar Jacksonville	"	Lv	3.15	–	.....
.....	♂8.03	6.41	Ar West Palm Beach	"	Lv	12.50	–	.....
.....	6.32	7.20	Ar Miami	(EST)	Lv	12.15	8.30	.....
	am	pm				am	am	
	61	21	DELTA AIR LINES, INC.			20	70	
	pm	am				am	pm	
.....	11.52	10.40	Lv Cincinnati	(EST)	Ar	9.41	5.45	.....
.....	–	11.20	Lv Knoxville	(CST)	Ar	7.01	3.10	.....
.....	2.16	1.21	Ar Atlanta	(EST)	Lv	7.00	–	.....
.....	3.33	.....	Ar Augusta	"	Lv	.....	1.34	.....
.....	4.27	.....	Ar Savannah	"	Lv	.....	12.32	.....
.....	5.23	.....	Ar Jacksonville	"	Lv	.....	11.21	.....
.....	7.44	.....	Ar Miami	(EST)	Lv	.....	9.00	.....
	am	pm				am	am	

WASHINGTON - BALTIMORE - PHILADELPHIA NEW YORK - OTTAWA

TABLE 24

	306	2	Read Down		Read Up	7	101	
	pm	am				pm	am	
.....	1.27	★5.53	Lv Washington	(EST)	Ar	6.55	7.40	.....
.....	★1.58	–	Lv Baltimore	"	Ar	–	–	.....
.....	–	6.58	Lv Philadelphia	"	Ar	–	–	.....
.....	3.12	7.42	Ar New York	(EST)	Lv	5.20	6.05	.....
	52	50	COLONIAL AIRLINES, INC.			51	53	
.....	5.30	8.30	Lv New York	(EST)	Ar	3.20	12.35	.....
.....	8.30	11.30	Ar Ottawa	(EST)	Lv	12.15	9.30	.....
	pm	am				pm	pm	

BOSTON - HARTFORD - NEW YORK - WASHINGTON CHARLESTON - CHARLOTTE - ATLANTA

TABLE 25

	39-67	103	Read Down		Read Up	2-36	10-146	
	am	am				am	pm	
.....	11.00	10.15	Lv Boston	(EST)	Ar	9.48	9.00	.....
.....	–	–	Lv Hartford	"	Ar	–	–	.....
.....	★12.35	★11.55	Lv New York	"	Ar	7.42	6.56	.....
.....	2.29	1.30	Ar Washington	(EST)	Lv	5.53	4.57	.....
	41	25	EASTERN AIR LINES			34	6	
.....	3.45	2.30	Lv Washington	(EST)	Ar	5.13	4.03	.....
.....	6.50	–	Ar Charleston	"	Lv	–	12.55	.....
.....	.....	5.05	Ar Charlotte	"	Lv	2.20	.....	.....
.....	.....	7.03	Ar Atlanta	(EST)	Lv	12.20	.....	.....
	pm	pm				am	pm	

MEXICAN SERVICE

BOSTON, NEW YORK, WASHINGTON *and* NASHVILLE *to* MEXICO CITY

TABLE 26
ALL FLIGHTS DAILY

231-407	49-7	5	Read Down		Read Up	6-38	410-40
pm	pm	am				am	am
7.00	2.45	12 ★00	Lv	Boston..... (EST)	Ar	10.15	10.30
♂5.30	3.19	–	Lv	Providence... "	Ar	♂1.51	♂1.51
–	–	–	Lv	Sp'gf'd-Westf'd "	Ar	–	–
♂5.05	♂2.34	–	Lv	Hartford..... "	Ar	11♂47	11♂47
♂3.06	♂3.06	–	Lv	Bridgeport.... "	Ar	–	–
8.20	4.30	1.20	Ar	New York.... (EST)	Lv	9.00	9.15
8.35	5.20	1.50	Lv	New York.... (EST)	Ar	8.18	8.55
10.15	7 ★10	★4.13	Lv	Washington... "	Ar	6 ★18	7.20
–	10.30	8.03	Lv	Nashville..... (CST)	Ar	♂2.00	♂4.04
3.20	♂4.24	1.18	Ar	Dallas..... "	Lv	9.39	12.55
	3.22	1.50	Ar	Fort Worth... (CST)	Lv	9.07	
57	57	59				56	58
.....	4.30	.....	Lv	Fort Worth... (CST)	Ar	.....	
5.00	5.00	.....	Lv	Dallas..... "	Ar	♀	12.25
–	–	2.45	Lv	Fort Worth... "	Ar	8.01	11.29
6.48	6.48	–	Ar	San Antonio.. "	Lv	–	9.55
7 ★20	7 ★20	–	Lv	San Antonio.. "	Ar	–	8.56
9 ★19	9 ★19	★6.09	Ar	Monterrey.... "	Lv	5 ★00	7 ★00
12.28	12.28	9.18	Ar	Mexico City.. (CST)	Lv	2 ★00	4.00
pm	pm	am				pm	pm

SYRACUSE, ROCHESTER, BUFFALO, TORONTO, CLEVELAND, CINCINNATI *and* LOUISVILLE *to* MEXICO CITY

TABLE 28
ALL FLIGHTS DAILY

85-7	83	Read Down		Read Up	4-81
pm	pm				pm
.....	1.09	Lv	Syracuse..... (EST)	Ar	3.33
.....	1.54	Lv	Rochester..... "	Ar	2.52
.....	2.46	Lv	Buffalo..... "	Ar	2.14
.....	♂1.00	Lv	Toronto..... "	Ar	♂3.18
★6.30	5.30	Lv	Cleveland..... "	Ar	12.13
–	★5.58	Lv	Akron..... "	Ar	♂2.50
7.30	–	Lv	Columbus..... "	Ar	11.19
8.15	7.27	Lv	Dayton..... "	Ar	10.39
8.57	8.20	Lv	Cincinnati..... (EST)	Ar	9.51
8.49	8.12	Lv	Louisville..... (CST)	Ar	8.04
9.59	9.22	Ar	Nashville..... "	Lv	★7.00
10.30	9.37	Lv	Nashville..... "	Ar	5.57
12.13	11.20	Lv	Memphis..... "	Ar	–
–	2.19	Ar	Dallas..... "	Lv	–
3.22	2.51	Ar	Fort Worth.... (CST)	Lv	2.10
57					58
.....	.....	Lv	Dallas..... (CST)	Ar	♂
4.30	..	Lv	Fort Worth.... "	Ar	11.29
★6.48	.....	Ar	San Antonio... "	Lv	9.55
★9.19	.....	Ar	Monterrey..... "	Lv	★7.00
12.28	.....	Ar	Mexico City... (CST)	Lv	4.00
pm	am				pm

DALLAS - FT. WORTH - SAN ANTONIO MONTERREY - MEXICO CITY

TABLE 29

57	59	Read Down	ALL FLIGHTS DAILY		Read Up	56	58
am	am					pm	pm
4.30	.....	Lv	Fort Worth.... (CST)	Ar		.....	.....
4.50	.....	Ar	Dallas..... "	Lv		.....	.....
5.00	.....	Lv	Dallas..... "	Ar		.....	.....
–	.....	Ar	Fort Worth.... "	Lv		♀	.....
–	2.45	Lv	Fort Worth.... "	Ar		8.01	11.29
6.48	–	Ar	San Antonio.... "	Lv		–	9.55
★7.20	–	Lv	San Antonio.... "	Ar		–	8.56
9.19	6.09	Ar	Monterrey..... "	Lv		★5.00	★7.00
★9.34	★6.24	Lv	Monterrey..... "	Ar		4.45	6.45
12.28	9.18	Ar	Mexico City.... (CST)	Lv		★2.00	4.00
pm	am		♀—Via Limousine to Downtown Dallas			pm	pm

DENVER, COLORADO SPRINGS *and* ALBUQUERQUE *to* MEXICO CITY

TABLE 30

	25	Read Down	ALL FLIGHTS DAILY		Read Up	28	
	pm		Continental Air Lines			am	
.....	7.00	Lv	Denver..... (MST)	Ar		12.37	.....
.....	7.42	Lv	Colorado Spgs.. "	Ar		–	.....
.....	8.13	Lv	Pueblo..... "	Ar		–	.....
.....	10.13	Lv	Albuquerque... "	Ar		10.00	.....
.....	11.48	Ar	El Paso..... (MST)	Lv		8.25	.....
	90		American Airlines			91	
.....	★7.10	Lv	El Paso..... (MST)	Ar		4.20	.....
.....	11 ★22	Ar	Monterrey..... (CST)	Lv		2.00	.....
.....	2.31	Ar	Mexico City.... (CST)	Lv		11 ★00	.....
	am					am	

DETROIT, CHICAGO *and* ST. LOUIS *to* MEXICO *and* CENTRAL AMERICA

TABLE 27
ALL FLIGHTS DAILY
UNLESS OTHERWISE INDICATED

			59	Read Down		Read Up	58			
			pm				am			
.....	.....	.....	★5♂46	Lv	Detroit..... (EST)	Ar	♂10.22	.....	.....	.....
.....	.....	.....	★6.45	Lv	Chicago..... (CST)	Ar	7.03	.....	.....	.....
.....	.....	.....	8.47	Lv	St. Louis..... "	Ar	5.10	.....	.....	.....
.....	.....	.....	11.25	Lv	Tulsa..... "	Ar	2.52	.....	.....	.....
.....	.....	.....	12.28	Lv	Oklahoma City. "	Ar	1.54	.....	.....	.....
.....	.....	.....	1.46	Ar	Dallas..... "	Lv	12.37	.....	.....	.....
.....	.....	.....	1.58	Lv	Dallas..... "	Ar	12.25	.....	.....	.....
.....	.....	.....	2.18	Ar	Ft. Worth..... (CST)	Lv	12.05	.....	.....	.....
.....	.....	.....	2.45	Lv	Ft. Worth..... (CST)	Ar	11.29	.....	.....	.....
.....	.....	.....	♂6.48	Ar	San Antonio... "	Lv	9.55	.....	.....	.....
.....	.....	.....	–	Lv	San Antonio... "	Ar	8.56	.....	.....	.....
.....	.....	.....	★6.09	Ar	Monterrey..... "	Lv	★7.00	.....	.....	.....
.....	.....	.....	9.18	Ar	Mexico City... (CST)	Lv	4.00	.....	.....	.....
			am				pm			

⊙ 151	Daily 101	♣ 153	Daily 201	TACA AIRWAYS			✪ 150	Daily 100	● 152	Daily 200
pm	am	pm	am				am	pm	am	am
	6.30		.....	Lv	MEXICO CITY..... (CST)	Ar		3.25		.....
	11.00		.....	Ar	SALVADOR..... "	Lv		10.55		.....
	11.15		11.55	Lv	SALVADOR..... "	Ar		10.40		10.25
	–		1.00	Lv	TEGUCIGALPA... "	Lv		–		9.40
	–		2.05	Lv	MANAGUA..... "	Lv		–		8.40
	1.45		3.20	Ar	SAN JOSE..... (CST)	Lv		8.10		7.15
2.15		2.15	.....	Lv	SAN JOSE..... (CST)	Ar	6.55	.....	6.55	.....
5.15		5.50	.....	Ar	PANAMA..... (EST)	Lv	6.00	.....	5.25	.....
pm	pm	pm	pm				am	am	am	am

✪—Sun., Tues. Thurs., Fri., Sat. ♣—Sat. Only. ●—Wed. Only.
⊙—Mon., Tues., Wed., Thurs., Fri.

SAN FRANCISCO, LOS ANGELES *and* EL PASO *to* MEXICO *and* CENTRAL AMERICA

TABLE 31
ALL FLIGHTS DAILY
UNLESS OTHERWISE INDICATED

			90	Read Down		Read Up	91			
			pm	Lv	San Francisco		am			
.....	.....	.....	W9.50		Via T—TWA ..... (PST)	Ar	U2.06	.....	.....	.....
.....	.....	.....	12.35	Lv	Los Angeles... (PST)	Ar	9.43	.....	.....	.....
.....	.....	.....	♂1.08	Lv	San Diego..... "	Ar	♂11.40	.....	.....	.....
.....	.....	.....	4.03	Lv	Phoenix..... (MST)	Ar	8.10	.....	.....	.....
.....	.....	.....	5.00	Lv	Tucson..... "	Ar	7.12	.....	.....	.....
.....	.....	.....	6.39	Ar	El Paso..... "	Lv	★5.20	.....	.....	.....
.....	.....	.....	★7.10	Lv	El Paso..... (MST)	Ar	4.20	.....	.....	.....
.....	.....	.....	11.22	Ar	Monterrey..... (CST)	Lv	2.00	.....	.....	.....
.....	.....	.....	11 ★37	Lv	Monterrey..... "	Ar	1.45	.....	.....	.....
.....	.....	.....	2.31	Ar	Mexico City.... (CST)	Lv	11 ★00	.....	.....	.....
			pm				am			

⊙ 151	Daily 101	♣ 153	Daily 201	TACA AIRWAYS			✪ 150	Daily 100	● 152	Daily 200
pm	am	pm	am					pm		am
	6.30		.....	Lv	MEXICO CITY..... (CST)	Ar		3.25		.....
	11.00		.....	Ar	SALVADOR..... "	Lv		10.55		.....
	11.15		11.55	Lv	SALVADOR..... "	Ar		10.40		10.25
	–		1.00	Lv	TEGUCIGALPA..... "	Lv		–		9.40
	–		2.05	Lv	MANAGUA..... "	Lv		–		8.40
	1.45		3.30	Ar	SAN JOSE..... (CST)	Lv		8.10		7.15
2.15		2.15	.....	Lv	SAN JOSE..... (CST)	Ar	6.55	.....	6.55	.....
5.15		5.50	.....	Ar	PANAMA..... (EST)	Lv	6.00	.....	6.25	.....
			503 Daily		PAN AMERICAN AIRWAYS		502 Daily			
.....	.....	.....	1.20	Lv	MEXICO CITY..... (CST)	Ar	6.00	.....	.....	.....
.....	.....	.....	7.40	Ar	GUATAMALA..... "	Lv	2.00	.....	.....	.....
.....	.....	.....	8.10	Lv	GUATAMALA..... "	Ar	1.25	.....	.....	.....
.....	.....	.....	10.25	Ar	MANAGUA..... "	Lv	11.00	.....	.....	.....
.....	.....	.....	12.10	Ar	SAN JOSE..... "	Lv	8.15	.....	.....	.....
.....	.....	.....	4.00	Ar	BALBOA..... (EST)	Lv	6.00	.....	.....	.....
pm	pm	pm	pm				am	am	am	am

EXPLANATION OF REFERENCE MARKS ON PAGE 17

CANADIAN SERVICE

CHICAGO - DETROIT - WINDSOR - BUFFALO TORONTO - OTTAWA - MONTREAL

TABLE 32
ALL FLIGHTS DAILY

	128	116-99	20-97	Read Down		Read Up	98-23	96-123	94-25	129
	am	am	am				pm	pm	pm	pm
.....	11 ★40	9.15	★7.00	Lv	Chicago...(CST)	Ar	5.26	7.36	10.29	4.19
.....	2.29	12 ★21	9.49	Lv	Detroit....(EST)	Ar	4.20	★6.30	9.23	3.13
.....	2.42	–	–	Ar	Windsor... "	Lv	–	–	–	3.01
.....	.....	1.49	11.17	Ar	Buffalo... "	Lv	2.36	4.46	7.39	.....
.....	.....	2.40	11.51	Lv	Buffalo... "	Ar	1.35	4.25	7.05	.....
.....	.....	3.18	12.29	Ar	Toronto....(EST)	Lv	1.00	3.50	6.30	.....
	64				Trans-Canada Air Lines					3-63
.....	3.20	.....	.....	Lv	Windsor...(EST)	Ar	.....	.....	.....	1.15
.....	5.10	.....	.....	Ar	Toronto... "	Lv	.....	.....	.....	11.15
.....	7.00	.....	.....	Ar	Ottawa.... "	Lv	.....	.....	.....	9.20
.....	7.55	.....	.....	Ar	Montreal..(EST)	Lv	.....	.....	.....	8.25
	pm	pm	pm				pm	pm	pm	am

WASHINGTON - MONTREAL

TABLE 35
ALL FLIGHTS DAILY

204	12	304	6	Read Down		Read Up	67	203	7	3	201
pm	pm	am	am				pm	pm	pm	pm	am
4.03	1.27	9.00	6.33	Lv	Washington. (EST)	Ar	2.29	5.10	6.55	11.40	2.10
–	★1.58	–	★7.04	Lv	Baltimore.. "	Ar	2.00	–	–	–	–
–	–	–	–	Lv	Philadelphia. "	Ar	–	–	–	–	–
5.52	3.12	10.28	8.18	Ar	New York... (EST)	Lv	12 ★35	3.35	5.20	10.05	12.35
16	10	6	2 Ex. Su.	COLONIAL AIRLINES			1 Ex. Su.	3	7	11	19
6.30	3.45	11.15	9.00	Lv	New York... (EST)	Ar	11.25	2.40	4.35	9.35	11.40
–	–	–	10.10	Lv	Albany..... "	Ar	10.15	–	–	–	–
8.25	5.40	–	11.15	Lv	Burlington.. "	Ar	9.05	–	2.35	7.35	–
9.00	6.15	1.25	11.50	Ar	Montreal... (EST)	Lv	8.30	12.30	2.00	7.00	9.30
pm	pm	pm	am				am	pm	pm	pm	pm

BOSTON - NEW YORK *and* BUFFALO *to* TORONTO

TABLE 33
ALL FLIGHTS DAILY

5	103	33	37	245	Read Down		Read Up	132	140	146	236	232
am	am	am	am	am				pm	pm	pm	pm	am
12 ★00	10.15	9.00	7.00	★5.25	Lv	Boston..... (EST)	Ar	6.36	7.15	9.15	11.15	12.55
–	–	9.34	★7.34	–	Lv	Providence..... "	Ar	–	♂7.16	♂10.06	–	12.23
–	–	♂8.13	8.13	–	Lv	Hartford..... "	Ar	5.47	–	–	–	11.47
1.20	11.35	10.45	8.58	6.45	Ar	New York..... (EST)	Lv	★5.00	★6.00	8.00	10.00	11.00
123	23	83-99	117	97				98-116	80	96	118	94
2.20	12 ★10	11 ★20	9.15	★8.25	Lv	New York..... (EST)	Ar	3.43	5.09	7.30	9.11	10.15
–	–	1.09	–	10.14	Lv	Syracuse..... "	Ar	–	3.33	★5.54	–	8.39
–	–	1.54	–	10.59	Lv	Rochester..... "	Ar	–	2.52	5.13	–	7.58
4.36	2.26	2.25	11.31	11.30	Ar	Buffalo..... "	Lv	1.59	2.24	4.45	⊕7.27	⊕7.30
		2.40		11.51	Lv	Buffalo..... "	Ar	1.35		4.25		7.05
.....	.....	3.18	.....	12.29	Ar	Toronto..... (EST)	Lv	1.00		3.50		6.30
pm	pm	pm	am	pm				pm	pm	pm	pm	pm

WASHINGTON - PITTSBURGH BUFFALO - TORONTO

TABLE 36
ALL FLIGHTS DAILY

355	301	Read Down		Read Up	304	302
am	am	Via PCA			pm	am
11.55	7.40	Lv	Washington...(EST)	Ar	6.55	1.10
–	8.53	Lv	Harrisburg.... "	Ar	–	–
1.55	–	Ar	Pittsburgh..... "	Lv	–	–
2.05	–	Lv	Pittsburgh..... "	Ar	–	–
4.00	11.25	Ar	Buffalo.....(EST)	Lv	4.10	11.00
95	99		AMERICAN AIRLINES, INC.		98	94
4.56	2.40	Lv	Buffalo.....(EST)	Ar	1.35	7.05
5.34	3.18	Ar	Toronto.....(EST)	Lv	1.00	6.30
pm	pm				pm	pm

WASHINGTON, NEW YORK *to* MAINE, THE MARITIMES *and* NEWFOUNDLAND

TABLE 34
ALL FLIGHTS DAILY

	202-146	32	12-136	6-32	144	Read Down		Read Up	243-103	43-7	41-3	131-201	
	pm	pm	pm	am	am				pm	pm	pm	am	
.....	★6.02	.....	★1.27	★6.33	.....	Lv	Washington... (EST)	Ar	1.30	6.55	11.40	2.10	.....
.....	8.00	.....	4.00	10.00	3.40	Lv	New York..... "	Ar	11.29	3.34	9.15	11.54	.....
.....	–	.....	–	–	–	Lv	Bridgeport .... "	Ar	–	3.01	–	–	.....
.....	♂7.52	.....	–	–	–	Lv	Hartford..... "	Ar	10.39	2.29	8.22	11.04	.....
.....	–	.....	–	–	–	Lv	Springf'd-Westf'd "	Ar	–	–	7.55	–	.....
.....	–		–	–	–	Lv	Providence.... "	Ar	–	–	–	–	.....
.....	9.15		5.15	11.15	4.55	Ar	Boston..... (EST)	Lv	9.50	1.40	★7.05	10.15	.....
	20	32	4	6	2		NORTHEAST AIRLINES		21	1	5	3	
.....	9.30	6.30	5.30	11.30	8.30	Lv	Boston..... (EST)	Ar	9.31	12.38	6.40	9.40	.....
.....	10.13	7.13	6.13	–	9.13	Ar	Portland..... "	Lv	8.49	11.56	–	8.53	.....
.....	10.44	.....	6.46	–	9.46	Ar	Augusta..... "	Lv	8.18	11.23	–	8.25	.....
.....	11.17	.....	7.19	12.50	10.19	Ar	Bangor..... "	Lv	7.45	10.50	5.20	7.50	.....
.....	12.48	.....	.....	–	.....	Ar	Presque Isle.. (EST)	Lv	6.15	.....	–	.....	.....
.....	.....	.....	.....	3.40	.....	Ar	Moncton..... (AST)	Lv	.....	.....	4.10	.....	.....
				42			TRANS-CANADA AIR LINES				41		
.....	.....	.....	.....	12.45	.....	Lv	Moncton..... (AST)	Ar	.....	.....	11.20	.....	.....
.....	.....	.....	.....	2.05	.....	Ar	Sydney..... "	Lv	.....	.....	9.55	.....	.....
.....	.....	.....	.....	5.00	.....	Ar	Gander..... (NST)	Lv	.....	.....	7.50	.....	.....
.....	.....	.....	.....	6.05	.....	Ar	St. John's..... (NST)	Lv	.....	.....	6.45	.....	.....
	am	pm	pm	am	am				am	am	am	pm	

AKRON - CLEVELAND - BUFFALO - TORONTO

TABLE 37
ALL FLIGHTS DAILY

	80	Read Down		Read Up	83	
	am				pm	
.....	†11.01	Lv	Akron.....(EST)	Ar	5.50	.....
.....	12 ★45	Lv	Cleveland..... "	Ar	4.25	.....
.....	2.14	Ar	Buffalo.....(EST)	Lv	2.46	.....
	99				98	
.....	2.40	Lv	Buffalo.....(EST)	Ar	1.35	.....
.....	3.18	Ar	Toronto.....(EST)	Lv	1.00	.....
	pm		†—Via UAL		pm	

EXPLANATION OF REFERENCE MARKS

*—Children's ground transportation fares are generally approximately one-half the published fares. Consult AA Agent for complete details.
a—$0.75 for one; two or more $0.25 each additional.
b—One to four.
c—Approximate fare—pay meter rate.
d—$1.00 for one; two or more $0.75 each.
e—$0.62 per passenger.
f—Limousine leaves Providence Biltmore Hotel only.
g—Two or more passengers $0.50 each.
h—For two or more passengers $1.75 each.
i—$2.06 per passenger.
NC—Fare included no additional charge.
Note.—Fares for taxi service apply generally from downtown areas only. Subject to higher charge from outlying sections and for additional stops.
#—The number of minutes before plane departure when passengers should leave the downtown area in order to allow sufficient time for driving to the airport and necessary formalities before boarding plane.
▲—Passengers destined to Mexico allow 1 hour additional.

TRANSATLANTIC SERVICE

EASTBOUND

CHICAGO-WASHINGTON-PHILADELPHIA-NEW YORK-BOSTON-LONDON-AMSTERDAM-COPENHAGEN-STOCKHOLM

TABLE 38

		10 Sun-Thu-Sat		16 Monday		24 Tuesday		14 Tuesday		20 Wednesday		22 Friday		18 Friday	
		LZT	GCT	LZT	GCT	LZT	GCT	LZT	GCT	LZT	GCT	LZT	GCT	LZT	GCT
Chicago, Ill. (CST) (Municipal Airport)	Lv			9.45am	1545										
Washington, D. C. (EST) (National Airport)	Lv									10.40am	1540			11.00am	1600
Philadelphia, Pa. " (Southwest Airport)	Ar													11.45am	1645
Philadelphia, Pa. " (Southwest Airport)	Lv													12.30pm	1730
New York, N. Y. " (La Guardia Airport)	Ar									11.55am	1655				
New York, N. Y. " (La Guardia Airport)	Lv	1.00pm	1800			10.00am	1500	12.00N	1700	1.00pm	1800	10.00am	1500		
Boston, Mass. " (Bedford Airport)	Ar							1.15pm	1815						
Boston, Mass. (EST) (Bedford Airport)	Lv							2.00pm	1900						
Shannon Airport (LZT) (Ireland)	Ar	10.10am	0910	10.10am	0910	7.10am	0610	10.10am	0910	10.10am	0910			10.10am	0910
Shannon Airport " (Ireland)	Lv	11.10am	1010	11.10am	1010	8.10am	0710	11.10am	1010	11.10am	1010			11.10am	1010
London, England " (Hurn)	Ar	12.10pm	1210	12.10pm	1210			12.10pm	1210	12.10pm	1210			12.10pm	1210
Amsterdam, Holland " (Schiphol Airfield)	Ar					11.05am	1005								
Copenhagen, Den. " (Kastrup Airport)	Ar											12.25pm	1125		
Copenhagen, Den. " (Kastrup Airport)	Lv											12.55pm	1155		
Stockholm, Sweden (LZT) (Bromma Airport)	Ar											2.40pm	1340		

SAN FRANCISCO - LOS ANGELES - FT. WORTH - DALLAS WASHINGTON - PHILADELPHIA - NEW YORK - LONDON COPENHAGEN - STOCKHOLM

TABLE 39

104	6	2	Read Down		Read Up	103	203	7
am	am	am				am	pm	pm
W11.00	U7.00	U3.30	Lv	San Francisco (PST)	Ar	U9.05	T12.15	W2.35
1.45	★10.30	★7.15	Lv	Los Angeles (PST)	Ar	6.03	9.36	10.51
◊12★17	◊★8.24	★8.24	Lv	San Diego (PST)	Ar	4.58	–	◊10.53
◊3.26	–	11.33	Lv	Phoenix (MST)	Ar	–	8.03	9.18
★5.47	2.32	★12.30	Lv	Tucson "	Ar	3.20	–	◊9.15
7.38	★4.23	2.21	Lv	El Paso (MST)	Ar	1.16	★5.28	★6.41
11.55	9.07	7.33	Lv	Ft. Worth (CST)	Ar	◊11.52	–	3.22
12.27	9.39	◊8.05	Lv	Dallas "	Ar	9.47	–	◊4.24
–	–	★◊6.15	Lv	Oklahoma City "	Ar	–	1.31	–
–	–	–	Lv	Tulsa "	Ar	–	12.28	◊2.40
–	12.23	11.41	Lv	Memphis "	Ar	★6.36	◊11.08	12.01
★4.19	–	1.16	Lv	Nashville (CST)	Ar	★4.50	8.30	10.15
8.41	★6.18	★5.38	Ar	Washington (EST)	Lv	1.45	★5.25	★7.10
–	–	6.48	Ar	Philadelphia "	Lv	–	◊2.45	–
10.24	8.18	7.42	Ar	New York (EST)	Lv	★11.55	3.35	5.20

22 Fri.	18 Fri.	20 Wed	10 Sun-Tue-Thu-Sat.	AMERICAN OVERSEAS AIRLINES, INC.		11 Sun-Tue-Wed Sat.	19 Mon	21 Fri.	23 Sun.
	11.00	10.40		Lv Washington, D. C. (EST)	Ar		12.45	1.05	
	12.30	↓		Lv Philadelphia, Pa. "	Ar		11.30	↑	
10.00	↓	1.00	x1.00	Lv New York, N. Y. (EST)	Ar	11z00	↑	11.00	6.20
↓	10.10	10.10	10.10	Ar Shannon Airp't, Ireland (LZT)	Lv	10.15	10.15	10.15	↑
↓	12.10	12.10	12.10	Ar London, England "	Lv	6.15	6.15	6.15	
12.25				Ar Copenhagen, Den. "	Lv				11.45
2.40				Ar Stockholm, Sweden (LZT)	Lv				9.30
pm	pm	pm	pm			pm	pm	pm	am

MEXICO CITY - MONTERREY - FT. WORTH - DALLAS - WASHINGTON PHILADELPHIA - NEW YORK - LONDON - COPENHAGEN - STOCKHOLM

TABLE 40

		58-104	56-6	Read Down		Read Up	5-59	7-57	9-57	
am	am	pm	pm				am	pm	pm	am
		4.00	2★00	Lv Mexico City (CST)		Ar	9.18	12.28	12.28	
		7★00	5.00	Lv Monterrey "		Ar	6★09	9★19	9★19	
		9.55	–	Lv San Antonio "		Ar	–	6★48	6★48	
		11.55	9.07	Lv Ft. Worth "		Ar	1.50	3.22	◊3.22	
		12.27	9.39	Lv Dallas "		Ar	1.18	–	4★24	
		–	12.23	Lv Memphis "		Ar	9.34	12.01	1.13	
		4★19	–	Lv Nashville (CST)		Ar	7.48	10.15	10◊15	
		8.41	6★18	Ar Washington (EST)		Lv	4★13	7★10	8.20	
		–	–	Ar Philadelphia "		Lv	2.45	◊8.10	◊8.10	
		10.24	8.18	Ar New York (EST)		Lv	1.50	5.20	6★10	

22 Fri.	18 Fri.	20 Wed	10 Sun-Tue-Thu-Sat.	AMERICAN OVERSEAS AIRLINES, INC.		11 Sun-Tue-Wed Sat.	19 Mon	21 Fri.	23 Sun.
	11.00	10.40		Lv Washington, D. C. (EST)	Ar		12.45	1.05	
	12.30	↓		Lv Philadelphia, Pa. "	Ar		11.30	↑	
10.00	↓	1.00	x1.00	Lv New York, N.Y. (EST)	Ar	11z00	↑	11.00	6.20
↓	10.10	10.10	10.10	Ar Shannon Airp't, Ireland (LZT)	Lv	10.15	10.15	10.15	↑
↓	12.10	12.10	12.10	Ar London, England "	Lv	6.15	6.15	6.15	
12.25				Ar Copenhagen, Den. "	Lv				11.45
2.40				Ar Stockholm, Sweden (LZT)	Lv				9.30
pm	pm	pm	pm			pm	pm	pm	am

x—Departs New York 12.00 noon on Tuesdays only.

z—Arrives New York 11.50 a.m. on Thursdays only.

EXPLANATION OF REFERENCE MARKS ON PAGE 17

TRANSATLANTIC SERVICE

WESTBOUND

STOCKHOLM-COPENHAGEN-AMSTERDAM-LONDON-BOSTON-NEW YORK-PHILADELPHIA-WASHINGTON-CHICAGO

TABLE 38A

		23 Sunday		11 Sun-Tue-Sat		19 Monday		25 Wednesday		15 Wednesday		17 Thursday		21 Friday	
		LZT	GCT	LZT	GCT	LZT	GCT	LZT	GCT	LZT	GCT	LZT	GCT	LZT	GCT
Stockholm, Sweden (LZT) (Bromma Airport)	Lv	9.30am	0830												
Copenhagen, Den. " (Kastrup Airport)	Ar	11.15am	1015												
Copenhagen, Den. " (Kastrup Airport)	Lv	11.45am	1045												
Amsterdam, Holland " (Schiphol Airfield)	Lv							3.15pm	1415						
London, England " (Hurn)	Lv			6.15pm	1815	6.15pm	1815			6.15pm	1815	6.15pm	1815	6.15pm	1815
Shannon Airport " (Eire)	Ar			9.15pm	2015	9.15pm	2015	6.35pm	1735	9.15pm	2015	9.15pm	2015	9.15pm	2015
Shannon Airport (LZT) (Eire)	Lv			10.15pm	2115	10.15pm	2115	7.35pm	1835	10.15pm	2115	10.15pm	2115	10.15pm	2115
Boston, Mass. (EST) (Bedford Airport)	Ar									9.55am	1455				
Boston, Mass. " (Bedford Airport)	Lv									10.40am	1540				
New York, N. Y. " (La Guardia Airport)	Ar	6.20am	1120	11.00am	1600			8.20am	1320	11.50am	1650			11.00am	1600
New York, N. Y. " (La Guardia Airport)	Lv													11.45am	1645
Philadelphia, Pa. " (Southwest Airport)	Ar					11.30am	1630								
Philadelphia, Pa. " (Southwest Airport)	Lv					12.00am	1700								
Washington, D. C. (EST) (National Airport)	Ar					12.45pm	1745							1.05pm	1805
Chicago, Ill. (CST) (Municipal Airport)	Ar											1.05pm	1905		

CHICAGO - DETROIT - BUFFALO - ROCHESTER - SYRACUSE NEW YORK - LONDON - COPENHAGEN - STOCKHOLM

TABLE 41

28	50	Read Down		Read Up	97	117	123
am	am				am	pm	pm
12.30		Lv Chicago	(CST)	Ar		2.31	7.36
3.19		Lv Detroit	(EST)	Ar		1.25	★6.30
4.59	7.00	Lv Buffalo	"	Ar	11.30	★11.31	4.36
–	★7.36	Lv Rochester	"	Ar	10.51	–	◊3.56
–	★8.19	Lv Syracuse	"	Ar	10.06	–	◊3.11
6.43	9.45	Ar New York	(EST)	Lv	★8.25	9.15	2.20

22 Fri.	20 Wed.	10 □	AMERICAN OVERSEAS AIRLINES, INC.			11 △	21 Fri.	23 Sun.
10.00	1.00	x1.00	Lv New York, N. Y.	(EST)	Ar	z11.00	11.00	6.20
↓	12.10	12.10	Ar London, England	(LZT)	Lv	6.15	6.15	↑
12.25			Ar Copenhagen, Den.	"	Lv			11.45
2.40			Ar Stockholm, Sweden	(LZT)	Lv			9.30
pm	pm	pm				pm	pm	am

MEXICO CITY - MONTERREY - FT. WORTH - DALLAS OKLAHOMA CITY - TULSA - ST. LOUIS - CHICAGO - LONDON

TABLE 43

58	Read Down		Read Up	73-59	59
pm				am	am
4.00	Lv Mexico City	(CST)	Ar	9.18	9.18
★7.00	Lv Monterrey	"	Ar	★6.09	★6.09
12.05	Lv Ft. Worth	"	Ar	11.52	2.18
12.37	Lv Dallas	"	Ar	11.20	1.46
2.02	Lv Oklahoma City	"	Ar	9.52	12.18
3.02	Lv Tulsa	"	Ar	8.49	11.15
5.22	Lv St. Louis	"	Ar	★5.27	8.35
7.03	Ar Chicago	(CST)	Lv	3.10	★6.45

16 Monday	American Overseas Airlines, Inc.			17 Thurs.	
9.45	Lv Chicago, Ill.	(CST)	Ar	1.05	
10.10	Ar Shannon Airport, Eire	(LZT)	Lv	10.15	
11.10	Lv Shannon Airport, Eire	"	Ar	9.15	
12.10	Ar London, England	(LZT)	Lv	6.15	
pm				pm	pm

SEATTLE - PORTLAND - SAN FRANCISCO CHICAGO - LONDON

TABLE 42

UAL	Read Down		Read Up	UAL
pm				am
5.00	Lv Seattle	(PST)	Ar	◊8.51
6.15	Lv Portland	"	Ar	◊7.38
◊5.30	Lv San Francisco	(PST)	Ar	5.44
8.12	Ar Chicago	(CST)	Lv	5.30

16 Mon.	AMERICAN OVERSEAS AIRLINES, INC.			17 Thurs.
9.45	Lv Chicago, Ill.	(CST)	Ar	1.05
12.10	Ar London, England	(LZT)	Lv	6.15
pm				pm

□—Sun., Tues., Thurs. and Sat. △—Sun., Tues., Wed. and Sat.

Transatlantic Passenger Fares in U.S. Currency

(Children's Fares Furnished on Request)

BETWEEN / AND	AMSTERDAM, Netherlands		COPENHAGEN Denmark		LONDON, England		SHANNON AIRPORT, Eire		STOCKHOLM, Sweden	
	One Way	Round Trip	One Way	Round Trip	One Way	Round Trip	One Way	Round Trip	One Way	Round Trip
AMSTERDAM, Netherlands							65.00	117.00		
BOSTON, Mass.	390.00	702.00	456.00	820.80	366.00	658.80	325.00	585.00	486.00	874.80
CHICAGO, Ill.	429.65	781.30	495.65	900.10	405.65	738.10	364.65	664.30	525.65	954.10
LONDON, England							42.00	75.60		
NEW YORK, N. Y.	399.00	718.20	465.00	837.00	375.00	675.00	334.00	601.20	495.00	891.00
PHILADELPHIA, Pa.	402.75	727.00	468.75	845.80	379.40	683.80	338.40	610.00	498.75	899.80
SHANNON AIRPORT, Eire	65.00	117.00			42.00	75.60				
WASHINGTON, D. C.	408.40	738.30	474.40	857.10	385.05	695.10	344.05	621.30	504.40	911.10

PASSENGER FARES ON PAGE 23

GENERAL INFORMATION

AIR EXPRESS — All flights carry Air Express. Special door-to-door pickup and delivery afforded by Air Express Division of the Railway Express Agency, Inc., in United States and Canada. International Air Express Service is available to Mexico and points on the Transatlantic Route.

AIRFREIGHT — For information regarding rates, pickup and delivery service, inquire at any American Airlines office.

AIR MAIL — All flights carry Air Mail.

BAGGAGE — Following rules apply to all except Transatlantic route passengers:

Free Allowance within the United States and Canada, 40 pounds; to or from Mexico, 55 pounds.

Excess baggage may be accepted, space and weight permitting at the rate of ½% of the one way adult fare per pound.

Liability of Carrier limited to $100.00 unless a higher valuation is declared and an additional charge paid therefor in advance. Total valuation limited to $2500.00 on each full fare ticket.

CANCELLATION BY COMPANY — The company reserves the right to cancel bookings before passage or en route. Captain may remove passengers from plane at any point on the route for safety or other cause. In any event the passenger's sole recourse shall be recovery of that portion of the fare equal to the distance untraveled.

CANCELLATION BY PASSENGER — The purchaser may receive a refund for unused transportation providing reservation is cancelled prior to departure.

CHILDREN — One child under two years of age, not occupying a seat, will be carried free with each accompanying passenger twelve years of age or over.

EQUIPMENT — All passenger flights in the United States, Canada and Mexico are operated with Douglas DC-3 Flagships except flights specifically indicated which are operated with Douglas DC-4 Flagships.

Flights on the Transatlantic route are operated with Douglas DC-4 Flagships.

FARES — All fares are shown herein for information purposes only, and are subject to correction and change without notice. Official tariffs are on file and open for public inspection at any American Airlines office.

GROUND TRANSPORTATION — Ground transportation service is available at reasonable rates in all cities served by American Airlines System. (See Page 1). Passengers using their own transportation direct to the airport are requested to report to the ticket agent at least ten minutes before plane departure time on domestic flights.

INSURANCE — Trip insurance is available at all airline offices.

MEALS — Meals are served aloft at no additional charge.

REFUNDS — In Europe requests for your refunds on tickets issued on American Airlines System should be addressed to the European Traffic Manager, American Overseas Airlines, Inc., 120 Pall Mall, London, England, S.W. 1, and in the Western Hemisphere they should be addressed to the Manager of Auditing, American Airlines System, 910 South Boston Avenue, Tulsa, Oklahoma.

RESERVATIONS — American Airlines welcomes advance reservations. Reservations for unticketed passengers will be held only for a reasonable time; if a passenger fails to purchase his ticket by the "time limit" agreed upon, the reservation will be cancelled and resold.

STEWARDESSES — Stewardess service is provided on all American Airline System flights.

STOP-OVER — Stop-overs will be allowed at any regular stop, provided reservation is made accordingly.

TAXES — Any taxes imposed by Governmental authority are in addition to transportation fare, and will be collected wherever effective.

TIME TABLES — These time tables show the time at which planes may be expected to depart from and arrive at the stations shown herein, and to connect with trains or other planes, but their departure, arrival, or connection at the time stated is not guaranteed. American Airlines reserves the right to vary from the time, shown in this publication without notice to the public.

UNSCHEDULED LANDINGS — So that maximum amount of space be made available on all flights for the transportation of passengers and cargo, it will occasionally be necessary to make unscheduled landings at intermediate airports enroute for fuel.

SPECIAL INFORMATION FOR INTERNATIONAL PASSENGERS

PASSPORTS, ETC. — Passengers on international flights must possess all documents required by the laws to the countries from, into or over which they are to fly and should any required documents be missing, passage may be denied. The following documents are required by United States Citizens proceeding to country of destination without stop-over:

To Canada: Proof of United States Citizenship.

To Denmark: U. S. Passport and Danish Visa.

To Ireland: U. S. Passport and Irish Visa.

To Mexico: For a pleasure trip, Proof of U. S. Citizenship and Mexican Tourist Card. For a business trip, a U. S. Passport, Mexican Visa and appropriate immigration form as prescribed by the Mexican consul.

To Netherlands: U. S. Passport and Netherlands Visa.

To Newfoundland: Proof of U. S. Citizenship if remaining in Newfoundland less than six weeks; otherwise a U. S. Passport.

To Sweden: U. S. Passport and Swedish Visa.

To United Kingdom: U. S. Passport and British Visa.

Documentary requirements are subject to change without notice. The above are given for information only and American Airlines System will not be responsible for any failure of passengers to comply with governmental requirements in force at the time of their passage.

BAGGAGE — For Mexico and Canada passengers refer to left hand column, this page. For **Transatlantic Route** passengers: **Free Baggage** allowance is 55 pounds. **Excess Baggage** may be accepted, space and weight permitting, at the rate of 1% of the one way adult fare, per kilo (2.21 pounds). **Liability of Carrier** is limited to $1000.00 unless a higher valuation is declared and paid for at the rate of 15 cents per $100.00 or fraction thereof. Total valuation limited to $5000.00 except on special prior arrangement.

CHECK-IN AT PORT OF EMBARKATION — Passengers must arrive sufficiently in advance of the scheduled departure of aircraft to permit checking of their baggage and the completion of governmental and other formalities. Passengers on overseas flights must arrive at airport of embarkation at least one hour before scheduled departure. Flights will not be delayed for passengers who arrive too late and the carrier shall not be liable to any such passenger except to refund a portion of the fare in accordance with tariff provisions. Passengers holding return reservations, from Mexico, whether ticketed or not, must present their international documents and tickets to American Airlines Office Mexico City or Monterrey by 1.00 p.m. of the day before their scheduled departure or it will be assumed that they wish their return reservations to be cancelled.

CURRENCY RESTRICTIONS — Passengers to countries other than Canada may not carry United States currency in denominations larger than $20.00 bills. Many European and Latin American countries prohibit the importation of more than $50.00 or equivalent in any currency. It is strongly recommended that all funds of international travelers be converted into Travelers checks, bank drafts or letter of credit.

CUSTOMS DUTIES ON BAGGAGE — Baggage of international travelers will be examined by customs officers of each country on arrival. Personal articles intended for use while traveling are admitted free of duty. However, any merchandise for sale, gifts, samples or anything being carried for other persons will be subject to duty.

Residents of the United States are permitted to bring back, duty free, $100.00 in merchandise acquired outside United States, provided the traveler has been away from United States more than 48 hours (except to Mexico where no minimum is prescribed) and further provided that this free allowance is claimed not oftener than once in thirty days. This merchandise must be for the traveler's own personal use or for the personal use of immediate members of his family.

RESERVATIONS — Reservation requests must include the following information:

1. Passenger's first, middle and last name.
2. Sex.
3. Nationality.
4. Passport number (For European Passengers).
5. Purpose of trip (For Mexican Passengers).
6. International travel documents in passenger's possession.

TAXES — Mexican transportation tax, varying from $.45 to $2.25 depending on value of ticket, will be assessed at time return reservations are checked.

EXPLANATION OF REFERENCE MARKS ON PAGE 17

EXAMPLES OF PASSENGER FARES

For fares not shown call any American Airlines System Office

Round-Trip Fares are Twice the One-Way Fares

ONE WAY FARES All Fares are Airport-to Airport and Subject to Government Taxes	Baltimore, Md.	Boston, Mass.	Buffalo, N. Y.	Chicago, Ill.	Cincinnati, Ohio	Cleveland, Ohio	Columbus, Ohio	Detroit, Mich.	Ft. Worth-Dallas, Tex.	Hartford, Conn.	Los Angeles, Calif.	Louisville, Ky.	Memphis, Tenn.	Nashville, Tenn.	New York-Newark	Philadelphia, Pa.	Rochester, N. Y.	St. Louis, Mo.	San Antonio, Tex.	Tucson, Ariz.	Tulsa, Okla.	Washington, D. C.
Akron, O.	.....	25.40	10.35	.....	10.75	2.50	4.85	.....	52.30	21.80	99.70	14.95	31.50	22.20	18.60	.....	12.95	.....	63.60	84.00	40.35	.....
Baltimore, Md.	.....	16.55	22.00	27.25	20.95	.....	.....	.....	57.95	12.45	111.35	23.60	39.00	29.70	8.20	3.80	20.85	34.05	69.25	94.10	50.45	2.50
Boston, Mass.	16.55	.....	18.80	39.65	35.00	25.40	29.10	29.05	72.95	4.10	125.10	39.20	55.55	46.25	8.35	12.75	18.80	48.20	84.25	108.25	64.60	18.40
Bristol, Va.	18.00	34.55	.....	.....	.....	.....	.....	.....	41.80	30.45	98.15	.....	21.00	11.70	26.20	21.80	.....	.....	53.10	79.90	36.25	16.15
Buffalo, N. Y.	22.00	18.80	.....	21.70	20.05	8.85	14.15	10.25	61.60	15.20	107.15	24.25	40.80	31.50	13.80	18.20	2.60	33.25	72.90	92.90	49.65	23.85
Chicago, Ill.	27.25	39.65	21.70	.....	12.45	.....	.....	11.45	41.60	36.05	85.45	.....	.....	.....	32.85	30.30	24.30	11.70	52.90	71.20	28.10	27.25
Cincinnati, O.	20.95	35.00	20.05	12.45	.....	11.20	5.90	.....	41.55	31.40	92.25	4.20	20.75	11.45	28.20	24.75	22.65	.....	52.85	75.00	31.35	19.10
Cleveland, O.	.....	25.40	8.85	.....	11.20	.....	5.30	.....	52.75	21.80	99.70	15.40	31.95	22.65	13.60	.....	11.45	.....	64.05	84.45	40.80	.....
Columbus, O.	.....	29.10	14.15	.....	5.90	5.30	.....	.....	47.45	25.50	96.40	10.10	26.65	17.35	22.30	.....	16.75	.....	58.75	79.15	35.50	.....
Dallas-Ft. Worth, Tex.	57.95	72.95	61.60	41.60	41.55	52.75	47.45	52.75	.....	69.35	57.40	37.35	20.80	30.10	66.15	61.75	64.20	29.90	11.30	38.10	13.50	57.95
Dayton, O.	.....	32.40	17.45	.....	2.60	8.60	3.30	.....	44.15	28.80	93.10	6.80	23.35	14.05	25.60	.....	20.05	.....	55.45	75.85	32.20	19.10
Detroit, Mich.	.....	29.05	10.25	11.45	.....	.....	.....	.....	52.75	25.45	96.90	.....	.....	.....	22.55	.....	12.85	23.15	64.05	82.65	39.55	.....
El Paso, Tex.	81.75	95.90	80.95	59.40	62.65	72.10	66.80	70.85	25.75	92.30	34.50	60.00	46.55	55.85	89.10	85.55	83.55	47.70	.....	12.35	31.30	81.75
Erie, Pa.	.....	23.10	4.30	.....	15.75	4.55	9.85	.....	57.30	19.50	104.25	19.95	36.50	27.20	18.10	.....	6.90	.....	68.60	89.00	45.35	.....
Hartford, Conn.	12.45	4.10	15.20	36.05	31.40	21.80	25.50	25.45	69.35	.....	121.50	35.60	51.45	42.15	4.25	8.65	15.20	44.60	80.65	104.65	61.00	14.30
Indianapolis, Ind.	25.90	37.50	.....	7.50	4.95	.....	.....	.....	.....	33.90	.....	.....	.....	.....	30.70	27.60	.....	.....	.....	.....	.....	24.05
Knoxville, Tenn.	22.65	39.20	.....	.....	.....	.....	.....	.....	37.[illegible]	35.10	93.50	.....	16.35	7.05	30.85	26.45	.....	.....	48.45	75.25	31.60	20.80
Little Rock, Ark.	45.05	61.60	46.85	.....	26.80	38.00	32.70	.....	14.75	57.50	72.15	22.60	6.05	15.35	53.25	48.85	49.45	.....	26.05	52.85	.....	43.20
Los Angeles, Cal.	111.35	125.10	107.15	85.45	92.25	99.70	96.40	96.90	57.40	121.50	.....	89.60	78.20	86.45	118.30	115.15	109.75	77.30	.....	22.15	61.90	111.35
Louisville, Ky.	23.60	39.20	24.25	.....	4.20	15.40	10.10	.....	37.35	35.60	89.60	.....	16.55	7.25	31.80	27.40	26.85	.....	48.65	72.35	28.70	21.75
Memphis, Tenn.	39.00	55.55	40.80	.....	20.75	31.95	26.65	.....	20.80	51.45	78.20	16.55	.....	9.30	47.20	42.80	43.40	.....	32.10	58.90	.....	37.15
Nashville, Tenn.	29.70	46.25	31.50	.....	11.45	22.65	17.35	.....	30.10	42.15	86.45	7.25	9.30	.....	37.90	33.50	34.10	.....	41.40	68.20	24.55	27.85
New York-Newark	8.20	8.35	13.80	32.85	28.20	18.60	22.30	22.55	66.15	4.25	118.30	31.80	47.20	37.90	.....	4.40	12.65	41.40	77.45	101.45	57.80	10.05
Oklahoma City, Okla.	55.60	69.75	54.80	33.25	36.50	45.95	40.65	44.70	8.35	66.15	56.75	33.85	.....	29.70	62.95	59.40	57.40	21.55	19.65	38.50	5.15	55.60
Philadelphia, Pa.	3.80	12.75	18.20	30.30	24.75	.....	.....	.....	61.75	8.65	115.15	27.40	42.80	33.50	4.40	.....	17.05	37.85	73.05	97.90	54.25	5.65
Phoenix, Ariz.	97.10	110.85	92.90	71.20	78.00	85.45	82.15	82.65	43.15	107.25	17.10	75.35	63.95	73.25	104.05	100.90	95.50	63.05	.....	5.05	48.70	97.10
Providence, R. I.	14.85	2.50	18.10	38.95	34.30	24.70	28.40	28.35	72.25	2.90	124.40	38.45	53.85	44.55	6.65	11.05	18.10	47.50	83.55	107.55	63.90	16.70
Rochester, N. Y.	20.85	18.80	2.60	24.30	22.65	11.45	16.75	12.85	64.20	15.20	109.75	26.85	43.40	34.10	12.65	17.05	.....	35.85	75.50	95.50	52.25	22.70
St. Louis, Mo.	34.05	48.20	33.25	11.70	.....	.....	.....	23.15	29.90	44.60	77.30	.....	.....	.....	41.40	37.85	35.85	.....	41.20	60.05	16.40	34.05
San Diego, Cal.	111.35	125.10	107.15	85.45	92.25	99.70	96.40	96.90	57.40	121.50	5.55	89.60	78.20	86.45	118.30	115.15	109.75	77.30	.....	19.30	61.90	111.35
San Francisco, Cal.	111.35	125.10	107.15	85.45	95.70	99.70	99.00	96.90	72.55	121.50	.....	95.70	.....	95.70	118.30	115.15	109.75	83.60	.....	.....	.....	111.35
South Bend, Ind.	.....	36.20	18.45	3.45	.....	.....	.....	8.20	45.05	32.60	88.90	.....	.....	.....	29.40	.....	21.05	15.15	56.35	74.65	31.55	.....
Syracuse, N. Y.	17.55	17.70	5.90	27.60	25.95	14.75	20.05	16.15	66.15	13.60	113.05	30.15	46.70	37.40	9.35	13.75	3.30	39.15	77.45	98.80	55.55	19.40
Washington, D. C.	2.50	18.40	23.85	27.25	19.10	.....	.....	.....	57.95	14.30	111.35	21.75	37.15	27.85	10.05	5.65	22.70	34.05	69.25	94.10	50.45	.....

EXAMPLES OF INTERNATIONAL PASSENGER FARES

ONE WAY FARES All Fares are Subject to Government Taxes	Baltimore, Md.	Boston, Mass.	Buffalo, N. Y.	Chicago, Ill.	Cincinnati, Ohio	Cleveland, Ohio	Columbus, Ohio	Dallas-Ft. Worth, Tex.	Detroit, Mich.	El Paso, Tex.	Hartford, Conn.	Los Angeles, Calif.	Louisville, Ky.	Memphis, Tenn.	Nashville, Tenn.	New York-Newark	Philadelphia, Pa.	St. Louis, Mo.	San Antonio Tex.	San Diego, Calif.	Tulsa, Okla.	Washington, D. C.
Mexico City, Mexico	106.70	121.70	109.95	90.35	89.90	101.10	95.80	48.75	101.10	51.55	118.10	86.00	85.70	69.15	78.45	114.90	110.50	78.65	37.45	83.20	62.25	106.30
Monterrey, Mexico	83.95	98.95	87.60	67.60	67.55	78.75	73.45	26.00	78.75	28.80	95.35	63.30	63.35	46.80	56.10	92.15	87.75	55.90	14.70	60.45	39.50	83.95
Toronto, Canada	25.20	22.00	3.20	24.90	23.25	12.05	17.35	64.80	13.45	84.15	18.40	110.35	27.45	44.00	34.70	17 00	21.40	36.45	76.10	110.35	52.85	27.05

Fares are via direct route. Consult American Airlines System Office for permissible indirect routing.
Consult American Airlines System Agent concerning special round trip, government and children's fares for International Travel.