EFFECTIVE MAY 25, 1946

THE NATIONAL AND INTERNATIONAL

AMERICAN AIRLINES SYSTEM

COMPLETE SYSTEM SCHEDULES



ROUTE OF THE *Flagships*

EFFECTIVE MAY 25, 1946

THE NATIONAL AND INTERNATIONAL

AMERICAN AIRLINES SYSTEM

COMPLETE SYSTEM SCHEDULES MAY 25, 1946

PRINTED IN U. S. A.
COPYRIGHT, 1946, BY AMERICAN AIRLINES, INC.
CALVERT-HATCH CO., CLEVELAND 15, O.

American Airlines, Inc.
100 East 42nd Street
New York 17, N. Y.

POSTMASTER: If undeliverable for any reason, notify sender of reason on form #3547 for which postage is guaranteed.

EFFECTIVE MAY 25, 1946

THE NATIONAL AND INTERNATIONAL

AMERICAN AIRLINES SYSTEM

COMPLETE SYSTEM SCHEDULES

ROUTE OF THE *Flagships*

★

INFORMATION — RESERVATIONS — TICKET OFFICES — GROUND SERVICE

AMERICAN AIRLINES, Inc.
Cable Address — "AMAIR"
GENERAL OFFICES — 100 EAST 42nd ST., NEW YORK 17, N. Y.
C. R. SMITH, Chairman of the Board
R. S. DAMON, President
R. E. S. DEICHLER, Vice President — Sales
WILLIS G. LIPSCOMB, Asst. Vice Pres. & General Traffic Mgr.
HERBERT D. FORD, Director of Passenger Sales
J. A. WOOTEN, Director of Cargo Sales
REX SMITH, Vice President — Public Relations
LOUIS A. TRAXEL, Director of Personnel

AMERICAN AIRLINES

AMERICAN OVERSEAS AIRLINES, Inc.
Cable Address — "AMAIR"
GENERAL OFFICES — 100 EAST 42nd ST., NEW YORK 17, N. Y.
JOHN E. SLATER, Chairman of the Board
C. R. SMITH, President
HAROLD R. HARRIS, Vice Pres. & General Manager
J. STANTON ROBBINS, Vice President — Traffic
W. SANGER GREEN, General Traffic Manager
WILLIAM F. MULLER, European Traffic Manager
ARTHUR F. COFOD, Asst. to General Traffic Mgr.

CITY	FOR RESERVATIONS TELEPHONE	TICKET OFFICES	AIRPORT	MILES FROM CITY	CONVEYANCE	#Driving Time Minutes	*FARE (See Note) Page 19
Abilene, Texas	7021	Airport Terminal	Municipal	3½ E	Yellow Cab	25	$0.50
Akron 6, Ohio	STadium 5405	Airport Terminal	Municipal	4½ SE	Akron City Cab Co.	30	.86
Albany 1, N. Y.	8-4561	Hotel Ten Eyck	Municipal	9 NW	Taxi	30	1.00
Baltimore 2, Md.	RIverside 2550	1014 O'Sullivan Bldg.	Municipal	8 SE	Limousine Service	40	1.15
Battle Creek, Mich.	3-1541	Airport Terminal	Kellogg Municipal	4 SW	Taxi	25	1.00
Big Spring, Texas	1160	Airport Terminal	American Airlines Field	2½ W	Yellow Cab	20	a .75
Boston 28, Mass.	LIBerty 6700	Statler Hotel; 152 Federal St.	Logan International	3 E	Taxi	25	c 1.30
Information	LIBerty 6161						
Bridgeport, Conn.	7-4467	Airport Terminal	Municipal	4½ E	Yellow Cab	20	c 1.50
Bristol, Va.	Tri-City 7-4000	Airport Terminal	Tri-City	16½ SW	Bristol Airline Trans. Co.	50	1.50
Buffalo 2, N. Y.	HUmboldt 8000	Hotel Statler Arcade	Municipal	9 E	Limousine Service	40	1.15
Cambridge, Mass.	LIBerty 6700	See Boston	Logan International				
Chicago 11, Ill.	FRAnklin 8000	Palmer House and Stevens Hotel	Municipal	10½ SW	Limousine Service	50	1.15
Cincinnati 2, Ohio	CHerry 8140	38 East 4th St.	Lunken	6 E	Yellow Cab	35	.75
Cleveland 14, Ohio	ORchard 3300	923 Euclid Avenue	Municipal	12 SW	Limousine Service	60	1.15
Columbus 15, Ohio	FAirfax 3165	50 W. Broad St., Room 2850	Port Columbus	9 NE	Limousine Service	60	1.15
Dallas 1, Texas	RIverside 1501	Baker Hotel	Love Field	7 N	Yellow Cab	40	.75
Dayton 2, Ohio	VAndalia 4655	Biltmore Hotel Lobby	Municipal	11½ N	Limousine Service	40	1.15
Detroit 26, Mich.	PIngree 7000	1265 Washington Blvd. at Grand River	Detroit City	6 NE	Checker Cab	35	c 1.50
Douglas, Ariz.	1164	Airport Terminal	Douglas Army Air Field	10 N	Taxi	35	1.15
Elkins, W. Va.	1100	Airport Terminal	Municipal	3 S	Gainer's Cab	20	.50
El Paso, Texas	MAin 2700	Hilton Hotel	Municipal	7 NE	Limousine Service	♣ 35	1.05
Erie, Pa.	34-101	Airport Terminal	Port Erie	6 W	Yellow Cab	30	.75
Fort Worth 2, Texas	6-2181	Blackstone Hotel	Meacham Field	5 N	Yellow Cab	♣ 30	.50
Hartford 3, Conn.	7-5141	722 Main Street	Brainard Field	2½ SE	City Cab	15	c .75
Hollywood, Calif.	TUcker 2471	Hollywood Roosevelt Hotel	Lockheed Air Terminal	7½ NW	Limousine Service	55	1.15
Holyoke, Mass.	WEstfield 2700	Airport Terminal, Westfield	Barnes, Westfield	7 SW	Peter Pan Bus Co.	30	h 3.00
Houston 2, Texas	PReston 8259	Room 801, Second National Bank Bldg.					
Indianapolis 4, Ind.	BElmont 3501	519 Merchants Bank Bldg.	Municipal	8½ SW	Limousine Service	35	.90
Johnson City, Tenn.	Tri-City 7-4000	Airport Terminal	Tri-City	15 NW	Johnson City Air. Trans.	50	1.00
Joplin, Mo.	7085	Airport Terminal	Municipal	4 N	Taxi	20	c 1.00
Kingsport, Tenn.	Tri-City 7-4000	Airport Terminal	Tri-City	15 NE	Kingsport Airline Trans.	50	1.50
Knoxville, Tenn.	2-6135	Bank of Knoxville Bldg., Room 713	Municipal	12 SW	Airline Transit Service Cab	45	1.00
Little Rock, Ark.	4-0395	Airport Terminal	Municipal	2½ SE	Limousine Service	30	.60
Los Angeles 14, Calif.	TUcker 2471	521 West 6th Street	Lockheed Air Terminal	13 NW	Limousine Service	60	1.15
Louisville 2, Ky.	HIghland 4600	319 West Walnut Street	Bowman Field	6 SE	Yellow Cab Co.	30	d 1.00
Lynchburg, Va.	788	Airport Terminal	Preston Glenn	7 SW	Southern Cab Co.	30	1.00
Memphis 3, Tenn.	9-3311	Peabody Hotel	Municipal	9 SE	Limousine Service	40	.85
Mexico City, D. F. Mex.	(Ericsson) 18-09-07						
	(Mexicana) L-79-35	Avenida Cinco de Mayo 18	Central	3½ S	Limousine Service	1:30	.62
Milwaukee 2, Wis.	BRoadway 6870	110 E. Wisconsin Bldg.					
Minneapolis-St. Paul	MAin 8907	505 Northwestern Bank Bldg.					
Monterrey N. L., Mex.	90-11	Colonial Hotel	del Norte	15 N	Limousine Service	60	2.06
Montreal, Que., Can.	PLateau 4657	Windsor Hotel	Dorval	13 SW	Murray Hill Taxi	60	1.00
Nashville 3, Tenn.	6-7511	Hermitage Hotel	Municipal	6½ SE	Taxi	35	.50
Newark 1, N. J.	MItchell 2-8570	Robert Treat Hotel	Newark Municipal	2½ S	Taxi	30	a .75
New Haven, Conn.	7-4689		Municipal	6 E	Yellow Cab Co.	20	c 1.60
New York 17, N. Y.	HAvemeyer 6-5000	Airlines Terminal, 80 E. 42nd St.; Hotel New Yorker Lobby; Rockefeller Center, 18 W. 49th St.; 120 Broadway	La Guardia	9½ E	Carey Airport Service, Inc.	35	1.15
			Newark Municipal	13 SW	Limousine Service	50	1.15
Niagara Falls, N. Y.	Enterprise 9000	Airport Terminal	Municipal	5½ NE	Taxi	35	1.00
Oakland, Calif.	Enterprise 10718	%UAL—1940 Broadway	Municipal	9 SE	O. A. T. Cab	50	1.00
Oklahoma City 2, Okla.	6-3371	Skirvin Hotel	Municipal	9 SW	Limousine Service	40	.75
Peoria 5, Ill.	3-4441	Airport Terminal	Municipal	5½ SW	White Star Motor Coach	15	1.00
Philadelphia 2, Pa.	BELgrade 1000	1423 Walnut St.	Southwest Municipal	7½ SW	Limousine Service	35	.88
Phoenix, Ariz.	4-7281	18 East Adams St.	Sky Harbor	3½ SE	Arizona Tours, Inc.	30	.75
Pittsburgh 19, Pa.	HOmestead 2300	Airport Terminal	Allegheny County	11 S	Limousine Service	45	1.15
Providence 3, R. I.	UNion 1200	Turks Head Building	R. I. State	6½ S	Limousine Service	30	f .50
Roanoke, Va.	3-4411	Airport Terminal	Woodrum Field	6 N	Virginia Cab Co.	25	1.00
Rochester 4, N. Y.	GEnesee 366	Seneca Hotel Lobby	Municipal	5 SW	Limousine Service	35	.85
St. Louis 1, Mo.	DElmar 6500	Jefferson Hotel	Lambert Field	15 NW	Limousine Service	60	1.15
San Antonio 6, Texas	Travis 2691	310 N. St. Mary's St.—Gunter Hotel	Municipal	8½ N	Yellow Cab	♣ 40	1.00
San Diego 1, Calif.	Woodcrest 2111	U. S. Grant Hotel Arcade	Lindbergh	1½ NW	Taxi	20	c .75
San Francisco 4, Calif.	GArfield 8336	231 Montgomery St.	Municipal	13 SE	Airdrome Tr. Co.	50	1.15
South Bend 24, Ind.	3-1101	Airport Terminal	Bendix	3½ NW	Indiana Cab Co.	15	g .75
Springfield, Mass.	3-7871	44 Vernon St., Room 302	Barnes, Westfield	11 W	Peter Pan Bus Co.	35	1.00
Springfield, Mo.	1741	Airport Terminal	Springfield-Greene County	7 NW	Black and White Cab Co.	30	.50
Syracuse 2, N. Y.	5-3121	Onondaga Hotel Lobby	Municipal	8 NW	Limousine Service	40	1.00
Texarkana, Ark.	4000	Airport Terminal	Municipal	3½ NE	Yellow Cab	25	a .75
Toronto 1, Ont., Canada	WAverley 4661	22 King St., West	Malton	18 NW	Cadillac Livery	60	1.00
Tucson, Ariz.	1500	Pioneer Hotel	Davis-Monthan	6 SE	Limousine Service	35	1.15
Tulsa 3, Okla.	6-1103	507 South Boston	Municipal	7 NE	Limousine Service	40	.75
Washington 5, D. C.	EXecutive 2345	Statler Hotel; 813—15th St., N. W.	Washington National	4 S	Limousine Service	30	.75
Westfield, Mass.	WEstfield 2700	Airport Terminal	Barnes	3 N	Fedora Taxi Co.	20	c .75
Windsor, Ont., Canada	WIndsor 4-8633	Airport Terminal	Windsor	6½ SE	Yellow Cab	30	.75

OVERSEAS OFFICES

CITY	RESERVATIONS	TICKET OFFICES	AIRPORT	MILES	CONVEYANCE	#Time	*FARE
Amsterdam, Holland	8-4422	Persil House, Leidsche Boschje	Schiphol	8 ..	KLM Bus	:30	NC
Berlin, Germany	Tempelhof 660011	Tempelhof Airdrome	Tempelhof	.. ..	Military Bus	..	Free
Boston 28, Mass.	LIBerty 6700	Statler Hotel; 152 Federal St.	Bedford Airport				
Chicago 11, Ill.	FRAnklin 8000	430 No. Michigan Ave.	Municipal	10½ SW	Limousine Service	1:20	1.15
Copenhagen, Denmark	Palae 5982	Dagmarhus, 12 Vester Boulevard	Kastrup	2½	Danish Airlines Bus	:60	NC
Frankfurt-am-Main		Hotel Carlton	Rhein Main	2	Company Bus	..	Free
London, England	WHitehall 7868	120 Pall Mall, S. W., 1	Hurn	.. ..			
New York 17, N. Y.	ILlinois 8-4200	Airlines Terminal, 80 E. 42nd St.	La Guardia, Marine Term.	9½ E	Carey Airport Service, Inc.	1:30	1.15
Oslo, Norway	27321	Stortingsgaten 12	Gardermoen	.. ..	Norwegian Airlines Bus	:50	NC
Philadelphia 2, Pa.	BELgrade 1000	1423 Walnut St.	Southwest Municipal	7½ SW	Limousine Service	1:35	.88
Shannon Airp't, Ireland	Foynes 11	Shannon Airport	Shannon	16 ..	Bus Service	..	1.00
Stockholm, Sweden	214516	Jakobstorg 1	Bromma	5	Swedish Intercontinental Airlines Bus	:60	NC
Washington 5, D. C.	EXecutive 2345	813—15th St., N. W.	Washington National	4 S	Limousine Service	1:30	.75

AMERICAN AIRLINES
THE NATIONAL AND INTERNATIONAL ROUTE OF THE FLAGSHIPS

The Southern Route

Complete WESTBOUND TRANSCONTINENTAL Schedules

TABLE 1
Westbound—Read Down
ALL FLIGHTS DAILY UNLESS OTHERWISE INDICATED

	91	105	205	65–87	The Sun Country Special 1	133– ◉ 103	79	The Plainsman ◉ 331–5	69–83	◉ 275– 203	213– 271	◉ 239–7	231–9	◉ 501– 11	The Mercury ◉ 407	237– ◉ 275	The Southerner 49–3	209	◉ 345– 107	349– 201	109	Except Mon. 803
	pm	am	pm	am	am	am	pm	am	pm	pm	pm	pm	pm	pm	pm	pm	pm	pm	pm	pm	am	am
Boston ■ (EST) Lv						10.15		12★00	1.05	2.00		3.35	4.00	★6.00	7.00	7.05	7.20		9.00	10.30		
Providence ■ " Lv						δ8.34		δ11.34	–	–		–	δ4.30	–	–	–	7.59		–	–		
Spr'gf'ld-Westf'ld ■ " Lv						–		–	–	–		–	–	–	δ5.59	–	–		–	–		
Hartford ■ " Lv						δ9.43		–	–	–	4.05	–	–	–	δ6.28	8.03	δ8.03		δ8.58	–		
New Haven ..x ■ " Lv						–		–	–	–	–	–	–	–	–	–	–		–	–		
Bridgeport ■ " Lv						–		–	–	–	–	–	–	–	–	–	–		–	–		
Newark ■ " Ar						–		–	2.31	–	–	–	–	–	–	–	–		–	–		
New York ■ (EST) Ar						11.35		1.05	–	3.05	4.49	4.40	5.20	7.05	8.05	8.47	9.08		10.05	11.50		
New York ■ (EST) Lv		5.00			★7.05	12★30		1.45	–	3.45	5★05	★5.10	6.25	7.20	8.40	9.00	9.35		11.00	12.15		1.35
Newark ■ " Lv		–			–	–		–	2.50	–		–	6.50	–	–		–		–	–		2.05
Philadelphia ■ " Ar		–			7.53	–		2.33	3.31	–		5.53	–	8.03	–		–		–	–		–
Philadelphia ■ " Lv		–			7.58	–		2.38	3.36	–		6.03	–	8.18	–		–		–	–		–
Baltimore " Lv		–			–	–		–	–	5.13		–	8.16	–	–		–		12.33	–		–
Washington " Ar		6.35			8.57	1.45		3.37	4.35	5.37		7.02	8.40	9.17	9.55		11.10		12.57	1.50		3.34
Washington " Lv		★6.50		★7.00	9.12	2.10		3.52	★4.50	★5.51		7.17	8.55	9.32	10.20		11.30		1.12	2.05		3.49
Lynchburg " Lv		–			10.30	–		–		–		–	–	–	–		–		–	–		–
Roanoke " Lv		–		Via	11.05	–		–	Via	–		–	–	–	–		–		–	–		–
Bristol / Johnson City / Kingsport } Tri-City " Lv		–		Cincinnati	12.19	–		–	Cincinnati	–	Via	–	–	12.01	–	Via	–		–	–		–
Knoxville (EST) Lv		–			★1.16	–		★6.59		–	Chi-	–	–	–	–	Chi-	2.37		–	–		–
Nashville (CST) Ar		9.40		11.29	1.23	–		7.06	9.09	8.41		10.07	11.45	12.45	–		2.44		–	4.55		6.39
Nashville ■ " Lv		9.55		11★44	1.43	–		7.21	9.24	8.53	cago	10.22	12.01	1.00	–	cago	2.59		–	★5.07		6.54
Memphis " Ar		11.19		1.08	3.07	5.10		8.45	10.48	–		11.46	1.25	2.24	–		–		5.43	–		8.18
Memphis " Lv		11★31		1.20	3.19	★5.30		8.57	11.00	–		11.58	1.38	2.36	–		–		5.55	–		8.30
Little Rock " Lv		–		–	4.30	–		10.08	–	–		–	–	–	–		–		★7.06	–		–
Texarkana " Lv		–		–	★5.40	–		–	–	–		–	–	–	–		–		–	–		–
Tulsa " Ar		–		–	–	–		–	–	12.26	2.21	–	–	–	–		–		–	9.00		–
Tulsa " Lv		–		–	–	–		–	–	12.41	2.31	–	–	–	–		–		–	9.15		–
Oklahoma City " Ar		–		–	–	–		–	–	1.34	–	–	–	–	–		–		–	10.08		–
Oklahoma City " Lv		–		–	–	–		–	–	1.44	–	–	–	–	–		–		–	10★18		–
Ft. Worth " Lv		–		–	–	–		–	–	–	–	–	–	–	–		–		–	–		11.55
Dallas " Ar		2.21		4.10	6.51	7.45		12.13	1.50	–	–	2.43	4.23	–	3.25	5.15	–		9.11	–		12.15
Dallas " Lv		2.36		4.22	7.03	8.10		11.25	12.25	2.02	–	–	3.03	★4.43	–	★3.50	★5.40	–		9.23	–		12★27
Ft. Worth " Ar		2.56		4.42	7.23	–		11.45	12.45	2.22	–	–	–	–	5.36	–	–		7.09	9.43	–	–
Ft. Worth " Lv				★4.57	7.43	–		11.59	1.00	2.37	–	–	–	–	★5.51	–	–		★7.24	9.58	–	–
Abilene " Lv				–	8.57	–		–	–	–	–	–	–	–	–	–	–		–	11★12	–	–
Big Spring (CST) Lv				–	9.57	–		–	–	–	–	–	–	–	7.48	–	–		–	–	–	–
El Paso (MST) Ar				7.31	10.55	–		2.54	3.55	5.34	5.17	6.45	6.08	7.48	8.46	–	–		9.58	12.47	1.28	3.11
El Paso " Lv		5★20		7.43	11.07	–		3.06	4.07	★5.44	★5.27	6★55	★6.20	8.00	8.58	–	–		10.10	12.59	1.40	3.23
Douglas " Lv		–		–	–	–		–	–	–	–	–	–	–	–	–	–		–	2.29	–	–
Tucson " Lv		7.18		7.50	9.41	1.05		11.35	5.04	6.05	7.42	–	8.53	–	–	10.56	–	–	–	12.10	3.19	3.38	★5.21
Phoenix (MST) Lv		8.16		8.48	–	2.03		–	★6.02	★7.03	–	7.59	–	8.52	10★32	11★54	–	–	12★43	1★08	4.17	–	–
San Diego (PST) Ar		–		–	11.09	3.13		–	–	8.13	–	–	10.21	–	–	1.04	–	–	–	–	–	5.06	–
Los Angeles (PST) Ar		9.38		10.10	12.14	4.18		12.55	7.24	9.18	9.41	9.21	11.26	10.14	11.54	2.09	8.10	10.00	2.05	2.30	5.39	6.11	7.20
San Francisco (PST) Ar		U205		U1.45	T4.20	T7.20		T4.20	W9.55	U1205	U1249	U1205	U205	U1249	U3.55	W5.20	U1035	U1249	W5.20	W520	W9.10	W9.10	W9.55
T—TWA; U—UAL; W—WAL		am		pm	am	am		am	pm	pm	pm	pm	pm	pm	pm	pm	am	pm	pm	pm	pm	pm	pm

Cargo Only (Except Mon. 803): Boston–Newark; Philadelphia–Baltimore; Washington–Knoxville; Nashville–Los Angeles; San Francisco



Every day is departure day to EUROPE...

VIA *Flagship* — TO — BERLIN, STOCKHOLM, AMSTERDAM, COPENHAGEN, FRANKFURT-am-MAIN, LONDON, SHANNON and OSLO

AMERICAN AIRLINES
THE NATIONAL AND INTERNATIONAL ROUTE OF THE FLAGSHIPS

EXPLANATION OF REFERENCE MARKS ON PAGE 17

The Southern Route

Complete EASTBOUND TRANSCONTINENTAL Schedules

TABLE 1A
Eastbound — Read Down
ALL FLIGHTS DAILY UNLESS OTHERWISE INDICATED

	104	208	◉ 274	The Sun Country Special 2	The Plainsman 6	110	108	◉ 106	102	4	The Mercury ◉ 410	12	10	184	204	112	202	278	90	182– 166	The Southerner 8	Except Mon. 802
	pm	am	am	am	am	am	am	am	am	pm	pm	pm	pm	pm	pm	pm	pm	pm	pm	pm	pm	pm
San Francisco (PST) Lv (T—TWA; U—UAL; W—WAL)		U3.00	U3.30	U3.30	U8.00	U8.00	U1000	W1100	U1100	U1.00	U2.00	W2.45	U3.00	W500	W5.00	W600	U600	W9.00	W950	W9.50	W1045	W10.45
Los Angeles (PST) Lv		★7.20	★7.40	★8.15	10★25	10.40	12★25	2.05	3.10	★4.00	★5.00	5.15	6.15	7.35	8.00	8.50	9.05	11.30	12.05	12.20	1.50	1.30
San Diego (PST) Lv		–	–	9.24	–	11★47	1.32	–	–	–	–	★6.22	★7.22	–	–	–	10.12	12.37	–	–	–	–
Phoenix (MST) Lv		10.46	–	12.33	–	2.56	4.41	–	6.36	–	–	–	10.31	11.01	–	12.16	–	–	3.31	3.46	5.16	4.58
Tucson " Lv		r11.33	–	★1.30	2.27	3.53	–	★5.40	r7.23	8.02	–	9.56	–	–	12.02	–	1.46	4.11	4.28	4.43	–	–
Douglas " Lv			–	–	–	4.38	–	–		–	–	–	–	–	–	–	–	–	–	–	–	–
El Paso " Ar			–	3.11	4.08	5.59	6.56	–		9.43	–	11.37	12.46	1.16	1.43	2.31	3.27	5.52	6.09	6.24	7.31	7.11
El Paso (MST) Lv			–	3.23	★4.20	★6.11	★7.08	–		9.55	–	11.49	12.58	1.28	1.53	2.43	3★39	★6.02		★6.36	★7.43	7.23
Big Spring (CST) Lv			–	6.22	–	9.10	–	–		–	–	–	–	–	–	–	–	–		–	–	–
Abilene " Lv			–	7.20	–	–	–	–		–	–	–	–	–	–	–	–	–		10.13	–	–
Ft. Worth " Ar			–	8.18	8.53	10.44	11.16	–		2.03	–	–	5.31	–	–	6.51	–	–		11.11	–	11.31
Ft. Worth " Lv	4.15		–	8.38	9.08		11.31	–		2.18	–	–	5.46	–	–		–	–		11.23	–	11.46
Dallas " Ar	4.35		3.30	8.58	9.28		11.51	10.25		–	12.50	4.07	6.06	5.46	–		–	–		11.43	12.01	–
Dallas " Lv	4.50		★3.55	49.10	9.40		12.03	10.50		–	1.15	4.22	★6.18	6★01	–		–	–		11★55	12★16	–
Oklahoma City " Ar	–			–	–		–	–		–	–	–	–	–	7.05		8.22	–		–	–	–
Oklahoma City " Lv	–			–	–		–	–		–	–	–	–	–	7.15		8.32	–		–	–	–
Tulsa " Ar	–			–	–		–	–		–	–	–	–	–	8.04		9.21	11.50		–	–	–
Tulsa " Lv	–			–	–		–	–		–	–	–	–	–	★8.19		9★36	12★05		–	–	–
Texarkana " Lv	–			10.30	–		–	–		–	–	–	–	–	–		–			–	–	–
Little Rock " Lv	–			11.39	–		–	–		–	–	–	8.27	–	–		–			–	2.25	–
Memphis " Ar	7.26			12.36	12.16		–	12.50		–	–	6.58	9.24	8.37	–		–			2.31	3.22	–
Memphis " Lv	7★38		Via	12.48	12.23		–	1.10		–	–	★7.10	9.36	8.49	–		–	Via		2.43	3.34	–
Nashville ■ " Ar	8.59			2.09	1.49		3.43	–		6.08	–	8.31	10.57	10.10	11.41		1.22			4.04	4.55	3.36
Nashville ■ (CST) Lv	9.14		Chi-	2.24	2.04		★3.58	–		★6.23	–	8.46	11★12		11★53		1.34	Chi-		4.19	★5.10	3.51
Knoxville (EST) Lv	11.23			–	–		–	–		–	–	11★00	1.26		–		–				–	–
Kingsport / Johnson City / Bristol } Tri-City " Lv	–		cago	–	–		–	–		–	–	–	2.21		–		–	cago		Via Cincinnati	7.59	–
Roanoke " Lv	–			–	–		–	–		–	–	–	3.29		–		–			–	–	–
Lynchburg " Lv	–			–	–		–	–		–	–	–	3.53		–		–			–	–	–
Washington " Ar	2.05			6.49	6.29		8.23	–		10.48	7.40	1.37	5.03		4.18		5.59			10.40	10.04	8.16
Washington " Lv	2.17			★7.04	6.44		8.38	5.45		11.03	★8.05	1.49	5.13		4.30		6★11			10.52	10.16	8.31
Baltimore " Lv	–			–	★7.15		–	★6.10		11★34	–	2.20	★5.49		–		–			11.23	–	–
Philadelphia ■ " Ar	–			8.00	–		9.34	–		–	–	–	–		–		–			–	11.12	–
Philadelphia ■ " Lv	–			8.10	–		9.39	–		–	–	–	–		–		–			–	11.17	–
Newark ■ " Ar	–			–	–		–	–		–	–	–	–		5.51		–			–	–	–
New York ■ (EST) Ar	3.45		1.20	8.54	8.30		10.23	7.20		12.49	9.15	3.35	7.04		6.19		7.39	10.31		12.38	12.01	9.59
New York ■ (EST) Lv	6★15		2.50	10.00	9.00		11★00	8.00		2.00	10.00	★5.00	8.00		7.00		8.30	12.30		2.50	12.30	←
Newark ■ " Lv	–		–	–	–		–	–		–	–	–	–		–		–	–		–	–	
Bridgeport ■ " Ar	–		–	–	–		–	–		–	–	–	–		–		–	–		–	–	
New Haven ..x ■ " Ar	–		–	–	–		–	–		–	–	–	–		–		–	–		–	–	
Hartford ■ " Ar	7.01		–	–	δ10.51		–	–		–	δ10.51	–	–		–		–	–		–	–	
Spr'gf'ld-Westf'ld ■ " Ar	7.27		–	–	–		–	–		–	–	–	–		–		–	–		–	–	
Providence ■ " Ar	–		–	–	–		δ12.49	–		–	–	–	δ9.34		–		9.34	–		–	–	
Boston ■ (EST) Ar	8.18		4.05	11.05	10.15		12.05	9.15		3.05	11.05	6.05	9.15		8.05		10.06	1.45		4.05	1.45	
	am	am	am	am	am	pm	pm	am	pm	pm	am	pm	pm	am	pm	am	pm	am	am	am	am	pm

Cargo Only (Except Mon. 802): Los Angeles–Newark; Philadelphia–Washington; Baltimore–Boston

AMERICAN AIRLINES
THE NATIONAL AND INTERNATIONAL ROUTE OF THE FLAGSHIPS

EVERY HOUR ON THE HOUR **BOSTON - NEW YORK / NEWARK** EVERY HOUR ON THE HOUR

TABLE 2
SOUTHBOUND—READ DOWN
ALL FLIGHTS DAILY

			245	Early Bird 137	301	89	33	135	◉ 409	39	133	247	◉ 331	343	◉ 503	69	31	◉ 235
			am	am	am	am	am	am	am	am	am	am	am	pm	pm	pm	pm	pm
Boston	(EST)	Lv	5.25	6.00	★7.00	★7.05	8.00	8.50	9.00	10.00	10.15	11.00	★12.00	12.40	1.00	1.05	1.45	2.00
Providence	"	Ar	–	6.29	–	–	8.29	–	–	–	–	11.29	–	–	–	–	2.14	–
Providence	"	Lv	–	★6.34	–	–	8.34	–	–	–	–	★11.34	–	–	–	–	2.19	–
Springf'ld-Westf'ld	"	Ar	–	–	–	7.54	–	–	–	–	–	–	–	–	–	–	–	–
Springf'ld-Westf'ld	"	Lv	–	–	–	.....	–	–	–	–	–	–	–	–	–	–	–	–
Hartford	"	Ar	6.13	–	–	.....	–	9.38	–	–	–	–	–	1.28	–	–	–	–
Hartford	"	Lv	★6.18	–	–	.....	–	9.43	–	–	–	–	–	1.33	–	–	–	–
New Haven ..x....	"	Lv	–	–	–	.....	–	–	–	–	–	–	–	–	–	–	–	–
Bridgeport	"	Ar	–	–	–	.....	–	–	–	–	–	–	–	–	–	–	3.12	–
Bridgeport	"	Lv	–	–	–	.....	–	–	–	–	–	–	–	–	–	–	3.17	–
Newark	"	Ar	–	–	8.26	.....	–	–	–	–	–	–	–	–	–	2.31	–	
New York	(EST)	Ar	7.02	7.43	.....	.....	9.43	10.27	10.05	11.20	11.35	12.43	1.05	2.17	2.05	.....	3.45	3.05
			am	am	am	am	am	am	am	am	am	pm	pm	pm	pm	pm	pm	pm

EVERY HOUR ON THE HOUR **NEWARK / NEW YORK - BOSTON** EVERY HOUR ON THE HOUR

TABLE 2A
NORTHBOUND—READ DOWN
ALL FLIGHTS DAILY

			Early Bird 234	30	◉ 332	246	38	44	140	◉ 304	32	◉ 402	148	◉ 310	134	146	◉ 404	302
			am	am	am	am	am	am	am	am	am	am	am	am	pm	pm	pm	pm
New York	(EST)	Lv	.....	★6.15	★7.00	7.20	8.00	8.15	9.00	10.00	10.05	★11.00	★11.45	★12.00	12.30	1.00	2.00	.....
Newark	"	Lv	★6.00	–	–	–	–	–	–	–	–	–	–	–	–	–	–	2.00
Bridgeport	"	Ar	–	–	–	7.49	–	–	–	–	–	–	–	–	–	–	–	–
Bridgeport	"	Lv	–	–	–	7.54	–	–	–	–	–	–	–	–	–	–	–	–
New Haven...x....	"	Lv	–	–	–	–	–	–	–	–	–	–	–	–	–	–	–	–
Hartford	"	Ar	–	7.01	–	–	–	–	–	–	10.51	–	–	–	1.16	–	–	–
Hartford	"	Lv	–	7.06	–	–	–	–	–	–	10.56	–	–	–	1.21	–	–	–
Springf'ld-Westf'ld	"	Ar	–	7.27	–	–	–	–	–	–	–	–	–	–	–	–	–	–
Springf'ld-Westf'ld	"	Lv	–	7.32	–	–	–	–	–	–	–	–	–	–	–	–	–	–
Providence	"	Ar	–	–	–	8.37	–	9.19	–	–	–	–	12.49	–	–	–	–	–
Providence	"	Lv	–	–	–	8.42	–	9.24	–	–	–	–	12.54	–	–	–	–	–
Boston	(EST)	Lv	7.24	8.18	8.05	9.09	9.15	9.51	10.15	11.05	11.40	12.05	1.21	1.05	2.05	2.15	3.05	3.24
			am	am	am	am	am	am	am	am	am	pm	pm	pm	pm	pm	pm	pm

NEW YORK / NEWARK - WASHINGTON *and* NORFOLK

TABLE 3
SOUTHBOUND — READ DOWN
ALL FLIGHTS DAILY
UNLESS OTHERWISE INDICATED

			105	The West Virginian 161	Sun Country Special 1	◉ 309	◉ 315	301	◉ 409	305	167	103	◉ 401	The Plainsman 5	◉ 503	69	◉ 405	203
			am	am	am	am	am	am	am	am	am	pm	pm	pm	pm	pm	pm	pm
New York	(EST)	Lv	5.00	.....	★7.05	7.25	8.25	.....	10.30	★11.15	★11.45	★12.30	1.25	1.45	2.35	.....	3.35	3.45
Newark	"	Lv	–	★7.05	–	–	–	8.40	–	–	–	–	–	–	–	2.50	–	–
Philadelphia	"	Ar	–	–	7.53	–	–	–	–	12.03	–	–	–	2.33	–	3.31	–	–
Philadelphia	"	Lv	–	–	7.58	–	–	–	–	12.08	–	–	–	2.38	–	3.36	–	–
Baltimore	"	Ar	–	8.21	–	–	–	–	–	–	1.08	–	–	–	–	–	–	5.08
Baltimore	"	Lv	–	8.26	–	–	–	–	–	–	1.13	–	–	–	–	–	–	5.13
Washington	(EST)	Ar	6.35	8.50	8.57	8.40	9.40	10.09	11.45	1.07	1.37	1.45	2.40	3.37	3.50	4.35	4.50	5.37
Norfolk (Via PCA)	(EST)	Ar	7.50	10.20	10.20	10.20	12.39	12.39	2.47	2.47	3.15	3.15	4.20	5.06	7.45	7.45	7.45	7.45
			am	am	am	am	pm	pm	pm	pm	pm	pm	pm	pm	pm	pm	pm	pm

NORFOLK *and* WASHINGTON - NEWARK / NEW YORK

TABLE 3A
NORTHBOUND — READ DOWN
ALL FLIGHTS DAILY
UNLESS OTHERWISE INDICATED

			◉ 106	The Plainsman 6	Sun Country Special 2	The Mercury ◉ 410	◉ 304	108	◉ 402	◉ 310	4	302	◉ 404	The West Virginian 160	12	306	◉ 510	◉ 408
			am	am	am	am	am	am	am	am	am	am	am	am	am	pm	pm	pm
Norfolk (Via PCA)	(EST)	Lv	.....	.....	.....	.....	.....	.....	8.05	8.05	8.05	8.05	8.05	11.55	11.55	1.20	1.20	1.20
Washington	(EST)	Lv	★6.10	6.44	★7.04	★8.05	8.25	8.38	9.25	10.25	11.03	★12.20	★12.25	1.16	1.49	3.20	3.25	4.25
Baltimore	"	Ar	–	7.10	–	–	–	–	–	–	11.29	–	–	–	2.15	–	–	–
Baltimore	"	Lv	–	★7.15	–	–	–	–	–	–	★11.34	–	–	–	2.20	–	–	–
Philadelphia	"	Ar	–	–	8.00	–	–	9.34	–	–	–	–	–	2.12	–	4.16	–	–
Philadelphia	"	Lv	–	–	8.10	–	–	9.39	–	–	–	–	–	2.17	–	4.21	–	–
Newark	"	Ar	–	–	–	–	–	–	–	–	–	1.41	–	–	–	4.58	–	–
New York	(EST)	Ar	7.20	8.30	8.54	9.15	9.35	10.23	10.35	11.35	12.49	.....	1.35	3.01	3.35	.....	4.35	5.35
			am	am	am	am	am	am	am	am	pm	pm	pm	pm	pm	pm	pm	pm

AMERICAN AIRLINES
THE NATIONAL AND INTERNATIONAL ROUTE OF THE FLAGSHIPS

EXPLANATION OF REFERENCE MARKS ON PAGE 17

EVERY HOUR ON THE HOUR **BOSTON - NEW YORK / NEWARK** EVERY HOUR ON THE HOUR

TABLE 2
SOUTHBOUND—READ DOWN
ALL FLIGHTS DAILY

307	◉ 239	243	231	149	37	233	◉ 501	◉ 407	237	49	35	143	◉ 345	131	349	47			
pm	pm	pm	pm	pm	pm	pm	pm	pm	pm	pm	pm	pm	pm	pm	pm	pm			
3.00	3.35	.....	4.00	.....	★5.00	★5.05	★6.00	7.00	7.05	7.20	8.00	8.30	9.00	10.00	10.30	11.00	Lv	(EST)	Boston
–	–	.....	–	.....	–	–	–	–	–	7.49	–	–	–	–	–	–	Ar	"	Providence
–	–	.....	–	4.30	–	–	–	–	–	7.59	–	–	–	–	–	–	Lv	"	Providence
–	–	.....	–	–	–	5.54	–	–	–	–	–	–	–	–	–	–	Ar	"	Springf'd-Westf'd
–	–	.....	–	–	–	5.59	–	–	–	–	–	–	–	–	–	–	Lv	"	Springf'd-Westf'd
–	–	.....	–	–	–	6.20	–	–	7.53	–	8.48	–	–	–	–	–	Ar	"	Hartford
–	–	4.05	–	–	–	6.28	–	–	8.03	–	8.58	–	–	–	–	–	Lv	"	Hartford
–	–	–	–	–	–	–	–	–	–	–	–	–	–	–	–	–	Lv	"	....x.. New Haven
–	–	–	–	–	–	–	–	–	–	–	–	–	–	–	–	–	Ar	"	Bridgeport
–	–	–	–	–	–	–	–	–	–	–	–	–	–	–	–	–	Lv	"	Bridgeport
4.26	–	–	–	–	–	–	–	–	–	–	–	9.56	–	–	–	–	Ar	"	Newark
.....	4.40	4.49	5.20	5.39	6.20	7.12	7.05	8.05	8.47	9.08	9.42	.....	10.05	11.20	11.50	12.20	Ar	(EST)	New York
pm	pm	pm	pm	pm	pm	pm	pm	pm	pm	pm	pm	pm	pm	pm	pm	am			

EVERY HOUR ON THE HOUR **NEWARK / NEW YORK - BOSTON** EVERY HOUR ON THE HOUR

TABLE 2A
NORTHBOUND—READ DOWN
ALL FLIGHTS DAILY

248	34	330	◉ 336	138	◉ 510	306	244	230	◉ 406	36	52	308	334	40	132	46			
pm	pm	pm	pm	pm	pm	pm	pm	pm	pm	pm	pm	pm	pm	pm	am	am			
2.50	2.55	3.00	4.00	4.55	★5.00	.....	★5.20	★6.00	7.00	8.00	.....	8.30	9.00	10.00	12.30	2.50	Lv	(EST)	New York
–	–	–	–	–	–	★5.15	–	–	–	–	.....	–	–	–	–	–	Lv	"	Newark
–	–	–	–	–	–	–	–	–	–	–	.....	–	–	–	–	–	Ar	"	Bridgeport
–	–	–	–	–	–	–	–	–	–	–	.....	–	–	–	–	–	Lv	"	Bridgeport
–	–	–	–	–	–	–	–	–	–	–	.....	–	–	–	–	–	Lv	"	....x.. New Haven
–	3.41	–	–	5.41	–	–	–	6.46	–	–	.....	–	–	10.46	–	–	Ar	"	Hartford
–	.....	–	–	★5.46	–	–	–	6.51	–	–	.....	–	–	10.51	–	–	Lv	"	Hartford
–	.....	–	–	–	–	–	–	–	–	–	.....	–	–	–	–	–	Ar	"	Springf'd-Westf'd
–	.....	–	–	–	–	–	–	–	–	–	9.14	–	–	–	–	–	Lv	"	Springf'd-Westf'd
3.54	.....	–	–	–	–	–	6.24	–	–	–	–	9.34	–	11.22	–	–	Ar	"	Providence
.....	.....	–	–	–	–	–	6.29	–	–	–	–	9.39	–	11.27	–	–	Lv	"	Providence
.....	.....	4.15	5.05	6.30	6.05	6.39	6.56	7.35	8.05	9.15	10.00	10.06	10.15	11.54	1.45	4.05	Ar	(EST)	Boston
pm	pm	pm	pm	pm	pm	pm	pm	pm	pm	pm	pm	pm	pm	pm	am	am			

NEW YORK / NEWARK - WASHINGTON *and* NORFOLK

TABLE 3
SOUTHBOUND — READ DOWN
ALL FLIGHTS DAILY
UNLESS OTHERWISE INDICATED

307	7	◉ 403	9	◉ 509	11	◉ 501	The Mercury ◉ 407	The Southerner 3	◉ 303	107	201								
pm	pm	pm	pm	pm	pm	pm	pm	pm	pm	pm	am								
.....	★5.10	★5.25	6.25	6.35	7.20	7.35	8.40	9.35	10.35	11.00	12.15	.....	.....	.....	.....	Lv	(EST)	New York
★4.40	–	–	6.50	–	–	–	–	–	–	–	–	.....	.....	.....	.....	Lv	"	Newark
–	5.58	–	–	–	8.08	–	–	–	–	–	–	.....	.....	.....	.....	Ar	"	Philadelphia
–	6.03	–	–	–	8.18	–	–	–	–	–	–	.....	.....	.....	.....	Lv	"	Philadelphia
–	–	–	8.06	–	–	–	–	–	–	12.23	–	.....	.....	.....	.....	Ar	"	Baltimore
–	–	–	8.16	–	–	–	–	–	–	12.33	–	.....	.....	.....	.....	Lv	"	Baltimore
6.09	7.02	6.40	8.40	7.50	9.17	8.50	9.55	11.10	11.50	12.57	1.50	.....	.....	.....	.....	Ar	(EST)	Washington
7.45	10.29	10.29	10.29	10.29	10.29	10.29	.....	.....	.....	.....	.....	.....	.....	.....	.....	Ar	(EST)	(Via PCA) Norfolk
pm	pm	pm	pm	pm	pm	pm	pm	pm	pm	am	am								

NORFOLK *and* WASHINGTON - NEWARK / NEW YORK

TABLE 3A
NORTHBOUND — READ DOWN
ALL FLIGHTS DAILY
UNLESS OTHERWISE INDICATED

204	10	◉ 406	202	308	◉ 412	◉ 506	64	◉ 502	The Southerner 8	166	104								
pm	pm	pm	pm	pm	pm	pm	pm	pm	pm	pm	pm								
1.20	1.20	1.20	4.40	4.40	4.40	6.10	6.10	6.10	.....	.....	11.30	.....	.....	.....	.....	Lv	(EST)	(Via PCA) Norfolk
4.30	5.18	★5.25	★6.11	★6.30	★7.20	8.25	9.09	9.25	10.16	10.52	2.17	.....	.....	.....	.....	Lv	(EST)	Washington
–	5.44	–	–	–	–	–	–	–	–	11.18	–	.....	.....	.....	.....	Ar	"	Baltimore
–	★5.49	–	–	–	–	–	–	–	–	11.23	–	.....	.....	.....	.....	Lv	"	Baltimore
–	–	–	–	7.26	–	–	–	–	11.12	–	–	.....	.....	.....	.....	Ar	"	Philadelphia
–	–	–	–	7.31	–	–	–	–	11.17	–	–	.....	.....	.....	.....	Lv	"	Philadelphia
5.51	–	–	–	–	–	–	10.30	–	–	–	–	.....	.....	.....	.....	Ar	"	Newark
6.19	7.04	6.35	7.39	8.15	8.30	9.35	.....	10.35	12.01	12.38	3.45	.....	.....	.....	.....	Ar	(EST)	New York
pm	pm	pm	pm	pm	pm	pm	pm	pm	am	am	am								

PASSENGER FARES ON PAGE 23

AMERICAN AIRLINES
THE NATIONAL AND INTERNATIONAL ROUTE OF THE FLAGSHIPS

BOSTON - WASHINGTON

TABLE 4
SOUTHBOUND — READ DOWN
ALL FLIGHTS DAILY

			◉ 245-309	◉ 137-315	301	135-305	◉ 409	39-167	133-◉ 103	◉ 247-401	◉ ◉ 331-401	343	◉ 503	69	◉ ◉ 235-405	203	307	◉ 239
			am	am	am	am	am	am	am	am	am	pm	pm	pm	pm	pm	pm	pm
Boston ■	(EST)	Lv	5.25	6.00	★7.00	8.50	9.00	10.00	10.15	11.00	★12.00	12.40	1.00	1.05	2.00	.....	3.00	3.35
Providence ■	"	Lv	–	★6.34	–	–	–	–	–	★11.34	–	–	–	–	–	.....	–	–
Springfield-Westfield ■	"	Lv	–	–	–	–	–	–	–	–	–	–	–	–	–	.....	–	–
Hartford ■	"	Lv	★6.18	–	–	9.43	–	–	–	–	–	1.33	–	–	–	.....	–	–
New Haven x ■	"	Lv	–	–	–	–	–	–	–	–	–	–	–	–	–	.....	–	–
Bridgeport ■	"	Lv	–	–	–	–	–	–	–	–	–	–	–	–	–	.....	–	–
Newark ■	"	Ar	–	–	8.26	–	–	–	–	–	–	–	–	2.31	–		4.26	–
New York ■	(EST)	Ar	7.02	7.43	–	10.27	10.05	11.20	11.35	12.43	1.05	2.17	2.05	–	3.05	↷	–	4.40
New York ■	(EST)	Lv	7.25	8.25	–	★11.15	10.30	★11.45	★12.30	1.25	1.25	↷	2.35	–	3.35	3.45	–	↷
Newark ■	"	Lv	–	–	8.40	–	–	–	–	–	–	.....	–	2.50	–	–	★4.40	.....
Philadelphia ■	"	Ar	–	–	–	12.03	–	–	–	–	♂2.33	.....	–	3.31	–	–	–	.....
Baltimore	"	Ar	–	–	–	–	–	1.08	–	–	–	.....	–	–	–	5.08	–	.....
Washington	(EST)	Ar	8.40	9.40	10.09	1.07	11.45	1.37	1.45	2.40	2.40	.....	3.50	4.35	4.50	5.37	6.09	.....
			am	am	am	pm	am	pm	pm	pm	pm	pm	pm	pm	pm	pm	pm	pm

WASHINGTON - BOSTON

TABLE 4A
NORTHBOUND — READ DOWN
ALL FLIGHTS DAILY

			◉ 106-33	6-140	◉ 2-304	◉ ◉ 410-304	32	◉ 304	◉ 108-402	◉ 402	148	◉ 310	◉ 4-404	302	◉ 404	◉ 160-336	12	◉ 510
			am	am	am	am	am	am	am	am	am	am	am	pm	pm	pm	pm	pm
Washington	(EST)	Lv	★6.10	6.44	★7.04	★8.05	.....	8.25	8.38	9.25	.....	10.25	11.03	★12.20	★12.25	1.16	1.49	3.25
Baltimore	"	Lv	–	★7.15	–	–	.....	–	–	–	.....	–	★11.34	–	–	–	2.20	–
Philadelphia ■	"	Lv	–	–	8.10	–	.....	–	9.39	–	.....	–	–	–	–	2.17	–	–
Newark ■	"	Ar	–	–	–	–	.....	–	–	–	.....	–	–	1.41	–	–	–	–
New York ■	(EST)	Ar	7.20	8.30	8.54	9.15	↷	9.35	10.23	10.35	↶	11.35	12.49	–	1.35	3.01	3.35	4.35
New York ■	(EST)	Lv	8.00	9.00	10.00	10.00	10.05	10.00	★11.00	★11.00	11.45	★12.00	2.00	–	2.00	4.00	↷	★5.00
Newark ■	"	Lv	–	–	–	–	–	–	–	–	–	–	–	2.00	–	–	.....	–
Bridgeport ■	"	Ar	–	–	–	–	–	–	–	–	–	–	–	–	–	–	.....	–
New Haven x ■	"	Ar	–	–	–	–	–	–	–	–	–	–	–	–	–	–	.....	–
Hartford ■	"	Ar	–	–	–	–	10.51	–	–	–	–	–	–	–	–	–	.....	–
Springfield-Westfield ■	"	Ar	–	–	–	–	–	–	–	–	–	–	–	–	–	–	.....	–
Providence ■	"	Ar	–	–	–	–	–	–	–	–	12.49	–	–	–	–	–	.....	–
Boston ■	(EST)	Ar	9.15	10.15	11.05	11.05	11.40	11.05	12.05	12.05	1.21	1.05	3.05	3.24	3.05	5.05	.....	6.05
			am	am	am	am	am	am	pm	pm	pm	pm	pm	pm	pm	pm	pm	pm

Four-Engine Flights from New York leave:

A.M.—7:25, 8:25, 10:30
P.M.—12:30, 1:25, 2:35, 3:35, 5:25, 6:35, 7:35, 8:40, 10:35

Four-Engine Departures from Washington, D.C.

A.M.—6:10, 8:05, 8:25, 9:25, 10:25
P.M.—12:25, 3:25, 4:25, 5:25, 7:20, 8:25, 9:25

NOTE: These flights are in addition to 16 other flagship flights made daily each way. All times shown are standard time.

Twelve Daily 4-Engine Services

BETWEEN

NEW YORK and WASHINGTON, D. C.

American steps up air travel service between New York and Washington, D.C. by adding twelve daily four-engine flights each way between the nation's Capital and our nation's largest city. These Flagship flights offer swift, comfortable transportation at frequent and convenient times.

AMERICAN AIRLINES

THE NATIONAL AND INTERNATIONAL ROUTE OF THE FLAGSHIPS

EXPLANATION OF REFERENCE MARKS ON PAGE 17

BOSTON - WASHINGTON

TABLE 4
SOUTHBOUND — READ DOWN
ALL FLIGHTS DAILY

243-7	◉ 403	231-9	149	◉ 37-509	11	233	◉ 501	◉ 407	237-3	49	35	◉ ◉ 345-303	349-201					
pm	pm	pm	pm	pm	pm	pm	pm	pm	pm	pm	pm	pm	pm					
.....	.....	4.00	.....	★5.00	.....	★5.05	★6.00	7.00	7.05	7.20	8.00	9.00	10.30	.....	.....	Lv	(EST)	■ ..... Boston
.....	.....	–	4.30	–	.....	–	–	–	–	7.59	–	–	–	.....	.....	Lv	"	■ ..... Providence
.....	.....	–	–	–	.....	5.59	–	–	–	–	–	–	–	.....	.....	Lv	"	■ Springf'd-Westf'd
4.05	.....	–	–	–	.....	6.28	–	–	8.03	–	8.58	–	–	.....	.....	Lv	"	■ ..... Hartford
–	.....	–	–	–	.....	–	–	–	–	–	–	–	–	.....	.....	Lv	"	■ ..... x New Haven
–	.....	–	–	–	.....	–	–	–	–	–	–	–	–	.....	.....	Lv	"	■ ..... Bridgeport
–	.....	–	–	–	.....	–	–	–	–	–	–	–	–	.....	.....	Ar	"	■ ..... Newark
4.49	↷	5.20	5.39	6.20	↷	7.12	7.05	8.05	8.47	9.08	9.42	10.05	11.50	.....	.....	Ar	(EST)	■ ..... New York
★5.10	★5.25	6.25	↶	6.35	7.20	↷	7.35	8.40	9.35	↶	↷	10.35	12.15	.....	.....	Lv	(EST)	■ ..... New York
–	–	6.50	.....	–	–	.....	–	–	–	.....	.....	–	–	.....	.....	Lv	"	■ ..... Newark
5.58	–	–	.....	–	8.08	.....	–	–	–	.....	.....	–	–	.....	.....	Ar	"	■ ..... Philadelphia
–	–	8.06	.....	–	–	.....	–	–	–	.....	.....	–	–	.....	.....	Ar	"	..... Baltimore
7.02	6.40	8.40	.....	7.50	9.17	.....	8.50	9.55	11.10	.....	.....	11.50	1.50	.....	.....	Ar	(EST)	..... Washington
pm	pm	pm	pm	pm	pm	pm	pm	pm	pm	pm	pm	pm	am					

WASHINGTON - BOSTON

TABLE 4A
NORTHBOUND — READ DOWN
ALL FLIGHTS DAILY

138	306	◉ 408-230	◉ 204-406	10-36	◉ 406	202	308	◉ 412-334	◉ 506-40	◉ 502	8-132	166-46	104-30					
pm	pm	pm	pm	pm	pm	pm	pm	pm	pm	pm	pm	pm	am					
.....	3.20	4.25	4.30	5.18	★5.25	★6.11	★6.30	★7.20	8.25	9.25	10.16	10.52	2.17	.....	.....	Lv	(EST)	..... Washington
.....	–	–	–	★5.49	–	–	–	–	–	–	–	11.23	–	.....	.....	Lv	"	..... Baltimore
.....	4.21	–	–	–	–	–	7.31	–	–	–	11.17	–	–	.....	.....	Lv	"	■ ..... Philadelphia
.....	4.58	–	5.51	–	–	–	–	–	–	–	–	–	–	.....	.....	Ar	"	■ ..... Newark
.....	–	5.33	6.19	7.04	6.35	7.39	8.15	8.30	9.35	10.35	12.01	12.38	3.45	.....	.....	Ar	(EST)	■ ..... New York
4.55	–	★6.00	7.00	8.00	7.00	↷	8.30	9.00	10.00	↷	12.30	2.50	★6.15	.....	.....	Lv	(EST)	■ ..... New York
–	★5.15	–	–	–	–	.....	–	–	–	.....	–	–	–	.....	.....	Lv	"	■ ..... Newark
–	–	–	–	–	–	.....	–	–	–	.....	–	–	–	.....	.....	Ar	"	■ ..... Bridgeport
–	–	–	–	–	–	.....	–	–	–	.....	–	–	–	.....	.....	Ar	"	■ ..... x New Haven
★5.41	–	6.46	–	–	–	.....	–	–	10.46	.....	–	–	7.01	.....	.....	Ar	"	■ ..... Hartford
–	–	–	–	–	–	.....	–	–	–	.....	–	–	7.27	.....	.....	Ar	"	■ Springf'd-Westf'd
–	–	–	–	–	–	.....	9.34	–	11.22	.....	–	–	–	.....	.....	Ar	"	■ ..... Providence
6.30	6.39	7.35	8.05	9.15	8.05	.....	10.06	10.15	11.54	.....	1.45	4.05	8.18	.....	.....	Ar	(EST)	■ ..... Boston
pm	pm	pm	pm	pm	pm	pm	pm	pm	pm	pm	am	am	am					



4-Engine Flagships NONSTOP SERVICE

BETWEEN **CHICAGO** AND **NEW YORK**

8:00 A.M. 12 NOON 5:00 P.M. 9:00 P.M.
(Standard Time)

Flagships leave Chicago for New York at 8, 12, 5 and 9—and also leave New York for Chicago at 8, 12, 5 and 9. You can go to either city, attend to business and make the round trip on the same day. For utmost in air transportation, travel American!

PASSENGER FARES ON PAGE 23

BOSTON *and* NEW YORK/NEWARK - BUFFALO - CLEVELAND - DETROIT - CHICAGO

FOR COMPLETE BOSTON - NEW YORK SCHEDULES, SEE TABLE 2

TABLE 5
Westbound—Read Down
ALL FLIGHTS DAILY
Unless Otherwise Indicated

			215		The Early Bird 137	89		The Early Bird 137				◉ 409	133		133		
			am	am	am	am	am	am		am	pm	am	am	pm	am	pm	pm
Boston ■	(EST)	Lv		5.25		6.00	★7.05		6.00				9.00	10.15		10.15		
Providence ■	"	Lv		–		★6.34	–		★6.34				♂8.34	–		–		
Springf'd-Westf'd ■	"	Lv		–		–	7.59		–				–	–		–		
Hartford ■	"	Lv		★6.18		♂6.18			♂6.18				♂9.43	–		–		
New Haven x ■	"	Lv		–		–			–				–	–		–		
Bridgeport ■	"	Lv		–		–			–				–	–		–		
Newark ■	"	Ar		–		–			–				–	–		–		
New York ■	(EST)	Ar		7.02		7.43			7.43				10.05	11.35		11.35		
			71	155	The Niagara 223	◉ 15			97		21	129	83	The Eagle ◉ 17	The Chicagoan 219	55	99	125
New York ■	(EST)	Lv		7.20		8.00			8.30		9.20		★11.20	★12.00	★12.10	12.20		
Newark ■	"	Lv		–	7.35	–			–		–		–	–	–	–		
Albany ■	"	Ar		8.25	–	–	8.35		–		–		–	–	–	1.25		
Albany ■	"	Lv			–	–	8.45		–		–		–	–	–			
Syracuse ■	"	Ar			–	–	9.44		10.04		–		12.54	–	–			
Syracuse ■	"	Lv			–	–	9.52		10.12		–		1.02	–	–			
Rochester ■	"	Ar			–	–	10.27		10.47		–		1.37	–	–			
Rochester ■	"	Lv			–	–	10.35		10.55		–		1.45	–	–			
Buffalo ■	"	Ar			9.39	–	11.04		11.24		11.28		2.14	–	2.18			
Buffalo ■	"	Lv			9.49	–	★11.41		11.48		★11.38		2.38	–	2.28		2.35	
Niagara Falls ■	"	Ar			–	–	–		–		–		–	–	–		–	
Niagara Falls ■	"	Lv			–	–	–		–		–		–	–	–		–	
Toronto ■	"	Ar			–	–	–		12.25		–		–	–	–		3.12	
Erie ■	"	Ar			–	–	12.00				–		3.24	–	–			
Erie ■	"	Lv			–	–	12.05				–		3.29	–	–			
Cleveland	"	Ar			–	–	12.50				–		4.14	–	–			
Windsor	"	Lv			–	–					–	3.01		–	–			
Detroit	"	Ar			11.27	–					1.16	3.13		–	4.06			
Detroit	"	Lv	★7.00		★11.39	–					1.28	3.25		–	4.18			4.45
Battle Creek	(EST)	Ar	–		–	–					–	–		–	–			5.38
South Bend ■	(CST)	Ar	–		11.56	–					–	–		–	–			–
South Bend ■	"	Lv	–		12.01	–					–	–		–	–			–
Chicago ■	(CST)	Ar	7.48		12.39	10.50					2.16	4.13		2.50	5.06			5.48
				am	pm	am	pm		pm		pm	pm	pm	pm	pm	pm	pm	pm

◉—Douglas DC-4 Flagship

BOSTON, NEW YORK, BUFFALO *and* DETROIT *to* ST. LOUIS *and* KANSAS CITY

TABLE 6
WESTBOUND—READ DOWN
ALL FLIGHTS DAILY

			71	◉ 137-15	21	◉ 17	133-219	◉ 503-227	31-121	◉ 239-25	◉ 19	243-271	◉ 407-23	◉ 275	◉ 345-27	47-221		
			am	am	am	am	am	pm	pm	pm	pm	pm	pm	pm	pm	pm		
Boston ■	(EST)	Lv		★6.00			10.15	1.00	1.45	3.35			7.00		7.20	11.00		
Hartford ■	"	Lv		★♂6.18			–	–	–	–		4.05	♂6.28		♂8.03	–		
New York ■	(EST)	Ar		7.43			11.35	2.05	3.45	4.40		4.49	8.05		9.08	12.20		
New York ■	(EST)	Lv		8.00	9.20	★12.00	★12.10	2.20	★4.10	★4.55	★5.00	★5.05	8.40	9.00	9.40	12.40		
Buffalo ■	"	Lv		–	★11.38	–	2.28	★4.38	–	7.34	–	–	10.58	–	12.03	2.58		
Detroit	(EST)	Lv	★7.00	–	1.28	–	4.18	6.46	7.51	9.24	–	8.46	12.48	–	1.56	4.48		
Chicago ■	(CST)	Ar	7.48	10.50	2.16	2.50	5.06	7.34	8.51	10.12	7.50	9.34	1.36	11.50	2.44	5.36		
				B N F 61	A A 79	T W A 139	A A 59	T W A 45		A A 73	T W A 45		T W A 49		T W A 49	A A 71		
Chicago ■	(CST)	Lv	8.10	2.25	3.10	3.15	★6.30	10.40		11.20	10.40	9.55	3.45	12.10	3.45	8.10		
St. Louis ■	"	Ar	★9.58	–	★5.24	–	8.18	–		1.08	–	11.43	–	1.35	–	★9.58		
Kansas City	"	Ar	–	4.50	–	5.55	–	1.20		–	1.20	–	6.15		6.15	–		
Tulsa	"	Ar	1.00		8.42		10.56			3.46		2.21				1.00		
Oklahoma City	(CST)	Ar	2.03		9.45		11.59			4.49						2.03		
			pm	pm	pm	pm	pm	am		am	am	am	am	am	am	pm		

AMERICAN AIRLINES
THE NATIONAL AND INTERNATIONAL ROUTE OF THE FLAGSHIPS

EXPLANATION OF REFERENCE MARKS ON PAGE 17

BOSTON *and* NEW YORK/NEWARK - BUFFALO - CLEVELAND - DETROIT - CHICAGO

FOR COMPLETE BOSTON - NEW YORK SCHEDULES, SEE TABLE 2

TABLE 5
Westbound—Read Down
ALL FLIGHTS DAILY
Unless Otherwise Indicated

			◉ 331	◉ 503	◉ 235	◉ 503	231	235	307	239	243	49	◉ 407		49		47				
			am	pm	pm	pm	pm	pm	pm	pm	pm	pm	pm	pm	pm	pm	pm	pm			
Boston ■	(EST)	Lv	★12.00	1.00	2.00	1.00	1.45	2.00	3.00	3.35		7.20	7.00		7.20		11.00		Lv	(EST)	■ Boston
Providence ■	"	Lv	♂11.34	–	–	–	2.19	–	–	–		7.59	–		7.59		–		Lv	"	■ Providence
Springf'd-Westf'd ■	"	Lv	–	–	–	–	–	–	–	–		–	♂5.59		–		–		Lv	"	■ Springf'd-Westf'd
Hartford ■	"	Lv	–	–	–	–	–	–	–	–	4.05	♂8.03	♂6.28		♂8.03		–		Lv	"	■ Hartford
New Haven x ■	"	Lv	–	–	–	–	–	–	–	–	–	–	–		–		–		Lv	"	■ x New Haven
Bridgeport ■	"	Lv	–	–	–	–	3.17	–	–	–	–	–	–		–		–		Lv	"	■ Bridgeport
Newark ■	"	Ar	–	–	–	–	–	–	4.26	–	–	–	–		–		–		Ar	"	■ Newark
New York ■	(EST)	Ar	1.05	2.05	3.05	2.05	3.45	3.05		4.40	4.49	9.08	8.05		9.08		12.20		Ar	(EST)	■ New York
			295	227	53	101	121	153	26	The Arrow ◉ 19	271	51	23	◉ 275	27	♥ 815	The Night Owl 221	▲ 815			
New York ■	(EST)	Lv	1.30	2.20	3.30	3.45	★4.10	4.20	4.55	★5.00	★5.05	8.30	8.40	9.00	9.40	11.25	12.40	11.25	Lv	(EST)	■ New York
Newark ■	"	Lv	–	–	–	–	–	–	★5.20	–	–	–	–	–	–	11.50	–	11.55	Lv	"	■ Newark
Albany ■	"	Ar	–	–	–	–	–	5.25	–	–	–	–	–	–	–	–	–	–	Ar	"	■ Albany
Albany ■	"	Lv	–	–	–	–	–		–	–	–	–	–	–	–	–	–	–	Lv	"	■ Albany
Syracuse ■	"	Ar	3.04	–	5.04	–	–		–	–	–	10.04	–	–	–	–	–	–	Ar	"	■ Syracuse
Syracuse ■	"	Lv	3.12	–		5.43	–		–	–	–	10.12	–	–	–	–	–	–	Lv	"	■ Syracuse
Rochester ■	"	Ar	3.47	–			–		–	–	–	10.47	–	–	–	–	–	–	Ar	"	■ Rochester
Rochester ■	"	Lv	3.55	–			–		–	–	–	10.55	–	–	–	–	–	–	Lv	"	■ Rochester
Buffalo ■	"	Ar	4.24	4.28			–		7.24	–	–	11.24	10.48	–	11.48	1.54	2.48	1.59	Ar	"	■ Buffalo
Buffalo ■	"	Lv	4.48	4.38			–		⊕7.34	–	–		10.58	–	12.03	2.04	2.58	2.14	Lv	"	■ Buffalo
Niagara Falls ■	"	Ar	–	4.53			–		–	–	–		–	–	–	–	–	–	Ar	"	■ Niagara Falls
Niagara Falls ■	"	Lv	–	★5.03			–		–	–	–		–	–	–	–	–	–	Lv	"	■ Niagara Falls
Toronto ■	"	Ar	5.25	–			–		–	–	–		–	–	–	–	–	–	Ar	"	■ Toronto
Erie ■	"	Ar		–			–		–	–	–		–	–	–	–	–	–	Ar	"	■ Erie
Erie ■	"	Lv		–			–		–	–	–		–	–	–	–	–	–	Lv	"	■ Erie
Cleveland	"	Ar		–			–		–	–	–		–	–	–	–	–	–	Ar	"	Cleveland
Windsor	"	Lv		–			–		–	–	–		–	–	–	–	–	–	Lv	"	Windsor
Detroit	"	Ar		6.39			7.39		9.12	–	8.34		12.36	–	1.41	3.42	4.36	3.52	Ar	"	Detroit
Detroit	"	Lv		6.51			7.51		9.24	–	8.46		12.48	–	1.56	3.54	4.48	4.12	Lv	"	Detroit
Battle Creek	(EST)	Ar		–			–		–	–	–		–	–	–	–	–	–	Ar	(EST)	Battle Creek
South Bend ■	(CST)	Ar		–			8.08		–	–	–		–	–	–	–	–	–	Ar	(CST)	■ South Bend
South Bend ■	"	Lv		–			8.13		–	–	–		–	–	–	–	–	–	Lv	"	■ South Bend
Chicago ■	(CST)	Ar		7.39			8.51		10.12	7.50	9.34		1.36	11.50	2.44	4.42	5.36	5.00	Ar	(CST)	■ Chicago
				pm	pm	pm	pm	pm	pm	pm	pm	pm	am	pm	am	am	am	am			

◉—Douglas DC-4 Flagship

BOSTON, NEW YORK, BUFFALO *and* DETROIT *to* MINNEAPOLIS *and* PACIFIC NORTHWEST

TABLE 7
Westbound—Read Down
ALL FLIGHTS DAILY

			71	223	◉ 137-15	◉ 137-21	129	◉ 103-17	◉ 103-219	◉ 331-227	◉ 235-121	◉ 239-25	◉ ◉ 239-19	◉ 239-271	◉ 407-23	◉ 237-275	345-27	47-221
			am	am	am	am	pm	am	am	am	pm	pm	pm	pm	pm	pm	pm	pm
Boston ■	(EST)	Lv			★6.00	★6.00		10.15	10.15	★12.00	2.00	3.35	3.35	3.35	7.00	7.05	7.00	11.00
New York ■	"	Lv			8.00	9.20		★12.00	★12.10	2.20	★4.10	4.55	★5.00	★5.05	8.40	9.00	9.40	12.40
Newark ■	"	Lv		7.35	–	–		–	–	–	–	★5.20	–	–	–	–	–	–
Buffalo ■	"	Lv		9.49	–	★11.38		–	2.28	★4.38	–	7.34	–	–	10.58	–	12.03	2.58
Detroit	(EST)	Lv	★7.00	★11.39	–	1.28	3.25	–	4.18	6.51	7.51	9.24	–	8.46	12.48	–	1.56	4.48
Chicago ■	(CST)	Ar	7.48	12.39	10.50	2.16	4.13	2.50	5.06	7.39	8.51	10.12	7.50	9.34	1.36	11.50	2.44	5.36
NORTHWEST AIRLINES, INC.			409	419	415	425	427	425	429	111	115		431		101	1	403	405
Chicago ■	(CST)	Lv	10.00	1.30	11.50	4.00	5.30	4.00	6.15	8.15	10.00		8.30		2.30		6.00	7.15
Milwaukee	"	Ar	–	–	♂12.40	–	–	–	–	9.10	–		9.10		–		6.40	–
Minneapolis-St. Paul	(CST)	Ar	12.50	3.55	1.50	6.25	7.55	6.25	8.15	10.40	12.25		12.05		4.55		9.35	9.40
Seattle	(PST)	Ar							♂8.45	8.45	11.10		♂7.25		♂2.50		♂7.50	7.50
UNITED AIRLINES, INC.			17	1			45		29	35	9	33	35	7	11	39	5	25
Chicago ■	(CST)	Lv	9.15	2.30			5.00		5.50	8.45	10.00	10.45	8.45	10.15	2.15	3.15	4.30	7.30
Omaha	(CST)	Ar	12.05	5.47			8.04		–	–	12.50	1.35	–	–	5.05	6.05	–	10.34
Denver	(MST)	Ar	2.20	8.02			–		10.50	12.47	–	–	12.47	–	7.20	8.20	9.30	1.26
Salt Lake City	(MST)	Ar	5.41	11.23			–		–	–	5.49	–	–	–	10.59	–	12.51	♂5.41
San Francisco	(PST)	Ar	9.37	3.19			4.12		–	6.37		9.37	6.37	–		3.01	–	♂9.37
Portland	"	Ar							5.41				♂8.07	7.43			4.53	
Seattle	(PST)	Ar							6.55				♂9.21	8.51			6.07	
				pm	am	pm	am	pm	am	am	am	am	am	am	am	pm	pm	pm

AMERICAN AIRLINES
THE NATIONAL AND INTERNATIONAL ROUTE OF THE FLAGSHIPS

CHICAGO - DETROIT - CLEVELAND - BUFFALO - NEWARK / NEW YORK *and* BOSTON

FOR COMPLETE NEW YORK - BOSTON SCHEDULES, SEE TABLE 2A

TABLE 8
Eastbound—Read Down
ALL FLIGHTS DAILY
Unless Otherwise Indicated

			50	84	The Niagara 22	126	◉ 14	98	150	224	128	The Eagle ◉ 16	80	152	154	94	226	250
			am	am	am	am	am	pm	pm	am	am	am	pm	pm	pm	pm	pm	pm
Chicago	(CST)	Lv	.....	.....	*7.00	7.35	8.00	.....	.....	9.00	*11.40	*12.00	.....	.....	.....	.....	12.45	.....
South Bend	"	Ar	.....	.....	–	–	–	.....	.....	9.38	–	–	.....	.....	.....	.....	–	.....
South Bend	(CST)	Lv	.....	.....	–	–	–	.....	.....	9.43	–	–	.....	.....	.....	.....	–	.....
Battle Creek	(EST)	Lv	.....	.....	–	–	–	.....	.....	–	–	–	.....	.....	.....	.....	2.51	.....
Detroit	"	Ar	.....	.....	9.38	10.13	–	.....	.....	11.54	2.18	–	.....	.....	.....	.....	3.49	.....
Detroit	"	Lv	.....	.....	9.50	10.25	–	.....	.....	*12.06	2.30	–	.....	.....	.....	.....	.....	.....
Windsor	"	Ar	.....	.....	–	–	–	.....	.....	–	2.43	–	.....	.....	.....	.....	.....	.....
Cleveland	"	Lv	.....	.....	–	–	–	.....	.....	–	.....	–	*12.35	.....	.....	.....	.....	.....
Erie	"	Ar	.....	.....	–	–	–	.....	.....	–	.....	–	1.18	.....	.....	.....	.....	.....
Erie	"	Lv	.....	.....	–	–	–	.....	.....	–	.....	–	1.23	.....	.....	.....	.....	.....
Toronto	"	Lv	.....	.....	–	–	–	1.15	.....	–	.....	–	–	.....	.....	3.40	.....	.....
Niagara Falls	"	Ar	.....	.....	–	–	–	–	.....	1.33	.....	–	–	.....	.....	–	.....	.....
Niagara Falls	"	Lv	.....	.....	–	–	–	–	.....	1.38	.....	–	–	.....	.....	–	.....	.....
Buffalo	"	Ar	.....	.....	11.18	11.53	–	1.49	.....	1.53	.....	–	2.04	.....	.....	4.14	.....	.....
Buffalo	"	Lv	6.00	.....	*11.28	*12.03	–	→	→	2.03	.....	–	2.14	.....	.....	4.34	.....	.....
Rochester	"	Ar	6.28	.....	–	–	–	.....	.....	–	.....	–	2.42	.....	.....	5.02	.....	.....
Rochester	"	Lv	6.36	.....	–	–	–	.....	.....	–	.....	–	2.50	.....	.....	5.10	.....	6.15
Syracuse	"	Ar	7.09	.....	–	–	–	.....	.....	–	.....	–	3.23	.....	.....	5.43	.....	–
Syracuse	"	Lv	*7.19	.....	–	–	–	.....	.....	–	.....	–	3.33	.....	5.35	*5.53	.....	–
Albany	"	Ar	–	.....	–	–	–	.....	.....	–	.....	–	–	.....	–	–	.....	–
Albany	"	Lv	–	9.00	–	–	–	.....	2.00	–	.....	–	–	6.00	–	–	.....	–
Newark	"	Ar	–	–	1.13	–	–	.....	–	–	.....	–	–	–	.....	.....	.....	–
New York	(EST)	Ar	8.46	10.00	1.41	1.51	12.20	.....	3.00	3.51	.....	4.20	5.00	7.00	7.02	7.20	.....	7.53
			◉ 304	◉ 402	302	330	146		◉ 336	◉ 510		244	230		36			308
New York	(EST)	Lv	10.00	*11.00	.....	3.00	1.00	.....	4.00	*5.00	.....	*5.20	*6.00	.....	8.00	.....	.....	8.30
Newark	"	Lv	–	–	2.00	–	–	.....	–	–	.....	–	–	.....	–	.....	.....	–
Bridgeport	"	Ar	–	–	–	–	–	.....	–	–	.....	–	–	.....	–	.....	.....	–
New Haven x	"	Ar	–	–	–	–	–	.....	–	–	.....	–	–	.....	–	.....	.....	–
Hartford	"	Ar	♂10.51	–	♂3.41	♂3.41	–	.....	–	♂5.41	.....	–	6.46	.....	–	.....	.....	–
Springf'd-Westf'd	"	Ar	–	–	–	–	–	.....	–	–	.....	–	–	.....	–	.....	.....	–
Providence	"	Ar	–	–	♂3.54	–	–	.....	–	–	.....	6.24	–	.....	–	.....	.....	9.34
Boston	(EST)	Ar	11.05	12.05	3.24	4.15	2.15	.....	5.05	6.05	.....	6.56	7.35	.....	9.15	.....	.....	10.06
			am	pm	pm	pm	pm	pm	pm	pm	pm	pm	pm	pm	pm	pm	pm	pm

◉—Douglas DC-4 Flagship

KANSAS CITY *and* ST. LOUIS *to* DETROIT, BUFFALO, NEW YORK *and* BOSTON

TABLE 9
EASTBOUND—READ DOWN
ALL FLIGHTS DAILY

			BNF 30	AA 58		TWA 46	TWA 318		TWA 98		BNF 16	AA 273-132	AA 278	TWA 44	AA ◉ 274		AA 72	
			am	am	am	am	am	am	am	pm	am	pm	pm	pm	pm	pm	pm	
Oklahoma City	(CST)	Lv	.....	2.01	.....	.....	.....	.....	.....	.....	.....	.....	.....	.....	.....	.....	6.53	.....
Tulsa	"	Lv	.....	3.00	.....	.....	.....	.....	.....	.....	.....	*12.05	*12.05	.....	.....	.....	7.52	.....
Kansas City	"	Lv	3.05	–	.....	5.20	8.15	.....	9.55	.....	11.50	–	–	3.10	.....	.....	–	.....
St. Louis	"	Lv	–	5.22	.....	–	–	.....	–	.....	–	2.27	2.27	–	7.10	.....	10.14	.....
Chicago	(CST)	Ar	5.30	7.01	.....	7.30	10.35	→	12.15	→	2.15	4.06	4.06	5.30	8.30	→	11.53	.....
					◉	◉		◉ ◉					◉		◉	◉		
			22-330	126-330	14-146	224-510	128	16-510	226	20-333	118-40		18-40	122-46	274-144	120-332	114-246	
Chicago	(CST)	Lv	*7.00	7.35	8.00	9.00	*11.40	*12.00	12.45	1.30	2.50	*4.45	*5.00	*6.15	9.00	11.20	12.30	.....
Detroit	(EST)	Ar	9.33	10.13	–	*11.54	2.18	–	3.49	4.24	*5.28	7.23	–	8.53	–	1.58	3.08	.....
Buffalo	"	Ar	*11.18	*11.53	–	1.53	.....	–	.....	*6.04	7.08	–	–	10.33	–	3.38	4.48	.....
New York	(EST)	Ar	1.41	1.51	12.20	3.51	.....	4.20	.....	8.02	9.06	10.31	9.20	12.31	1.20	6.06	6.48	.....
New York	(EST)	Lv	3.00		1.00	*5.00	.....	*5.00	.....	8.30	10.00	12.30	10.00	2.50	←	*7.00	*7.20	.....
Hartford	"	Ar	♂3.41		–	♂5.41	.....	–	.....	–	10.46	–	10.46	–	.....	–	–	.....
Boston	(EST)	Ar	4.15		2.15	6.05	.....	6.05	.....	10.06	11.54	1.45	11.54	4.05	.....	8.05	9.09	.....
			pm		pm	pm	pm	pm	pm	pm	pm	am	pm	am	am	am	am	

◉—Douglas DC-4 Flagship

AMERICAN AIRLINES
THE NATIONAL AND INTERNATIONAL ROUTE OF THE FLAGSHIPS

EXPLANATION OF REFERENCE MARKS ON PAGE 17

CHICAGO - DETROIT - CLEVELAND - BUFFALO - NEWARK / NEW YORK *and* BOSTON

FOR COMPLETE NEW YORK - BOSTON SCHEDULES, SEE TABLE 2A

TABLE 8
Eastbound—Read Down
ALL FLIGHTS DAILY
Unless Otherwise Indicated

52		The Manhattan 20	96		The Executive 118	The New Yorker 24	278	The Arrow ◉ 18	122	◉ 274	26	218	120	The Night Owl 114				
pm		pm	pm		pm	pm	pm	pm	pm	pm	pm	pm	pm	am				
.....	.....	1.30	.....	.....	2.50	*4.05	*4.55	*5.00	*6.15	9.00	9.30	10.00	11.20	12.30	.....	Lv	(CST)	Chicago
.....	.....	2.08	.....	.....	–	–	–	–	–	–	–	10.38	–	–	.....	Ar	"	South Bend
.....	.....	2.13	.....	.....	–	–	–	–	–	–	–	10.43	–	–	.....	Lv	(CST)	South Bend
.....	.....	–	.....	.....	–	–	–	–	–	–	–	–	–	–	.....	Lv	(EST)	Battle Creek
.....	.....	4.24	.....	.....	5.28	6.43	7.23	–	8.53	–	12.08	12.54	1.58	3.08	.....	Ar	"	Detroit
.....	.....	*4.36	.....	.....	*5.40	6.55	7.35	–	9.05	–	12.20	.....	2.10	3.20	.....	Lv	"	Detroit
.....	.....	–	.....	.....	–	–	–	–	–	–	–	.....	–	–	.....	Ar	"	Windsor
4.25	.....	–	.....	.....	–	–	–	–	–	–	–	.....	–	–	.....	Lv	"	Cleveland
5.08	.....	–	.....	.....	–	–	–	–	–	–	–	.....	–	–	.....	Ar	"	Erie
5.13	.....	–	.....	.....	–	–	–	–	–	–	–	.....	–	–	.....	Lv	"	Erie
–	.....	–	6.20	.....	–	–	–	–	–	–	–	.....	–	–	.....	Lv	"	Toronto
–	.....	–	–	.....	–	–	–	–	–	–	–	.....	–	–	.....	Ar	"	Niagara Falls
–	.....	–	–	.....	–	–	–	–	–	–	–	.....	–	–	.....	Lv	"	Niagara Falls
5.54	.....	6.04	6.54	.....	7.08	8.23	–	–	10.33	–	1.48	.....	3.38	4.48	.....	Ar	"	Buffalo
6.16	.....	6.14	⊕7.20	.....	⊕7.18	8.33	–	–	10.43	–	1.58	.....	3.48	5.00	.....	Lv	"	Buffalo
6.44	.....	–	7.48	.....	–	–	–	–	–	–	–	.....	–	–	.....	Ar	"	Rochester
6.52	.....	–	7.56	.....	–	–	–	–	–	–	–	.....	–	–	.....	Lv	"	Rochester
7.25	.....	–	8.29	.....	–	–	–	–	–	–	–	.....	–	–	.....	Ar	"	Syracuse
*7.35	.....	–	8.39	.....	–	–	–	–	–	–	–	.....	–	–	.....	Lv	"	Syracuse
8.26	.....	–	–	.....	–	–	–	–	–	–	–	.....	–	–	.....	Ar	"	Albany
8.36	.....	–	–	.....	–	–	–	–	–	–	–	.....	–	–	.....	Lv	"	Albany
	.....	–	–	.....	–	10.18	–	–	–	–	–	.....	5.33	–	.....	Ar	"	Newark
	.....	8.02	10.06	.....	9.06	.....	10.31	9.20	12.31	1.20	3.46	.....	6.06	6.48	.....	Ar	(EST)	New York
		308	132		40		132	40		46			234	246				
	.....	8.30	12.30	.....	10.00	.....	12.30	10.00	→	2.50	.....	.....	.....	7.20	.....	Lv	(EST)	New York
	.....	–	–	.....	–		–	–		–	.....	.....	*6.00	–	.....	Lv	"	Newark
	.....	–	–	.....	–		–	–		–	.....	.....	–	7.49	.....	Ar	"	Bridgeport
	.....	–	–	.....	–		–	–		–	.....	.....	–	–	.....	Ar	"	x New Haven
↓	.....	–	–	.....	10.46	.....	–	10.46		–	.....	.....	–	–	.....	Ar	"	Hartford
9.09	.....	–	–	.....	–		–	–		–	.....	.....	–	–	.....	Ar	"	Springf'd-Westfd
–	.....	3.34	–	.....	11.22	.....	–	11.22		–	.....	.....	–	8.37	.....	Ar	"	Providence
10.00	.....	10.06	1.45	.....	11.54	.....	1.45	11.54		4.05	.....	.....	7.24	9.09	.....	Ar	(EST)	Boston
pm		pm	am		pm	pm	am	pm	am	am	am	am	am	am				

PACIFIC NORTHWEST *and* MINNEAPOLIS *to* DETROIT, BUFFALO, NEW YORK *and* BOSTON

TABLE 10
Eastbound — Read Down
ALL FLIGHTS DAILY

			2	40	4	46	22	48	32	38	26			8			12	
UNITED AIRLINES, INC.			am	pm	pm	pm	pm	pm	pm	am	pm	pm	pm	am	pm	pm	am	am
Seattle	(PST)	Lv	11.30	.....	.....	5.00	.....	7.00	.....	.....	11.00	.....	.....	.....	.....	.....	.....	.....
Portland	"	Lv	12.45	.....	.....	6.15	.....	8.15	.....	.....	12.15	.....	.....	.....	.....	.....	.....	.....
San Francisco	(PST)	Lv	–	3.30	8.30	♂5.30	7.30	–	9.15	12.01	–	.....	.....	.....	.....	.....	7.30	.....
Salt Lake City	(MST)	Lv	6.37	–	–	♂11.00	1.43	♂1.43	–	–	–	.....	.....	9.00	.....	.....	1.20	.....
Denver	(MST)	Lv	9.39	11.16	2.33	–	–	4.36	–	–	–	.....	.....	12.16	.....	.....	4.22	.....
Omaha	(CST)	Lv	1.35	3.12	–	5.37	–	8.32	–	11.19	12.08	.....	.....	4.12	.....	.....	8.18	.....
Chicago ■	(CST)	Ar	4.04	6.41	7.29	8.06	10.44	11.01	11.25	2.05	2.37	→	.....	7.20	→	.....	10.47	→
NORTHWEST AIRLINES, INC.					106		402	400	110	406	408		420	412		424		
Seattle	(PST)	Lv	.....	.....	4.00	.....	♂9.15	♂9.15	9.30	.....	.....	.....	.....	.....	.....	.....	.....	.....
Minneapolis-St. Paul	(CST)	Lv	.....	.....	5.05	.....	7.30	8.00	10.10	11.50	12.45	.....	3.15	3.45	.....	7.15	.....	.....
Milwaukee	"	Lv	.....	.....	–		–	10.50	–	–	–	.....	–	6.35	.....	♂8.30	.....	.....
Chicago ■	(CST)	Ar	.....	.....	7.20	→	9.20	11.30	12.25	2.05	3.00	→	5.05	7.15	→	9.30	→	.....
			22	126	◉ 14	224	128	◉ 16	20	118	276	◉ 18	122	◉ 274	26	218	120	114
Chicago ■	(CST)	Lv	*7.00	7.35	8.00	9.00	*11.40	*12.00	1.30	2.50	*4.45	*5.00	*6.15	9.00	9.30	10.00	11.20	12.30
Detroit	(EST)	Ar	9.38	10.13	–	*11.54	2.18	–	*4.24	*5.28	7.23	–	8.53	–	12.08	12.54	1.58	3.08
Buffalo ■	"	Ar	*11.18	*11.53	–	1.53	.....	–	6.04	7.08	–	–	10.33	–	1.48	.....	3.38	4.48
Newark ■	"	Ar	1.13	–	–	–	.....	–	–	–	–	–	–	–	–	.....	*5.33	–
New York ■	"	Ar	1.41	1.51	12.20	3.51	.....	4.20	8.02	9.06	10.31	9.20	12.31	1.20	3.46	.....	6.06	6.48
Boston ■	(EST)	Ar	4.15	4.15	2.15	6.05	.....	6.05	10.06	11.54	1.45	11.54	4.05	4.05	8.18	.....	8.05	9.09
			pm	pm	pm	pm	pm	pm	pm	pm	am	pm	am	am	am	am	am	am

PASSENGER FARES ON PAGE 23

AMERICAN AIRLINES
THE NATIONAL AND INTERNATIONAL ROUTE OF THE FLAGSHIPS

AMERICAN AIRLINES SYSTEM MAP

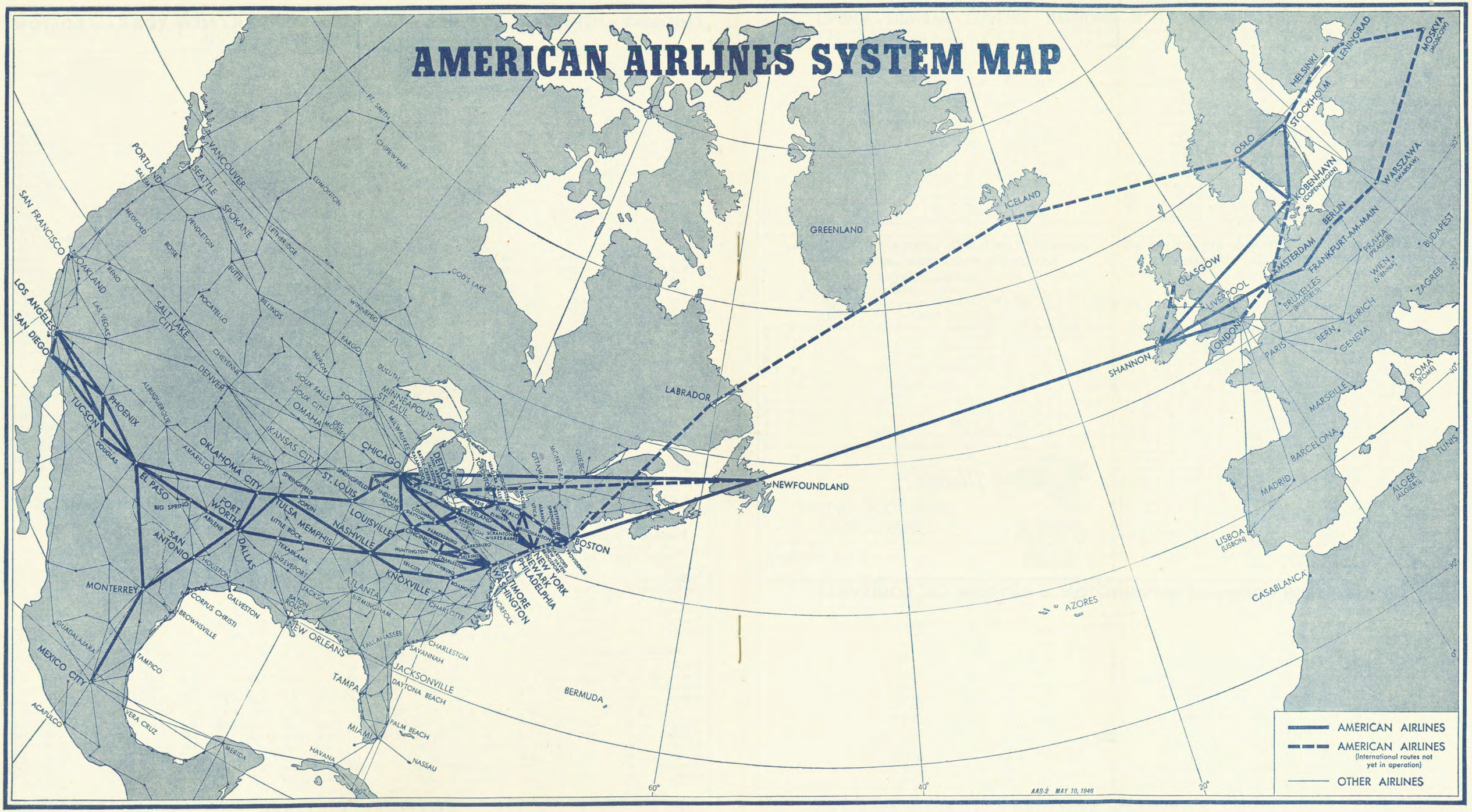

CLEVELAND - AKRON - COLUMBUS - DAYTON - CINCINNATI - LOUISVILLE - NASHVILLE - MEMPHIS

TABLE 11

ALL FLIGHTS DAILY

185	83	89	87	Read Down			Read Up	80	184	86	182
pm	pm	pm	am					pm	pm	pm	pm
*6.30	5.20	*1.10	7.30	Lv	Cleveland	(EST)	Ar	12.13	3.35	5.55	9.47
–	5.40	–	7.50	Ar	Akron	"	Lv	–	3.16	–	9.28
–	*5.48	–	*7.58	Lv	Akron	"	Ar	–	3.11	–	9.20
7.21	–	2.01	8.47	Ar	Columbus	"	Lv	11.27	–	5.09	8.36
7.29	–	2.09	8.55	Lv	Columbus	"	Ar	11.19	–	5.01	8.28
8.04	7.05	–	9.30	Ar	Dayton	"	Lv	10.47	2.02	–	7.56
8.12	7.13	–	9.38	Lv	Dayton	"	Ar	10.39	1.54	–	7.48
8.43	7.44	3.07	10.09	Ar	Cincinnati	"	Lv	10.11	1.26	4.15	7.20
8.53	8.10	.....	10.30	Lv	Cincinnati	(EST)	Ar	9.51	1.16	.....	7.10
8.36	7.53	.....	10.13	Ar	Louisville ■	(CST)	Lv	8.12	*11.37	.....	*5.31
8.44	8.01	.....	10.21	Lv	Louisville ■	"	Ar	8.04	11.29	.....	5.23
9.52	9.09	.....	11.29	Ar	Nashville ■	"	Lv	*7.00	10.25	.....	4.19
.....	9.24	.....	*11.44	Lv	Nashville ■	"	Ar	.....	10.10	.....	4.04
.....	10.48	.....	1.08	Ar	Memphis	(CST)	Lv	.....	8.51	.....	2.43
pm	pm	pm	pm					am	am	am	pm

SYRACUSE, ROCHESTER, BUFFALO, CLEVELAND *and* CINCINNATI *to* DALLAS *and* LOS ANGELES

TABLE 12

ALL FLIGHTS DAILY

185–7	83	87	Read Down			Read Up	4–80	184–52	182
pm	pm	am					pm	pm	pm
	1.02	.....	Lv	Syracuse ■	(EST)	Ar	3.23	7.25	.....
	1.45	.....	Lv	Rochester ■	"	Ar	2.42	6.44	.....
	2.38	.....	Lv	Buffalo ■	"	Ar	2.04	5.54	.....
	3.29	.....	Lv	Erie ■	"	Ar	1.18	5.08	.....
	4.14	.....	Ar	Cleveland	"	Lv	12*35	4.25	.....
*6.30	5.20	7.30	Lv	Cleveland	"	Ar	12.13	3.37	9.47
–	*5.48	*7.58	Lv	Akron	"	Lv	–	3.18	9.28
7.29	–	8.55	Lv	Columbus	"	Lv	11.27	–	8.36
8.12	7.13	9.38	Lv	Dayton	"	Lv	10.47	2.04	7.56
8.43	7.44	10.09	Ar	Cincinnati	"	Lv	10.11	1.28	7.20
8.53	8.10	10.30	Lv	Cincinnati	(EST)	Ar	9.51	1.18	7.10
8.44	8.01	10.21	Lv	Louisville ■	(CST)	Ar	8.12	11*39	*5.31
9.52	9.09	11.29	Ar	Nashville ■	"	Lv	*7.00	10.27	4.19
10.22	9.24	11*44	Lv	Nashville ■	"	Ar	6.08	10.12	4.04
11.46	10.48	1.08	Ar	Memphis	"	Lv	δ5.11	8.51	2.43
11.58	11.00	1.20	Lv	Memphis	"	Ar	δ4.59	8.39	2.31
2.48	1.50	4.10	Ar	Dallas	"	Lv	δ2.23	*6.03	11*55
–	2.22	*4.42	Ar	Ft. Worth	(CST)	Lv	2.18	–	11.23
*6.08	*5.34	7.31	Ar	El Paso	(MST)	Lv	9.55	1.30	*6.36
δ8.43	7.32	9.31	Ar	Tucson	"	Lv	8.02	11.37	4.43
8.42	–	–	Ar	Phoenix	(MST)	Lv	δ7 *01	δ10.01	3.46
δ10.21	δ10.21	11.09	Ar	San Diego	(PST)	Lv	δ1.32	δ6.52	δ12.37
10.14	9.41	12.14	Ar	Los Angeles	(PST)	Lv	*4.00	7.35	12.20
am	am	am					pm	pm	am

BUFFALO, CLEVELAND, AKRON, COLUMBUS *and* DAYTON *to* KNOXVILLE *and* ATLANTA

TABLE 13

ALL FLIGHTS DAILY

185	83	89	87	Read Down			Read Up	80	86	182
pm	pm	am	am					pm	pm	pm
.....	2.38	11.48	.....	Lv	Buffalo ■	(EST)	Ar	2.04	.....	.....
*6.30	5.20	*1.10	7.30	Lv	Cleveland	"	Ar	12.13	5.55	9.47
–	*5.48	–	*7.58	Lv	Akron	"	Ar	δ3.11	–	9.20
7.29	–	2.09	8.55	Lv	Columbus	"	Ar	11.19	5.01	8.28
8.12	7.13	–	9.38	Lv	Dayton	"	Ar	10.39	–	7.48
8.43	7.44	3.07	10.09	Ar	Cincinnati	(EST)	Lv	10.11	4.15	7.20
25		23	21		DELTA AIR LINES			20	80	22
9.07		5.20	10.40	Lv	Cincinnati	(EST)	Ar	9.41	3.43	4.51
–	.....	6.50	12.10	Ar	Knoxville	"	Lv	8.11	2.13	3.21
–	.....	7.00	12.20	Lv	Knoxville	"	Ar	8.01	.....	3.11
11.48	.....	8.01	1.21	Ar	Atlanta	(EST)	Lv	7.00	.....	2.10
pm	pm	pm	pm					am	pm	pm

Please

MAKE YOUR FLAGSHIP RESERVATIONS

. . . Early

BOSTON, NEW YORK *and* WASHINGTON *to* DAYTON *and* LOUISVILLE

TABLE 14

ALL FLIGHTS DAILY

	69	103–167	161		65	Read Down			Read Up	160–336		166–46	
	pm	am	am	am	am					pm	am	am	pm
.....	1.05	10.15	.....	.....	.....	Lv	Boston ■	(EST)	Ar	4.00	.....	4.05	.....
.....	–	*11.45	.....	.....	.....	Lv	New York ■	"	Ar	3.01	.....	12.38	.....
.....	2.50	–	*7.05	.....	.....	Lv	Newark ■	"	Ar	–	.....	–	.....
.....	3.36	–	–	.....	.....	Lv	Philadelphia ■	"	Ar	2.12	.....	–	.....
.....	–	1.13	8.26	.....	.....	Lv	Baltimore	"	Ar	–	.....	11.18	.....
.....	*4.50	1.52	9.10	.....	*7.00	Lv	Washington	"	Ar	1.04	.....	10.40	.....
.....	–	–	10.34	.....	–	Lv	Elkins	"	Ar	*11.53	.....	–	.....
.....	7.38	4.40	12.21	.....	9.48	Ar	Cincinnati	(EST)	Lv	10.20	.....	8.08	.....
	185	83		184	87	80				80	87	182	83
.....	8.53	8.10	.....	1.26	10.30	10.11	Lv	Cincinnati	(EST)	9.51	10.09	7.10	7.44
.....	–	–	.....	1.54	–	10.39	Ar	Dayton	"	–	9.38	–	7.13
.....	8.36	7.53	.....	.....	10.13	.....	Ar	Louisville ■	(CST)	8.12	.....	*5.31	.....
.....	9.52	9.09	.....	.....	11.29	.....	Ar	Nashville ■	(CST)	*7.00	.....	4.19	.....
	pm	pm	pm	pm	am	am				am	am	pm	pm

EXPLANATION OF REFERENCE MARKS ON PAGE 17

WASHINGTON - ELKINS - CINCINNATI - INDIANAPOLIS - CHICAGO

TABLE 15

ALL FLIGHTS DAILY

	The President ◉ 61	69	167	The Senator ◉ 63	The West Virginian 161	65	Read Down			Read Up	The Postmaster ◉ 62	The West Virginian 160	The Senator ◉ 60	64	166	68
	pm	pm	pm	am	am	am					am	pm	pm	pm	pm	am
.....	*7.05	*4.50	1.52	11*25	9.10	*7.00	Lv	Washington	(EST)	Ar	10.25	1.04	6.20	8.57	10.40	5.57
.....	–	–	–	–	10.24	–	Ar	Elkins	"	Lv	–	*12.03	–	–	–	–
.....	–	–	–	–	10.34	–	Lv	Elkins	"	Ar	–	11.53	–	–	–	–
.....	–	7.38	4.40	–	12.21	9.48	Ar	Cincinnati	"	Lv	–	10.20	–	*6.25	8.08	3.25
.....	–	7.54	4.50	–	12.31	10.01	Lv	Cincinnati	(EST)	Ar	–	10.10	–	6.15	7.56	3.15
.....	–	–	4.42	–	12.23	9.53	Ar	Indianapolis ■	(CST)	Lv	–	8.22	–	4.27	–	1.27
.....	–	–	*4.50	–	*12.31	10.01	Lv	Indianapolis ■	"	Ar	–	8.14	–	4.19	–	1.19
.....	9.20	8.43	5.58	1.40	1.39	11.09	Ar	Chicago ■	(CST)	Lv	*6.30	*7.05	2.25	3.10	*5.10	12.10
	pm	pm	pm	pm	pm	am					pm	am	pm	pm	pm	am

BOSTON *and* NEW YORK *to* CINCINNATI *and* INDIANAPOLIS

For complete Boston — New York and Washington schedules, see Tables 3 and 3A

TABLE 16

ALL FLIGHTS DAILY

69	39	The West Virginian 161	65	Read Down			Read Up	The West Virginian 242	64	46	140
pm	am	am	am					am	pm	am	am
1.05	10.00	.....	.....	Lv	Boston ■	(EST)	Ar	5.35	.....	4.05	10.15
–	–	.....	.....	Lv	Providence ■	"	Ar	–	.....	–	–
–	–	.....	.....	Lv	Sprgf'd-Westf'd ■	"	Ar	–	.....	–	–
–	δ9.43	.....	.....	Lv	Hartford ■	"	Ar	4.46	.....	–	δ10.46
–	–	.....	.....	Lv	Bridgeport ■	"	Ar	–	.....	–	–
2.31	–	.....	.....	Ar	Newark ■	"	Lv	–	.....	–	–
–	11.20	.....	.....	Ar	New York ■	(EST)	Lv	4.00	.....	2.50	9.00
	167							160		166	68-6
–	11*45	.....	.....	Lv	New York ■	(EST)	Ar	3.01	.....	12.38	8.30
2.50	–	*7.05	.....	Lv	Newark ■	"	Ar	–	10.30	–	–
3.36	–	δ7.58	.....	Lv	Philadelphia ■	"	Lv	2.17	–	–	–
–	1.13	8.26	.....	Lv	Baltimore	"	Lv	–	–	11.23	*7.15
4.35	1.37	8.50	.....	Ar	Washington	"	Lv	1.16	9.09	10.52	6.44
*4.50	1.52	9.10	*7.00	Lv	Washington	"	Ar	1.04	8.57	10.40	5.57
–	–	10.34	–	Lv	Elkins	"	Lv	*12.03	–	–	–
7.38	4.40	12.21	9.48	Ar	Cincinnati	"	Lv	10.20	*6.25	8.08	3.25
7.54	4.50	12.31	10.01	Lv	Cincinnati	(EST)	Ar	10.10	6.15	7.56	3.15
–	*4.50	*12.23	9.53	Ar	Indianapolis ■	(CST)	Lv	8.22	4.27	–	1.27
8.43	5.58	1.39	11.09	Ar	Chicago ■	(CST)	Lv	*7.05	3.10	*5.10	12.10
pm	pm	pm	am					am	pm	pm	am

WASHINGTON, CINCINNATI *and* INDIANAPOLIS *to the* PACIFIC NORTHWEST

TABLE 17

ALL FLIGHTS DAILY

69	167	161	65	Read Down			Read Up	160	64	166	68
pm	pm	am	am					pm	pm	pm	am
*4.50	1.52	9.10	*7.00	Lv	Washington	(EST)	Ar	1.04	8.57	10.40	5.57
–	–	10.34	–	Lv	Elkins	"	Ar	11*53	–	–	–
7.54	4.50	12.31	10.01	Lv	Cincinnati	"	Ar	10.10	*6.15	7.56	3.15
–	*4.50	12*31	10.01	Lv	Indianapolis ■	(CST)	Ar	8.14	4.19	–	1.19
8.43	5.58	1.39	11.09	Ar	Chicago ■	(CST)	Lv	*7.05	3.10	*5.10	12.10
115	111	425	415		NORTHWEST AIRLINES			102	110	408	424
10.00	8.15	4.00	11.50	Lv	Chicago ■	(CST)	Ar	1.05	12.25	3.00	9.30
–	–	–	–	Ar	Milwaukee	"	Lv	–	–	–	–
12.25	10.40	6.25	1.50	Ar	Minneapolis-St. Paul		Lv	10.50	10.10	12.45	7.15
11.10	8.45	.....	δ12.15	Ar	Seattle	(PST)	Lv	10.00	9.30	.....	δ6.30
47	49	45	1		UNITED AIR LINES			2	16	26	12
9.15	7.30	5.00	2.30	Lv	Chicago ■	(CST)	Ar	4.04	2.33	2.37	10.47
12.05	10.34	8.04	5.47	Ar	Omaha	"	Lv	1.35	11.45	12.08	8.18
–	–	–	8.02	Ar	Denver	(MST)	Lv	9.39	7.22	–	4.22
δ5.49	–	δ10.50	11.23	Ar	Salt Lake City	"	Lv	6.37	4.20	–	1.20
–	–	4.12	3.19	Ar	San Francisco	(PST)	Lv	δ3.30	10.30	δ12.01	7.30
8.07	7.08	δ5.41	.....	Ar	Portland	"	Lv	12.45	.....	12.15	.....
9.21	8.22	δ6.55	.....	Ar	Seattle	(PST)	Lv	11.30	.....	11.00	.....
am	am	am	am					am	pm	pm	am

CHICAGO *and* INDIANAPOLIS *to* KNOXVILLE *and* ATLANTA

TABLE 18

ALL FLIGHTS DAILY

166	64	160	Read Down			Read Up	65	167
pm	pm	am					am	pm
*5.10	3.10	*7.05	Lv	Chicago ■	(CST)	Ar	11.09	5.58
–	4.27	8.22	Lv	Indianapolis ■	"	Ar	9.53	*4.42
7.56	6.15	10.10	Ar	Cincinnati	(EST)	Lv	10.01	4.50
25		21		DELTA AIR LINES			20	80
9.07		10.40	Lv	Cincinnati	(EST)	Ar	9.41	3.43
10.37	.....	12.10	Ar	Knoxville	"	Lv	8.11	2.13
10.47	.....	12.20	Lv	Knoxville	"	Ar	8.01	.....
11.48	.....	1.21	Ar	Atlanta	(EST)	Lv	7.00	.....
pm	pm	pm					am	pm

CHICAGO *and* INDIANAPOLIS *to* DAYTON *and* LOUISVILLE

TABLE 19

ALL FLIGHTS DAILY

	166	64	160	Read Down			Read Up	65		69
	pm	pm	am					am	pm	pm
.....	*5.10	3.10	*7.05	Lv	Chicago ■	(CST)	Ar	11.09	.....	8.43
.....	–	4.27	8.22	Lv	Indianapolis ■	"	Ar	9.53	.....	–
.....	7.56	6.15	10.10	Ar	Cincinnati	(EST)	Lv	10.01		7.54
	185	83	182	87				80	182	83
.....	8.53	8.10	7.20	10.30	Lv	Cincinnati	(EST)	9.51	7.10	7.44
.....	–	–	7.48	–	Ar	Dayton	"	–	–	7.13
.....	8.36	7.53	.....	10.13	Ar	Louisville ■	(CST)	8.12	*5.31	.....
	pm	pm	pm	am				am	pm	pm

PASSENGER FARES ON PAGE 23

CHICAGO - ST. LOUIS - TULSA - OKLAHOMA CITY - DALLAS - FT. WORTH

TABLE 20
ALL FLIGHTS DAILY

◉ 275	73	271	203	59	The Long-horn 79	The Lone Star 71	201	Read Down		Read Up	204	202	The Lone Star 70	278	The Long-horn 76	◉ 274	72	58
am	pm	pm	am	pm	pm	am	am				am	am	pm	pm	pm	pm	pm	am
12.15	11.20	9.55	.....	*6.30	3.10	8.10	.....	Lv Chicago ■	(CST)	Ar	.....	.....	3.23	4.06	7.24	8.35	11.53	7.01
–	–	–	.....	–	4.21	–	.....	Lv Peoria ■	"	Lv	.....	.....	2.24	–	–	–	–	–
1.40	1.08	11.43	.....	8.18	5.24	9.58	.....	Ar St. Louis ■	"	Lv	.....	.....	1.20	2.27	*5.45	7.15	10.14	5.22
2.00	1.20	11.55	.....	8.30	*5.36	10.10	.....	Lv St. Louis ■	"	Ar	.....	.....	1.08	2.15	5.33	6.55	10.02	5.10
–	–	–	.....	–	7.11	–	.....	Lv Springfield	"	Lv	.....	.....	*11.51	–	–	–	–	–
–	–	–	.....	–	7.54	*12.12	.....	Lv Joplin	"	Lv	.....	.....	11.09	–	3.56	–	–	–
–	3.46	2.21	.....	10.56	8.42	1.00	.....	Ar Tulsa	"	Lv	.....	.....	10.17	*12.05	3.02	–	7.52	3.00
–	3.56	.....	12.41	11.06	8.52	1.10	9.15	Lv Tulsa	"	Ar	8.04	9.21	10.07	.....	2.52	–	7.42	2.50
–	4.49	.....	1.34	11.59	9.45	2.03	10.08	Ar Oklahoma City	"	Lv	7.15	8.32	9.18	.....	2.03	–	6.53	2.01
–	4.59	.....	.....	12.09	9.55	2.13	.....	Lv Oklahoma City	"	Ar	.....	.....	9.10	.....	1.55	–	6.45	1.53
5.15	6.17	.....	.....	1.27	11.13	3.31	.....	Ar Dallas	"	Lv	.....	.....	*7.55	.....	*12.40	*3.55	*5.30	12.38
.....	6.29	.....	.....	1.39	11.25	3.43	.....	Lv Dallas	"	Ar	.....	.....	7.45	.....	12.30	.....	5.20	12.26
.....	6.49	.....	.....	1.59	11.45	4.03	.....	Ar Ft. Worth	(CST)	Lv	.....	.....	7.25	.....	12.10	.....	5.00	12.06
am	am	am	am	am	pm	pm	am				am	am	am	pm	pm	pm	pm	am

DETROIT, CHICAGO, ST. LOUIS, TULSA *and* OKLAHOMA CITY *to* LOS ANGELES

TABLE 21
ALL FLIGHTS DAILY

◉ 275	25-73 3	271	203	125-59-83	21-79	71-87	201	Read Down		Read Up	72-114	◉ 274-26	108-58-126	204	112-70-24	202-70-24	278	8-76-26
am	pm	pm	am	pm	pm	am	am				am	am	am	am	pm	pm	pm	am
.....	9.24	8.46	.....	4.45	1.28	*7.00	.....	Lv Detroit	(EST)	Ar	3.08	12.08	10.13	.....	6.43	6.43	7.23	12.08
.....	10.12	9.34	.....	5.48	2.16	7.48	.....	Ar Chicago ■	(CST)	Lv	12.30	9.39	7.35	.....	*4.05	*4.05	*4.45	9.39
12.15	11.20	9.55	.....	*6.30	3.10	8.10	.....	Lv Chicago ■	"	Ar	11.53	8.35	7.01	.....	3.23	3.23	4.05	7.24
–	–	–	.....	–	4.21	–	.....	Lv Peoria ■	"	Lv	–	–	–	.....	2.24	2.24	–	–
1.40	1.08	11.43	.....	8.18	5.24	9.58	.....	Ar St. Louis ■	"	Lv	10.14	7.15	5.22	.....	1.20	1.20	2.27	*5.45
2.00	1.20	11.55	.....	8.30	*5.36	10.10	.....	Lv St. Louis ■	"	Ar	10.02	6.55	5.10	.....	1.08	1.08	2.15	5.33
–	–	–	.....	–	7.11	–	.....	Lv Springfield	"	Lv	–	–	–	.....	*11.51	*11.51	–	–
–	–	–	.....	–	7.54	*12.12	.....	Lv Joplin	"	Lv	–	–	–	.....	11.09	11.09	–	3.56
–	3.46	2.21	.....	10.56	8.42	1.00	.....	Ar Tulsa	"	Lv	7.52	–	3.00	.....	10.17	10.17	*12.05	3.02
–	3.56	2.31	12.41	11.06	8.52	1.10	9.15	Lv Tulsa	"		7.42	–	2.50	8.04	10.07	9.21	11.50	2.52
–	4.49		1.34	11.59	9.45	2.03	10.08	Ar Oklahoma City	"	Lv	6.53	–	2.01	7.15	9.18	8.32		2.03
–	4.59		1.44	12.09	9.55	2.13	*10.18	Lv Oklahoma City	"	Ar	6.45	–	1.53	7.05	9.10	8.22		1.55
5.15	6.17			1.27	11.13	3.31		Ar Dallas	"	Lv	*5.30	*3.55	12.38		*7.55			*12.40
*5.40	6.29			2.02	11.25	3.43		Lv Dallas	"	Ar		3.30	12.26		7.45			12.01
–	6.49			2.22	11.45	4.03		Ar Ft. Worth	"	Lv			12.06		7.25			–
–	*7.24			2.37	11.59	*4.57		Lv Ft. Worth	(CST)	Ar	.....		11.16		6.51			–
–	9.58	*6.45	*5.17	*5.34	2.54	7.31	1.28	Ar El Paso	(MST)	Lv	.....		*7.08	1.53	2.43	*3.39	*6.02	*7.43
–	–	8.43	–	7.32	4.54	9.31	3.28	Ar Tucson	"	Lv	.....		–	12.02	–	1.46	4.11	δ4.43
–	*12.32	–	7.49	δ8.42	*5.52	–	–	Ar Phoenix	(MST)	Lv	.....	–	4.41	δ11.01	12.16	δ12.16	–	5.16
–	–	10.21	–	–	δ8.13	11.09	5.06	Ar San Diego	(PST)	Lv	.....	–	1.32	–	δ6.52	10.12	12.37	–
10.00	2.05	11.26	9.21	9.41	7.24	12.14	6.11	Ar Los Angeles	(PST)	Lv	.....	*7.40	*12.25	8.00	8.50	9.05	11.30	1.50
am	pm	am	am	am	am	am	pm				pm	am	pm	pm	pm	pm	pm	am

Check it now!

REDUCE LOSSES IN TRANSIT

• This is but one of many benefits obtainable through everyday use of Airfreight. Check *your* list today!

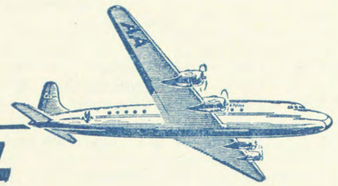

AMERICAN AIRLINES AIRfreight

EXPLANATION OF REFERENCE MARKS ON PAGE 17

MINNEAPOLIS - ST. PAUL, ROCHESTER, DES MOINES, DALLAS, FT. WORTH, EL PASO, PHOENIX *and* LOS ANGELES

TABLE 22

75-49	41	Read Down		Read Up	40-72	44-60
		MID-CONTINENT AIRLINES				
pm	am				pm	pm
6.45	8.45	Lv Minneapolis-St. Paul	(CST)	Ar	5.50	11.15
7.24	9.24	Lv Rochester	"	Ar	5.11	10.36
8.39	10.51	Ar Des Moines	"	Lv	3.56	9.21
9.05	11.06	Lv Des Moines	"	Ar	3.35	8.50
10.55	12.53	Ar St. Louis ■	(CST)	Lv	1.45	7.00
271	79	AMERICAN AIRLINES, INC.			112-70	8-76
11.55	*5.36	Lv St. Louis ■	(CST)	Ar	1.08	5.33
2.31	8.52	Lv Tulsa	"	Ar	10.07	2.52
–	9.55	Lv Oklahoma City	"	Ar	9.10	1.55
–	11.13	Ar Dallas	"	Lv	*7.55	*12.40
–	11.45	Ar Ft. Worth	(CST)	Lv	7.25	–
*6.45	2.54	Ar El Paso	(MST)	Lv	2.43	*7.43
8.43	4.54	Ar Tucson	"	Lv	δ11.37	δ4.43
δ10.22	*5.52	Ar Phoenix	(MST)	Lv	12.16	5.16
10.21	δ8.13	Ar San Diego	(PST)	Lv	δ6.52	–
11.26	7.24	Ar Los Angeles	(PST)	Lv	8.50	1.50
am	am				pm	am

MINNEAPOLIS-ST. PAUL, ROCHESTER *and* DES MOINES *to* TULSA, OKLAHOMA CITY, DALLAS *and* FT. WORTH

TABLE 23

75-49	57-43	Read Down		Read Up	40-72	44-60
		MID-CONTINENT AIRLINES				
pm	pm				pm	pm
6.45	1.30	Lv Minneapolis	(CST)	Ar	5.50	11.15
7.24	2.09	Lv Rochester	"	Ar	5.11	10.36
8.39	3.24	Ar Des Moines	"	Lv	3.56	9.21
9.05	4.00	Lv Des Moines	"	Ar	3.35	8.50
10.55	5.50	Ar St. Louis ■	(CST)	Lv	1.45	7.00
73	59	AMERICAN AIRLINES, INC.			70	76
1.20	8.30	Lv St. Louis ■	(CST)	Ar	1.08	5.33
3.46	10.56	Ar Tulsa	"	Lv	*10.17	3.02
4.49	11.59	Ar Oklahoma City	"	Lv	9.18	2.03
6.17	1.27	Ar Dallas	"	Lv	*7.55	*12.40
6.49	1.59	Ar Ft. Worth	(CST)	Lv	7.25	12.10
am	am				am	pm

EXPLANATION OF REFERENCE MARKS

AST—Atlantic Standard Time.
EST—Eastern Standard Time.
CST—Central Standard Time.
LZT—Local Zone Time.
MST—Mountain Standard Time.
NST—Newfoundland Standard Time.
PST—Pacific Standard Time.
GCT—Greenwich Civil Time.
AA—American Airline.
AOA—American Overseas Airline.
BNF—Braniff Airways.
CHI—Chicago & Southern Airline.
DAL—Delta Air Lines.
EAL—Eastern Air Lines.
NAL—National Air Lines.
NWA—Northwest Airlines.
PCA—Pennsylvania Central Airlines.
TWA—Transcontinental and Western Air.
UAL—United Air Lines.
WAL—Western Air Lines.

δ—Via connecting flight.
♀—Via Limousine to downtown Dallas.
★—Meal served at no additional charge after departure from this station.
⊕—Meal served aloft after departure from this station for Toronto to Rochester, Syracuse and New York City passengers only.
Ⓐ—Meal served for Toronto to Detroit-Chicago passengers.
—Meal service for through passengers only.
▲—Except Sunday and holidays.
♥—Sunday and holidays.
⊠—Via connecting carrier
◉—Douglas DC-4 Flagship.
r—Arrival time.
x—Service temporarily suspended.
□—Sunday, Thursday and Saturday.
△—Sunday, Tuesday, and Saturday.
■—In terms of Local Daylight Time planes arrive and depart one hour later than times shown in schedules.

CLEVELAND, AKRON, COLUMBUS, DAYTON, CINCINNATI *and* LOUISVILLE *to* ATLANTA, JACKSONVILLE *and* MIAMI

TABLE 24

185	87	Read Down		Read Up	80	182
pm	am				pm	pm
*6.30	7.30	Lv Cleveland	(EST)	Ar	12.13	9.47
δ5.48	*7.58	Lv Akron	"	Ar	δ3.11	9.20
7.29	8.55	Lv Columbus	"	Ar	11.19	8.28
8.12	9.38	Lv Dayton	"	Ar	10.39	7.48
8.53	10.30	Lv Cincinnati	(EST)	Ar	9.51	7.10
8.44	10.21	Lv Louisville ■	(CST)	Ar	8.04	*5.23
9.52	11.29	Ar Nashville ■	(CST)	Lv	*7.00	4.19
57	59	EASTERN AIR LINES			56	58
11.00	11.59	Lv Nashville ■	(CST)	Ar	5.42	2.02
1.27	2.42	Ar Atlanta	(EST)	Lv	5.15	1.35
3.08	δ5.05	Ar Tallahassee	"	Lv	δ12.35	11.50
4.49	δ6.44	Ar Tampa	"	Lv	δ10.55	10.10
δ5.26	4.42	Ar Jacksonville	"	Lv	3.15	–
δ8.03	6.41	Ar West Palm Beach	"	Lv	12.50	–
6.32	7.20	Ar Miami	(EST)	Lv	12.15	8.30
am	pm				am	am
25	71	DELTA AIR LINES, INC.			20	70
pm	am				am	pm
9.07	10.22	Lv Cincinnati	(EST)	Ar	9.41	6.05
10.47	12.07	Lv Knoxville	"	Ar	8.01	4.20
11.48	δ1.21	Ar Atlanta	"	Lv	7.00	–
δ3.47	2.38	Ar Augusta	"	Lv		1.49
δ4.42	3.40	Ar Savannah	"	Lv		12.47
δ5.38	4.51	Ar Jacksonville	"	Lv		11.36
δ7.59	7.12	Ar Miami	(EST)	Lv		9.15
am	pm				am	am

WASHINGTON *and* PHILADELPHIA *to* SYRACUSE, ROCHESTER *and* BUFFALO

TABLE 25

◉ 412	108	◉ 106	Read Down		Read Up	◉ 409	◉ 403	◉ 501
pm	am	am				am	pm	pm
7.20	8.38	*6.10	Lv Washington	(EST)	Ar	11.45	6.40	8.50
δ7.31	9.39	–	Lv Philadelphia ■	"	Ar	δ12.03	–	–
8.30	10.23	7.20	Ar New York ■	(EST)	Lv	10.30	*5.25	7.35
51	83	97				50	80	94
9.30	*11.20	8.30	Lv New York ■	(EST)	Ar	8.46	5.00	7.20
11.04	12.54	10.04	Ar Syracuse ■	"	Lv	*7.19	3.33	*5.53
11.47	1.37	10.47	Ar Rochester ■	"	Lv	6.36	2.50	5.10
12.24	2.14	11.24	Ar Buffalo ■	(EST)	Lv	6.00	2.14	4.34
am	pm	am				am	pm	pm

BOSTON, HARTFORD *and* NEW YORK *to* CHARLESTON, CHARLOTTE *and* ATLANTA

TABLE 26

◉ 247-401	◉ 133-103	Read Down		Read Up	◉ 106-44	◉ 408-230	
am	am				am	pm	pm
*11.00	10.15	Lv Boston ■	(EST)	Ar	9.15	7.35	
–	–	Lv Hartford ■	"	Ar	–	–	
1.25	*12.30	Lv New York ■	"	Ar	7.20	5.35	
2.40	1.45	Ar Washington	(EST)	Lv	*6.10	4.25	
41	25	EASTERN AIR LINES			34	78	6
3.45	2.30	Lv Washington	(EST)	Ar	5.13	3.20	4.03
6.50	–	Ar Charleston	"	Lv	–	–	12.55
	5.05	Ar Charlotte	"	Lv	2.20	–	
	7.03	Ar Atlanta	(EST)	Lv	12.20	11.40	
	pm				am	am	pm

MEXICAN SERVICE

BOSTON, NEW YORK, PHILADELPHIA, BALTIMORE, WASHINGTON, NASHVILLE *and* MEMPHIS *to* MEXICO CITY

TABLE 27
ALL FLIGHTS DAILY

50-◉407	231-9	◉ 331-5	Read Down		Read Up	6-140	◉ 410-◉304
pm	pm	am				am	am
7.00	4.00	12 ★00	Lv Boston..... ■	(EST)	Ar	10.15	11.05
–	♂4.30	–	Lv Providence. ■	"	Ar	–	12♂49
♂5.59	–	–	Lv Sp'gf'd-Westf'd ■	"	Ar	–	–
♂6.28	♂4.05	–	Lv Hartford... ■	"	Ar	10♂51	10♂51
–	♂3.17	–	Lv Bridgeport.. ■	"	Ar	–	–
8.05	5.20	1.05	Ar New York.. ■	(EST)	Lv	9.00	10.00
8.40	6.25	1.45	Lv New York.. ■	(EST)	Ar	8.30	9.15
–	6.50	–	Lv Newark.... ■	"	Ar	–	–
–	–	2.38	Lv Philadelphia ■	"	Ar	–	–
–	8.16	–	Lv Baltimore....	"	Ar	7★10	–
10.20	8.55	★3.52	Lv Washington...	"	Ar	6.29	7★40
–	12.01	7.21	Lv Nashville... ■	(CST)	Ar	1.49	♂6.08
–	1.38	8.57	Lv Memphis....	"	Ar	12.16	–
3.25	4.28	12.13	Ar Dallas.....	"	Lv	9.40	1.15
	–	12.45	Ar Fort Worth...	(CST)	Lv	9.08	
57	57	59				56	58
5.00	5.00	–	Lv Dallas.....	"	Ar	♀	12.26
–	–	2.30	Lv Fort Worth...	"	Ar	8.03	11.22
6★44	6★44	–	Ar San Antonio..	"	Lv	–	9.50
9.13	9.13	★5.49	Ar Monterrey....	"	Lv	5★02	7★02
12.22	12.22	8.58	Ar Mexico City..	(CST)	Lv	2★00	4.00
pm	pm	am				pm	pm

SYRACUSE, ROCHESTER, BUFFALO, TORONTO, CLEVELAND, CINCINNATI *and* LOUISVILLE *to* MEXICO CITY

TABLE 29
ALL FLIGHTS DAILY

185-7	83	Read Down		Read Up	4-80
pm	pm				pm
.....	1.02	Lv Syracuse.... ■	(EST)	Ar	3.23
.....	1.45	Lv Rochester... ■	"	Ar	2.42
.....	2.38	Lv Buffalo..... ■	"	Ar	2.04
.....	♂1.15	Lv Toronto..... ■	"	Ar	♂3.12
★6.30	5.20	Lv Cleveland.....	"	Ar	12★13
–	★5.48	Lv Akron.....	"	Ar	♂3.13
7.29	–	Lv Columbus	"	Ar	11.19
8.12	7.13	Lv Dayton.....	"	Ar	10.39
8.53	8.10	Lv Cincinnati.....	(EST)	Ar	9.51
8.44	8.01	Lv Louisville.... ■	(CST)	Ar	8.04
9.52	9.09	Ar Nashville.... ■	"	Lv	★7.00
10.22	9.24	Lv Nashville.... ■	"	Ar	6.08
11.58	11.00	Lv Memphis.....	"	Ar	–
2.48	1.50	Ar Dallas.....	"	Lv	–
–	2.22	Ar Fort Worth	(CST)	Lv	2.18
57					58
5.00		Lv Dallas.....	(CST)	Ar	–
4.30	..	Lv Fort Worth....	"	Ar	11.22
★6.44	.....	Ar San Antonio...	"	Lv	9.50
9.13	.....	Ar Monterrey.....	"	Lv	★7.02
12.22	.....	Ar Mexico City...	(CST)	Lv	4.00
pm					pm

DALLAS - FT. WORTH - SAN ANTONIO MONTERREY - MEXICO CITY

TABLE 30
ALL FLIGHTS DAILY

57	59	Read Down		Read Up	56	58
am	am				pm	pm
4.30	.....	Lv Fort Worth....	(CST)	Ar	.....	.....
4.50	.....	Ar Dallas.....	"	Lv	.....	.....
5.00	.....	Lv Dallas.....	"	Ar	♀	.....
–	.....	Ar Fort Worth....	"	Lv	.....	.....
–	2.30	Lv Fort Worth....	"	Ar	8.03	11.22
6.44	–	Ar San Antonio....	"	Lv	–	9.50
★7.20	–	Lv San Antonio....	"	Ar	–	8.51
9.13	5.49	Ar Monterrey.....	"	Lv	★5.02	★7.02
9.28	★6.04	Lv Monterrey.....	"	Ar	4.47	6.47
12.22	8.58	Ar Mexico City....	(CST)	Lv	★2.00	4.00
pm	am	♀—Via Limousine to Downtown Dallas			pm	pm

DENVER, COLORADO SPRINGS *and* ALBUQUERQUE *to* MEXICO CITY

TABLE 31
ALL FLIGHTS DAILY

	25	Read Down		Read Up	24	
	pm	Continental Air Lines			am	
.....	7.00	Lv Denver.....	(MST)	Ar	9.36	.....
.....	7.42	Lv Colorado Spgs..	"	Ar	8.54	.....
.....	8.13	Lv Pueblo.....	"	Ar	8.23	.....
.....	10.13	Lv Albuquerque...	"	Ar	6.23	.....
.....	11.48	Ar El Paso.....	(MST)	Lv	4.48	.....
	90	American Airlines			91	
.....	★6.50	Lv El Paso.....	(MST)	Ar	4.18	.....
.....	11★06	Ar Monterrey.....	(CST)	Lv	2.02	.....
.....	2.15	Ar Mexico City....	(CST)	Lv	11★00	.....
	pm				am	

DETROIT, CHICAGO, ST. LOUIS, TULSA *and* OKLAHOMA CITY *to* MEXICO *and* CENTRAL AMERICA

TABLE 28
ALL FLIGHTS DAILY
UNLESS OTHERWISE INDICATED

	57	125-59	21-79	Read Down		Read Up	56	58-126		
	am	pm	pm				pm	am		
.....	.....	4.45	1.28	Lv Detroit.....	(EST)	Ar	.....	10.13	.....	.....
.....	.....	★6.30	3.10	Lv Chicago..... ■	(CST)	Ar	.....	7.01	.....	.....
.....	.....	8.30	★5.36	Lv St. Louis.... ■	"	Ar	.....	5.10	.....	.....
.....	.....	11.06	8.52	Lv Tulsa.....	"	Ar	.....	2.50	.....	.....
.....	.....	12.09	9.55	Lv Oklahoma City.	"	Ar	.....	1.53	.....	.....
.....	.....	1.27	11.13	Ar Dallas.....	"	Lv	.....	12.38	.....	.....
.....	.....	1.39	11.25	Lv Dallas.....	"	Ar	.....	12.26	.....	.....
.....	↶	1.59	11.45	Ar Ft. Worth.....	(CST)	Lv	↷	12.06	.....	.....
.....	4.30	2.30	–	Lv Ft. Worth.....	(CST)	Ar	8.03	11.22	.....	.....
.....	6.44	♂6.44	.....	Ar San Antonio...	"	Lv	–	9.50	.....	.....
.....	★7.20	–	.....	Lv San Antonio...	"	Ar	–	8.51	.....	.....
.....	9.13	★5.49	.....	Ar Monterrey.....	"	Lv	★5.02	★7.02	.....	.....
.....	12.22	8.58	.....	Ar Mexico City...	(CST)	Lv	★2.00	4.00	.....	.....
	pm	am						pm		

	Daily 151	Daily 101		TACA AIRWAYS			Daily 100	Daily 150		
	pm	am					pm	am		
.....	.....	6.15	.....	Lv MEXICO CITY....	(CST)	Ar	3.50	.....	.....	.....
.....	.....	10.30	.....	Ar SALVADOR.....	"	Lv	11.20	.....	.....	.....
.....	.....	10.45	.....	Lv SALVADOR.....	"	Ar	11.05	.....	.....	.....
.....	.....	–	.....	Lv TEGUCIGALPA...	"	Lv	–	.....	.....	.....
.....	.....	12.10	.....	Ar MANAGUA.....	"	Lv	9.40	.....	.....	.....
.....	.....	1.45	.....	Ar SAN JOSE.....	(CST)	Lv	8.10	↶	.....	.....
.....	2.30	.....	.....	Lv SAN JOSE.....	(CST)	Ar	.....	7.15	.....	.....
.....	5.25	.....	.....	Ar BALBOA, C. Z....	(EST)	Lv	.....	6.25	.....	.....
	pm	pm	pm				am	am		

SAN FRANCISCO, LOS ANGELES *and* EL PASO *to* MEXICO *and* CENTRAL AMERICA

TABLE 32
ALL FLIGHTS DAILY
UNLESS OTHERWISE INDICATED

			90	Read Down		Read Up	91			
		pm	pm				am	am		
.....	.....	.....	W9.50	Lv San Francisco Via {W—WAE U—UAL	.... (PST)	Ar	U2.05	.....	.....	.....
.....	.....	.....	12.05	Lv Los Angeles...	(PST)	Ar	9.38	.....	.....	.....
.....	.....	.....	♂12.37	Lv San Diego.....	"	Ar	♂11.09	.....	.....	.....
.....	.....	.....	3.31	Lv Phoenix	(MST)	Ar	8.06	.....	.....	.....
.....	.....	.....	4.28	Lv Tucson.....	"	Ar	7.08	.....	.....	.....
.....	.....	.....	6.09	Ar El Paso.....	"	Lv	★5.20	.....	.....	.....
.....	.....	.....	★6.50	Lv El Paso.....	(MST)	Ar	4.18	.....	.....	.....
.....	.....	.....	11.06	Ar Monterrey.....	(CST)	Lv	2.02	.....	.....	.....
.....	.....	.....	11★21	Lv Monterrey.....	"	Ar	1.47	.....	.....	.....
.....	.....	.....	2.15	Ar Mexico City....	(CST)	Lv	11★00	.....	.....	.....
			pm				am			

		Daily 151	Daily 101	TACA AIRWAYS			Daily 100	Daily 150		
		pm	am				pm			
.....	.....	.....	6.15	Lv MEXICO CITY.....	(CST)	Ar	3.50	.....	.....	.....
.....	.....	.....	10.30	Ar SALVADOR.....	"	Lv	11.20	.....	.....	.....
.....	.....	.....	10.45	Lv SALVADOR.....	"	Ar	11.05	.....	.....	.....
.....	.....	.....	–	Lv TEGUCIGALPA....	"	Lv	–	.....	.....	.....
.....	.....	.....	12.10	Ar MANAGUA.....	"	Lv	9.40	.....	.....	.....
.....	.....	↶	1.45	Ar SAN JOSE.....	(CST)	Lv	8.10	↶	.....	.....
.....	.....	2.30	.....	Lv SAN JOSE.....	(CST)	Ar	.....	7.15	.....	.....
.....	.....	5.25	.....	Ar BALBOA, C. Z....	(EST)	Lv	.....	6.25	.....	.....
		pm	pm				am	am		

			503 Daily	PAN AMERICAN AIRWAYS			502 Daily			
.....	.....	.....	1.20	Lv MEXICO CITY.....	(CST)	Ar	6.00	.....	.....	.....
.....	.....	.....	7.40	Ar GUATAMALA.....	"	Lv	1.45	.....	.....	.....
.....	.....	.....	8.10	Lv GUATAMALA.....	"	Ar	1.25	.....	.....	.....
.....	.....	.....	10.50	Ar MANAGUA.....	"	Lv	10.00	.....	.....	.....
.....	.....	.....	12.35	Ar SAN JOSE.....	"	Lv	8.15	.....	.....	.....
.....	.....	.....	4.25	Ar BALBOA, C. Z.....	(EST)	Lv	6.00	.....	.....	.....
		pm	pm				am	am		

AMERICAN AIRLINES
THE NATIONAL AND INTERNATIONAL ROUTE OF THE FLAGSHIPS

EXPLANATION OF REFERENCE MARKS ON PAGE 17

CANADIAN SERVICE

CHICAGO - DETROIT *and* WINDSOR *to* TORONTO, OTTAWA *and* MONTREAL

TABLE 33
ALL FLIGHTS DAILY

	128	224-99	22-97	Read Down		Read Up	129	98-219	94-227	96-25
	am	am	am				pm	pm	pm	pm
.....	11★40	9.00	★7.00	Lv Chicago. ■	(CST)	Ar	4.13	5.06	7.39	10.12
.....	2.30	12★06	9.50	Lv Detroit....	(EST)	Ar	3.13	4.06	6.39	9.12
.....	2.43	–	–	Ar Windsor... "		Lv	3.01	–	–	–
.....	.....	1.53	11.18	Ar Buffalo. ■ "		Lv	.....	2.28	★4.38	⊕7.34
.....	.....	2.35	11.48	Lv Buffalo. ■ "		Ar	.....	1.49	4.14	6.54
.....	.....	3.12	12.25	Ar Toronto. ■	(EST)	Lv	.....	1.15	3.40	6.20
	64		8	Trans-Canada Air Lines			3-63			5
.....	3.20		.....	Lv Windsor...	(EST)	Ar	1.15	.....	.....	.....
.....	5.25	↙	12.50	Lv Toronto. ■	"	Ar	10.55	.....	.....	5.15
.....	7.00	.....	2.15	Ar Ottawa....	"	Lv	9.20	.....	.....	3.40
.....	7.55	.....	3.10	Ar Montreal ■	(EST)	Lv	8.25	.....	.....	2.45
	pm	pm	pm				am	pm	pm	pm

WASHINGTON, BALTIMORE *and* PHILADELPHIA *to* MONTREAL

TABLE 36
ALL FLIGHTS DAILY

◉ 406	160	◉ 402	6	Read Down		Read Up	305	◉ 405	◉ 509	◉ 303	201
pm	pm	am	am				pm	pm	pm	pm	am
★5.25	1.16	9.25	6.44	Lv Washington...	(EST)	Ar	1.07	4.50	7.50	11.50	1.50
–	–	–	★7.15	Lv Baltimore.....	"	Ar	–	♂5.08	♂8.06	–	–
–	2.17	–	–	Lv Philadelphia. ■	"	Ar	12.03	–	–	–	–
6.35	3.01	10.35	8.30	Ar New York... ■	(EST)	Lv	11★15	3.35	6.35	10.35	12.15
				COLONIAL AIRLINES							
16	12 Ex. Sat	6	4				1 Ex. Su.	7	11 Ex. Sat	17	19
7.00	3.30	11.00	9.00	Lv New York... ■	(EST)	Ar	10.25	2.35	5.40	9.50	11.10
–	–	–	–	Lv Albany..... ■	"	Ar	9.15	–	–	8.45	–
8.55	–	–	10.55	Lv Burlington.. ■	"	Ar	8.05	12.35	–	7.35	–
9.30	5.40	1.10	11.30	Ar Montreal... ■	(EST)	Lv	7.30	12.00	3.30	7.00	9.00
pm	pm	pm	am				am	pm	pm	pm	pm

BOSTON, NEW YORK *and* BUFFALO *to* TORONTO

TABLE 34
ALL FLIGHTS DAILY

◉ 503	133	◉ 409	89	137	Read Down		Read Up	◉ 510	244	36	40	132
pm	am	am	am	am				pm	pm	pm	pm	am
1.00	10.15	9.00	★7.05	6.00	Lv Boston..... ■..	(EST)	Ar	6.05	6.56	9.15	11.54	1.45
–	–	–		★6.34	Lv Providence..... ■..	"	Ar	–	6.24	♂9.34	11.22	–
–	–	♂9.43		–	Lv Hartford..... ■..	"	Ar	♂5.41	♂6.46	–	10.46	–
2.05	11.35	10.05		7.43	Ar New York..... ■..	(EST)	Lv	★5.00	★5.20	8.00	10.00	12.30
227-295	219	83-99		21-97				98-224	80	94	118	96
2.20	12★10	11★20		9.20	Lv New York..... ■..	(EST)	Ar	3.51	5.00	7.20	9.06	10.06
–	–	1.02	9.52	–	Lv Syracuse..... ■..	"	Ar	–	3.23	★5.43	–	8.29
–	–	1.45	10.35	–	Lv Rochester..... ■..	"	Ar	–	2.42	5.02	–	7.48
4.28	2.18	2.14	11.04	11.28	Ar Buffalo..... ■..	"	Lv	2.03	2.14	4.34	⊕7.18	⊕7.20
4.48	↘	2.35	↘	11.48	Lv Buffalo..... ■..	"	Ar	1.49	↗	4.14	↗	6.54
5.25	.....	3.12	.....	12.25	Ar Toronto..... ■..	(EST)	Lv	1.15	.....	3.40	.....	6.20
pm	pm	pm	am	pm				pm	pm	pm	pm	pm

WASHINGTON *and* PITTSBURGH *to* TORONTO

TABLE 37
ALL FLIGHTS DAILY

355	301	Read Down		Read Up	304	354
am	am	Via PCA			pm	pm
11.55	7.00	Lv Washington...	(EST)	Ar	6.55	10.26
–	8.13	Lv Harrisburg....	"	Ar	–	–
1.55	–	Ar Pittsburgh.....	"	Lv	–	8.33
2.05	–	Lv Pittsburgh.....	"	Ar	–	8.23
4.00	10.45	Ar Buffalo.... ■..	(EST)	Lv	4.10	6.45
295	97	AMERICAN AIRLINES, INC.			98	94
4.48	11.48	Lv Buffalo.... ■..	(EST)	Ar	1.49	4.14
5.25	12.25	Ar Toronto... ■..	(EST)	Lv	1.15	3.40
pm	pm				pm	pm

WASHINGTON, BALTIMORE, PHILADELPHIA *and* NEWARK / NEW YORK *to* MAINE, THE MARITIMES *and* NEWFOUNDLAND

TABLE 35
ALL FLIGHTS DAILY

	◉ 406	● 510	160-◉ 336	◉ 304	166-46	Read Down		Read Up	◉ 409	231-◉ 509	◉ 407	131-201	
	pm	pm	pm	am	pm				am	pm	pm	am	
.....	★5.25	3.25	1.16	8.25	10.52	Lv Washington.....	(EST)	Ar	11.45	7.50	9.55	1.50	.....
.....	7.00	5.00	4.00	10.00	2.50	Lv New York..... ■	"	Ar	10.05	5.20	8.05	11.20	.....
.....	–	–	–	–	♂6.00	Lv Newark..... ■	"	Ar	–	–	–	–	.....
.....	–	–	–	♂7.54	–	Lv Bridgeport .... ■	"	Ar	–	–	–	–	.....
.....	♂6.51	–	–	–	–	Lv Hartford..... ■	"	Ar	–	–	♂7.53	–	.....
.....	–	–	–	–	–	Lv Sprgf'd-Westf'd ■	"	Ar	–	♂5.54	–	–	.....
.....	–	–	–	♂9.24	–	Lv Providence.... ■	"	Ar	–	–	♂7.49	–	.....
.....	8.05	6.05	5.05	11.05	4.05	Ar Boston..... ■	(EST)	Lv	9.00	4.00	7.00	10.00	.....
	20	4	16	6	2	NORTHEAST AIRLINES			21	1	5	17	
.....	9.15	7.30	6.05	11.50	7.50	Lv Boston..... ■	(EST)	Ar	8.21	3.38	6.35	9.32	.....
.....	9.58	8.13	–	–	8.33	Ar Portland..... ■	"	Lv	7.39	2.56	–	8.56	.....
.....	–	8.49	–	–	9.22	Ar Augusta..... ■	"	Lv	6.50	2.20	–	8.20	.....
.....	11.16	9.24	7.25	1.10	10.12	Ar Bangor..... ■	"	Lv	6.00	1.45	5.15	7.45	.....
.....	.....	10.55	.....	–	.....	Ar Presque Isle... ■	(EST)	Lv	♂5.30	12.15	–	.....	.....
.....	.....	.....	.....	3.50	.....	Ar Moncton..... ■	(AST)	Lv	.....	.....	4.15	.....	.....
				42		TRANS-CANADA AIR LINES					41		
.....	.....	.....	.....	12.45	.....	Lv Moncton..... ■	(AST)	Ar	.....	.....	11.20	.....	.....
.....	.....	.....	.....	2.05	.....	Ar Sydney.....	"	Lv	.....	.....	9.55	.....	.....
.....	.....	.....	.....	5.00	.....	Ar Gander.....	(NST)	Lv	.....	.....	7.50	.....	.....
.....	.....	.....	.....	6.05	.....	Ar St. John's.....	(NST)	Lv	.....	.....	6.45	.....	.....
	pm	pm	pm	am	am				am	pm	am	pm	

AKRON *and* CLEVELAND *to* TORONTO

TABLE 38
ALL FLIGHTS DAILY

	80	Read Down		Read Up	83	
	am				pm	
.....	†10.36	Lv Akron .....(EST)		Ar	5.40	.....
.....	12★35	Lv Cleveland.....	"	Ar	4.14	.....
.....	2.04	Ar Buffalo.... ■..(EST)		Lv	2.38	.....
	99				98	
.....	2.35	Lv Buffalo.... ■..(EST)		Ar	1.49	.....
.....	3.12	Ar Toronto... ■..(EST)		Lv	1.15	.....
	pm	†—Via UAL			pm	

EXPLANATION OF REFERENCE MARKS

★—Children's ground transportation fares are generally approximately one-half the published fares. Consult AA Agent for complete details.
a—$0.75 for one; two or more $0.25 each additional.
c—Approximate fare—pay meter rate.
d—$1.00 for one; two or more $0.75 each.
e—$0.62 per passenger.
f—Limousine leaves Providence Biltmore Hotel only.
g—Two or more passengers $0.50 each.
h—For two or more passengers $1.75 each.
j—$2.06 per passenger.
NC—Fare included no additional charge.
Note.—Fares for taxi service apply generally from downtown areas only. Subject to higher charge from outlying sections and for additional stops.
#—The number of minutes before plane departure when passengers should leave the downtown area in order to allow sufficient time for driving to the airport and necessary formalities before boarding plane.
♣—Passengers destined to Mexico allow 1 hour additional.

PASSENGER FARES ON PAGE 23

AMERICAN AIRLINES
THE NATIONAL AND INTERNATIONAL ROUTE OF THE FLAGSHIPS

TRANSATLANTIC SERVICE

EASTBOUND

CHICAGO, WASHINGTON, PHILADELPHIA, NEW YORK *and* BOSTON *to* LONDON, AMSTERDAM, FRANKFURT-am-MAIN, BERLIN, COPENHAGEN, OSLO *and* STOCKHOLM

TABLE 39

			10 Sun-Thu-Sat		16 Monday		24 Tuesday		14 Tuesday		20 Wednesday		22 Friday		18 Friday	
			LZT	GCT	LZT	GCT	LZT	GCT	LZT	GCT	LZT	GCT	LZT	GCT	LZT	GCT
Chicago, Ill. ■ (Municipal Airport)	(CST)	Lv	.....	.....	9.45am	1545	.....	.....	.....	.....	.....	.....	.....	.....	.....	.....
Washington, D. C. (National Airport)	(EST)	Lv	.....	.....			7.45am	1245	.....	.....	10.40am	1540	.....	.....	11.00am	1600
Philadelphia, Pa. ■ (Southwest Airport)	"	Ar	.....	.....					.....	.....			.....	.....	11.45am	1645
	"	Lv	.....	.....					.....	.....			.....	.....	12.30pm	1730
New York, N. Y. ■ (La Guardia Airport)	"	Ar	.....	.....			9.00am	1460	.....	.....	11.55am	1655	.....	.....		
	"	Lv	1.00pm	1800			10.00am	1500	12.00N	1700	1.00pm	1800	10.00am	1500		
Boston, Mass. ■ (Bedford Airport)	(EST)	Ar							1.15pm	1815						
	"	Lv							2.00pm	1900						
Shannon Airport (Ireland)	(LZT)	Ar	10.10am	0910	10.10am	0910	7.10am	0610	10.10am	0910	10.10am	0910	7.10am	0610	10.10am	0910
	"	Lv	11.10am	1010	11.10am	1010	8.10am	0710	11.10am	1010	11.10am	1010	8.10am	0710	11.10am	1010
London, England ■ (Hurn Airport)	"	Ar	12.10pm	1210	12.10pm	1210			12.10pm	1210	12.10pm	1210			12.10pm	1210
Amsterdam, Holland (Schiphol Airfield)	"	Ar	.....	.....	.....	.....	11.05am	1005	.....	.....	.....	.....	.....	.....	.....	.....
	"	Lv	.....	.....	.....	.....	11.50am	1050	.....	.....	.....	.....	.....	.....	.....	.....
Frankfurt-am-Main, Germany ■ (Rhein Main)	"	Ar	.....	.....	.....	.....	1.05pm	1205	.....	.....	.....	.....	.....	.....	.....	.....
	"	Lv	.....	.....	.....	.....	1.50pm	1250	.....	.....	.....	.....	.....	.....	.....	.....
Berlin, Germany ■ (Tempelhof Airdrome)	"	Ar	.....	.....	.....	.....	3.15pm	1415	.....	.....	.....	.....	.....	.....	.....	.....
Copenhagen, Den. ■ (Kastrup Airport)	"	Ar	.....	.....	.....	.....	.....	.....	.....	.....	.....	.....	12.25pm	1125	.....	.....
	"	Lv	.....	.....	.....	.....	.....	.....	.....	.....	.....	.....	12.55pm	1155	.....	.....
Oslo, Norway (Gardermoen Airport)	"	Ar	.....	.....	.....	.....	.....	.....	.....	.....	.....	.....	2.40pm	1340	.....	.....
	"	Lv	.....	.....	.....	.....	.....	.....	.....	.....	.....	.....	3.25pm	1425	.....	.....
Stockholm, Sweden (Bromma Airport)	(LZT)	Ar	.....	.....	.....	.....	.....	.....	.....	.....	.....	.....	4.50pm	1550	.....	.....

SAN FRANCISCO, LOS ANGELES, FT. WORTH *and* DALLAS *to* LONDON, COPENHAGEN, OSLO, STOCKHOLM

TABLE 40

103	6	◉106	Read Down		Read Up	◉103	203	7
am	am	pm				am	pm	pm
U10.00	U8.00	.....	Lv San Francisco	(PST)	Ar	T7.30	U12.05	U12.49
★12.55	★10.25	2.05	Lv Los Angeles	(PST)	Ar	12.55	9.21	10.14
1.32	♂9.14	♂1.32	Lv San Diego	(PST)	Ar	♂3.13	♂10.21	♂10.21
4.41	♂12.33	♂4.41	Lv Phoenix	(MST)	Ar	♂5.52	7.49	8.42
♂5.40	2.27	★5.40	Lv Tucson	"	Ar	11.15	♂7.32	♂8.43
★7.08	★4.20	–	Lv El Paso	(MST)	Ar	♂2.54	★5.17	★6.08
11.31	9.08	–	Lv Ft. Worth	(CST)	Ar	♂11.45	–	–
12.03	9.40	10.50	Lv Dallas	"	Ar	7.45	–	2.48
–	–	–	Lv Oklahoma City	"	Ar	–	1.34	–
–	–	–	Lv Tulsa	"	Ar	–	12.26	♂2.21
–	12.28	1.10	Lv Memphis	"	Ar	★5.10	♂10.48	11.46
★3.58	2.04	–	Lv Nashville ■	(CST)	Ar	♂8.45	8.41	10.07
8.23	★6.29	★6.10	Ar Washington	(EST)	Lv	2.10	★5.51	7.17
9.34	–	–	Ar Philadelphia ■	"	Lv	–	–	6.03
10.23	8.30	7.20	Ar New York ■	(EST)	Lv	★12.30	3.45	★5.10

18 Fri.	22 Fri.	20 Wed	10 Sun-Tue-Thu-Sat.	AMERICAN OVERSEAS AIRLINES, INC.			11 Sun-Tue-Wed Sat.	19 Mon	23 Sun.	21 Fri.
11.00	.....	10.40	.....	Lv Washington, D. C.	(EST)	Ar	.....	11.45	.....	12.05
12.30	.....	↓	.....	Lv Philadelphia, Pa. ■	"	Ar	.....	10.30	.....	↑
↓	10.00	1.00	y1.00	Lv New York, N. Y. ■	(EST)	Ar	10z00	↑	8.10	10.00
10.10	7.10	10.10	10.10	Ar Shannon Airp't, Ireland	(LZT)	Lv	9.15	9.15	7.25	9.15
12.10	↓	12.10	12.10	Ar London, England ■	"	Lv	5.15	5.15	↑	5.15
.....	12.25	.....	.....	Ar Copenhagen, Den. ■	"	Lv	.....	.....	1.45	.....
.....	2.40	.....	.....	Ar Oslo, Norway	"	Lv	.....	.....	11.30	.....
.....	4.50	.....	.....	Ar Stockholm, Sweden	(LZT)	Lv	.....	.....	9.30	.....
pm	pm	pm	pm				pm	pm	am	pm

MEXICO CITY, MONTERREY, FT. WORTH, DALLAS, WASHINGTON, PHILADELPHIA *and* NEW YORK *to* LONDON, COPENHAGEN, OSLO *and* STOCKHOLM

TABLE 41

		58-◉410	56-6	Read Down		Read Up	5-59	9-57	◉407-57	
am	am	pm	pm				am	pm	pm	am
.....	.....	4.00	2★00	Lv Mexico City	(CST)	Ar	8.58	12.22	12.22	.....
.....	.....	7★02	5★02	Lv Monterrey	"	Ar	5★49	9.13	9.13	.....
.....	.....	9.50	–	Lv San Antonio	"	Ar	–	6★44	6★44	.....
.....	.....	–	9.08	Lv Ft. Worth	"	Ar	12.45	–	–	.....
.....	.....	1★15	9.40	Lv Dallas	"	Ar	12.13	4.28	3.25	.....
.....	.....	–	12.28	Lv Memphis	"	Ar	8.45	1.25	–	.....
.....	.....	♂2.04	2.04	Lv Nashville ■	(CST)	Ar	7.06	11.45	–	.....
.....	.....	7★40	6★29	Ar Washington	(EST)	Lv	3★52	8.55	10.20	.....
.....	.....	–	–	Ar Philadelphia ■	"	Lv	2.38	♂6.03	–	.....
.....	.....	9.15	8.30	Ar New York ■	(EST)	Lv	1.45	6.25	8.40	.....

18 Fri.	22 Fri.	20 Wed	10 Sun-Tue-Thu-Sat.	AMERICAN OVERSEAS AIRLINES, INC.			11 Sun-Tue-Wed Sat.	19 Mon	23 Sun.	21 Fri.
11.00	.....	10.40	.....	Lv Washington, D. C.	(EST)	Ar	.....	11.45	.....	12.05
12.30	.....	↓	.....	Lv Philadelphia, Pa. ■	"	Ar	.....	10.30	.....	↑
↓	10.00	1.00	y1.00	Lv New York, N.Y. ■	(EST)	Ar	10z00	↑	8.10	10.00
10.10	7.10	10.10	10.10	Ar Shannon Airp't, Ireland	(LZT)	Lv	9.15	9.15	7.25	9.15
12.10	↓	12.10	12.10	Ar London, England ■	"	Lv	5.15	5.15	↑	5.15
.....	12.25	.....	.....	Ar Copenhagen, Den. ■	"	Lv	.....	.....	1.45	.....
.....	2.40	.....	.....	Ar Oslo, Norway	"	Lv	.....	.....	11.30	.....
.....	4.50	.....	.....	Ar Stockholm, Sweden	(LZT)	Lv	.....	.....	9.30	.....
pm	pm	pm	pm				pm	pm	am	pm

y—Departs New York 12.00 noon on Tuesdays only.
z—Arrives New York 10.50 a.m. on Thursdays only.
■—In Terms of Local Daylight Zone Time planes arrive and depart one hour later than times shown in schedule.

EXPLANATION OF REFERENCE MARKS ON PAGE 17

TRANSATLANTIC SERVICE

WESTBOUND

STOCKHOLM, OSLO, COPENHAGEN, AMSTERDAM, BERLIN, FRANKFURT-am-MAIN *and* LONDON *to* BOSTON, NEW YORK, PHILADELPHIA, WASHINGTON *and* CHICAGO

TABLE 39A

			23 Sunday		11 Sun-Tue-Sat		19 Monday		15 Wednesday		25 Thursday		17 Thursday		21 Friday	
			LZT	GCT	LZT	GCT	LZT	GCT	LZT	GCT	LZT	GCT	LZT	GCT	LZT	GCT
Stockholm, Sweden (Bromma Airport)	(LZT)	Lv	9.30am	0830	.....	.....	.....	.....	.....	.....	.....	.....	.....	.....	.....	.....
Oslo, Norway (Gardermoen Airport)	"	Ar	11.00am	1000	.....	.....	.....	.....	.....	.....	.....	.....	.....	.....	.....	.....
	"	Lv	11.30am	1030	.....	.....	.....	.....	.....	.....	.....	.....	.....	.....	.....	.....
Copenhagen, Den. ■ (Kastrup Airport)	"	Ar	1.15pm	1215	.....	.....	.....	.....	.....	.....	.....	.....	.....	.....	.....	.....
	"	Lv	1.45pm	1245	.....	.....	.....	.....	.....	.....	.....	.....	.....	.....	.....	.....
Berlin, Germany ■ (Tempelhof Airdrome)	"	Lv	↓	↓	.....	.....	.....	.....	.....	.....	9.30am	0830	.....	.....	.....	.....
Frankfurt-am-Main, Germany ■ (Rhein Main)	"	Ar			.....	.....	.....	.....	.....	.....	11.05am	1005	.....	.....	.....	.....
	"	Lv			.....	.....	.....	.....	.....	.....	11.50am	1050	.....	.....	.....	.....
Amsterdam, Holland (Schiphol Airfield)	"	Ar			.....	.....	.....	.....	.....	.....	1.10pm	1210	.....	.....	.....	.....
	"	Lv			.....	.....	.....	.....	.....	.....	1.55pm	1255	.....	.....	.....	.....
London, England ■ (Hurn Airport)	"	Lv	↓	↓	5.15pm	1715	5.15pm	1715	5.15pm	1715	↓	↓	5.15pm	1715	5.15pm	1715
Shannon Airport (Ireland)	(LZT)	Ar	6.25pm	1725	8.15pm	1915	8.15pm	1915	8.15pm	1915	5.15pm	1615	8.15pm	1915	8.15pm	1915
	"	Lv	7.25pm	1825	9.15pm	2015	9.15pm	2015	9.15pm	2015	6.15pm	1715	9.15pm	2015	9.15pm	2015
Boston, Mass. ■ (Bedford Airport)	(EST)	Ar	↓	↓	↓	↓			8.55am	1355	↓	↓			↓	↓
	"	Lv	↓	↓	↓	↓			9.40am	1440	↓	↓			↓	↓
New York, N. Y. ■ (La Guardia Airport)	"	Ar	8.10am	1310	10.00am	1500			10.50am	1550	7.00am	1200			10.00am	1500
	"	Lv	.....	.....	.....	.....	↓	↓	.....	.....	8.00am	1300			10.45am	1545
Philadelphia, Pa. ■ (Southwest Airport)	"	Ar	.....	.....	.....	.....	10.30am	1530	.....	.....						
	"	Lv	.....	.....	.....	.....	11.00am	1600	.....	.....	↓	↓			↓	↓
Washington, D. C. (National Airport)	(EST)	Ar	.....	.....	.....	.....	11.45am	1645	.....	.....	9.20am	1420			12.05pm	1705
Chicago, Ill. ■ (Municipal Airport)	(CST)	Ar	.....	.....	.....	.....	.....	.....	.....	.....	.....	.....	12.05pm	1805	.....	.....

CHICAGO, DETROIT, BUFFALO, ROCHESTER, SYRACUSE *to* LONDON, COPENHAGEN, OSLO *and* STOCKHOLM

TABLE 42

	114	50	Read Down		Read Up	227	121	83
	am	am				am	pm	pm
.....	12.30	.....	Lv Chicago ■	(CST)	Ar	7.39	8.51	♂2.50
.....	3.20	.....	Lv Detroit	(EST)	Ar	6.39	7.39	♂4.06
.....	5.00	6.00	Lv Buffalo ■	"	Ar	★4.28	–	2.14
.....	–	6.36	Lv Rochester ■	"	Ar	–	–	1.37
.....	–	★7.19	Lv Syracuse ■	"	Ar	–	–	12.54
.....	6.48	8.46	Ar New York ■	(EST)	Lv	2.20	★4.10	★11.20

22 Fri.	20 Wed.	10 □	AMERICAN OVERSEAS AIRLINES, INC.			11 △	21 Fri.	23 Sun.
10.00	1.00	y1.00	Lv New York, N. Y. ■	(EST)	Ar	z10.00	10.00	8.10
↓	12.10	12.10	Ar London, England ■	(LZT)	Lv	5.15	5.15	↑
12.25	.....	.....	Ar Copenhagen, Den. ■	"	Lv	.....	.....	1.45
2.40	.....	.....	Ar Oslo	"	Lv	.....	.....	11.30
4.50	.....	.....	Ar Stockholm, Sweden	(LZT)	Lv	.....	.....	9.30
pm	pm	pm				pm	pm	am

MEXICO CITY, MONTERREY, FT. WORTH, DALLAS, OKLAHOMA CITY, TULSA *and* ST. LOUIS *to* LONDON

TABLE 43

	58	Read Down		Read Up	79-59	59
	pm				am	am
.....	4.00	Lv Mexico City	(CST)	Ar	8.58	8.58
.....	★7.02	Lv Monterrey	"	Ar	★5.49	★5.49
.....	12.06	Lv Ft. Worth	"	Ar	11.45	1.59
.....	12.38	Lv Dallas	"	Ar	11.13	1.27
.....	2.01	Lv Oklahoma City	"	Ar	9.45	11.59
.....	3.00	Lv Tulsa	"	Ar	8.42	10.56
.....	5.22	Lv St. Louis ■	"	Ar	★5.24	8.18
.....	7.01	Ar Chicago ■	(CST)	Lv	3.10	★6.30

16 Monday	AMERICAN OVERSEAS AIRLINES, INC.			17 Thurs.	
9.45	Lv Chicago, Ill. ■	(CST)	Ar	12.05	.....
10.10	Ar Shannon Airport, Ireland	(LZT)	Lv	9.15	.....
11.10	Lv Shannon Airport, Ireland	"	Ar	8.15	.....
12.10	Ar London, England ■	(LZT)	Lv	5.15	.....
pm				pm	pm

Transatlantic Passenger Fares in U. S. Currency

(Children's Fares Furnished on Request)

BETWEEN / AND	AMSTERDAM, Netherlands		BERLIN, Germany		COPENHAGEN, Denmark		FRANKFURT-am MAIN, Germany		LONDON, England		OSLO, Norway		SHANNON AIRPORT, Ireland		STOCKHOLM, Sweden	
	One Way	Round Trip	One Way	Round Trip	One Way	Round Trip	One Way	Round Trip	One Way	Round Trip	One Way	Round Trip	One Way	Round Trip	One Way	Round Trip
AMSTERDAM, Netherlands													65.00	117.00		
BOSTON, Mass.	390.00	702.00	446.00	802.80	456.00	820.80	416.00	748.80	366.00	658.80	461.00	829.80	325.00	585.00	486.00	874.80
CHICAGO, Ill.	429.65	781.30	485.65	882.10	495.65	900.10	455.65	828.10	405.65	738.10	500.65	909.10	364.65	664.30	525.65	954.10
LONDON, England													42.00	75.60		
NEW YORK, N. Y.	399.00	718.20	455.00	819.00	465.00	837.00	425.00	765.00	375.00	675.00	470.00	846.00	334.00	601.20	495.00	891.00
PHILADELPHIA, Pa.	402.75	727.00	458.75	827.80	468.75	845.80	428.75	773.80	379.40	683.80	473.75	854.80	338.40	610.00	498.75	899.80
SHANNON AIRPORT, Ireland	65.00	117.00							42.00	75.60						
WASHINGTON, D. C.	408.40	738.30	464.40	839.10	474.40	857.10	434.40	785.10	385.05	695.10	479.40	866.10	344.05	621.30	504.40	911.10

PASSENGER FARES ON PAGE 23

GENERAL INFORMATION

AIR EXPRESS — All flights carry Air Express. Special door-to-door pickup and delivery afforded by Air Express Division of the Railway Express Agency, Inc., in United States and Canada. International Air Express Service is available to Mexico and points on the Transatlantic Route.

AIRFREIGHT — For information regarding rates, pickup and delivery service, inquire at any American Airlines office.

AIR MAIL — All flights carry Air Mail.

BAGGAGE — Following rules apply to all except Transatlantic route passengers:

Free Allowance within the United States and Canada, 40 pounds; to or from Mexico, 55 pounds.

Excess baggage may be accepted, space and weight permitting at the rate of ½% of the one way adult fare per pound.

PETS—(**tame animals or birds**.) will be carried as excess baggage at owner's risk and subject to tariff regulations.

Liability of Carrier limited to $100.00 unless a higher valuation is declared and an additional charge paid therefor in advance. Total valuation limited to $2500.00 on each full fare ticket.

CANCELLATION BY COMPANY — The company reserves the right to cancel bookings before passage or en route. Captain may remove passengers from plane at any point on the route for safety or other cause. In any event the passenger's sole recourse shall be recovery of that portion of the fare equal to the distance untraveled.

CANCELLATION BY PASSENGER — The purchaser may receive a refund for unused transportation providing reservation is cancelled prior to departure.

CHILDREN — One child under two years of age, not occupying a seat, will be carried free with each accompanying passenger twelve years of age or over.

EQUIPMENT — All passenger flights in the United States, Canada and Mexico are operated with Douglas DC-3 Flagships except flights specifically indicated which are operated with Douglas DC-4 Flagships.

Flights on the Transatlantic route are operated with Douglas DC-4 Flagships.

FARES — All fares are shown herein for information purposes only, and are subject to correction and change without notice. Official tariffs are on file and open for public inspection at any American Airlines office.

GROUND TRANSPORTATION — Ground transportation service is available at reasonable rates in all cities served by American Airlines. (See Page 1). Passengers using their own transportation direct to the airport are requested to report to the ticket agent at least ten minutes before plane departure time on domestic flights.

INSURANCE — Trip insurance is available at all airline offices.

MEALS — Meals are served aloft at no additional charge.

REFUNDS — In Europe requests for your refunds on tickets issued on American Airlines should be addressed to the European Traffic Manager, American Overseas Airlines, Ltd., 120 Pall Mall, London, England, S. W. 1, and in the Western Hemisphere they should be addressed to the Manager of Auditing, American Airlines, Inc. 910 South Boston Avenue, Tulsa, Oklahoma.

RESERVATIONS — American Airlines welcomes advance reservations. Reservations for unticketed passengers will be held only for a reasonable time; if a passenger fails to purchase his ticket by the "time limit" agreed upon, the reservation will be cancelled and resold.

STEWARDESSES — Stewardess service is provided on all American Airlines flights.

STOP-OVER — Stop-overs will be allowed at any regular stop, provided reservation is made accordingly.

TAXES — Any taxes imposed by Governmental authority are in addition to transportation fare, and will be collected wherever effective.

TIME TABLES — These time tables show the time at which planes may be expected to depart from and arrive at the stations shown herein, and to connect with trains or other planes, but their departure, arrival, or connection at the time stated is not guaranteed. American Airlines reserves the right to vary from the time, shown in this publication without notice to the public.

UNSCHEDULED LANDINGS — So that maximum amount of space be made available on all flights for the transportation of passengers and cargo, it will occasionally be necessary to make unscheduled landings at intermediate airports enroute for fuel.

SPECIAL INFORMATION FOR INTERNATIONAL PASSENGERS

PASSPORTS, ETC.— Passengers on international flights must possess all documents required by the laws to the countries from, into or over which they are to fly and should any required documents be missing, passage may be denied. The following documents are required by United States Citizens proceeding to country of destination without stop-over:

To Canada: Proof of United States Citizenship.
To Denmark: U. S. Passport and Danish Visa.
To Germany: U. S. Passport and Military Entry Permit.
To Ireland: U. S. Passport and Irish Visa.
To Mexico: For a pleasure trip, Proof of U. S. Citizenship and Mexican Tourist Card. For a business trip, a U. S. Passport, Mexican Visa and appropriate immigration form as prescribed by the Mexican consul.
To Netherlands: U. S. Passport and Netherlands Visa.
To Newfoundland: Proof of U. S. Citizenship if remaining in Newfoundland less than six weeks; otherwise a U. S. Passport.
To Norway: U. S. Passport and Norwegian Visa.
To Sweden: U. S. Passport and Swedish Visa.
To United Kingdom: U. S. Passport and British Visa.

Documentary requirements are subject to change without notice. The above are given for information only and American Airlines will not be responsible for any failure of passengers to comply with governmental requirements in force at the time of their passage.

BAGGAGE — For Mexico and Canada passengers refer to left hand column, this page. For **Transatlantic Route** passengers: **Free Baggage** allowance is 55 pounds. **Excess Baggage** may be accepted, space and weight permitting, at the rate of 1% of the one way adult fare, per kilo (2.21 pounds). **Liability of Carrier** is limited to $1000.00 unless a higher valuation is declared and paid for at the rate of 15 cents per $100.00 or fraction thereof. Total valuation limited to $5000.00 except on special prior arrangement.

CHECK-IN AT PORT OF EMBARKATION — Passengers must arrive sufficiently in advance of the scheduled departure of aircraft to permit checking of their baggage and the completion of governmental and other formalities. Passengers on overseas flights must arrive at airport of embarkation at least one hour before scheduled departure. Flights will not be delayed for passengers who arrive too late and the carrier shall not be liable to any such passenger except to refund a portion of the fare in accordance with tariff provisions. Passengers holding return reservations, from Mexico, whether ticketed or not, must present their international documents and tickets to American Airlines Office, Mexico City or Monterrey by 1.00 p.m. of the day before their scheduled departure or it will be assumed that they wish their return reservations to be cancelled.

CURRENCY RESTRICTIONS — Passengers to countries other than Canada or Mexico may not carry United States currency in denominations larger than $20.00 bills. Many European and Latin American countries prohibit the importation of more than $50.00 or equivalent in any currency. It is strongly recommended that all funds of international travelers be converted into Travelers checks, bank drafts, letter of credit, or other similar financial paper.

CUSTOMS DUTIES ON BAGGAGE — Baggage of international travelers will be examined by customs officers of each country on arrival. Personal articles intended for use while traveling are admitted free of duty. However, any merchandise for sale, gifts, samples or anything being carried for other persons will be subject to duty.

Residents of the United States are permitted to bring back, duty free, $100.00 in merchandise acquired outside United States, provided the traveler has been away from United States more than 48 hours (except to Mexico where no minimum is prescribed) and further provided that this free allowance is claimed not oftener than once in thirty days. This merchandise must be for the traveler's own personal use or for the personal use of immediate members of his family.

RESERVATIONS — Reservation requests must include the following information:

1. Passenger's first, middle and last name.
2. Sex.
3. Nationality.
4. Passport number (For European Passengers).
5. Purpose of trip (For Mexican Passengers).
6. International travel documents in passenger's possession.

TAXES — Mexican transportation tax, varying from $.45 to $2.25 depending on value of ticket, will be assessed at time return reservations are checked.

EXPLANATION OF REFERENCE MARKS ON PAGE 17

EXAMPLES OF PASSENGER FARES

For fares not shown call any American Airlines Office

Round-Trip Fares are Twice the One-Way Fares

ONE WAY FARES All Fares are Airport-to Airport and Subject to Government Taxes	Baltimore, Md.	Boston, Mass.	Buffalo, N. Y.	Chicago, Ill.	Cincinnati, Ohio	Cleveland, Ohio	Columbus, Ohio	Detroit, Mich.	Ft. Worth-Dallas, Tex.	Hartford, Conn.	Los Angeles, Calif.	Louisville, Ky.	Memphis, Tenn.	Nashville, Tenn.	New York-Newark	Philadelphia, Pa.	Rochester, N. Y.	St. Louis, Mo.	San Antonio, Tex.	Tucson Ariz.	Tulsa, Okla.	Washington, D. C.
Akron, O.	.....	25.40	10.35	.....	10.75	2.50	4.85	.....	52.30	21.80	99.70	14.95	31.50	22.20	18.60	.....	12.95	.....	63.60	84.00	40.35	.....
Baltimore, Md.	.....	16.55	22.00	27.25	19.10	.....	.....	.....	57.95	12.45	111.35	23.30	39.00	29.70	8.20	3.80	20.85	34.05	69.25	94.10	50.45	2.50
Boston, Mass.	16.55	.....	18.80	39.65	35.00	25.40	29.10	29.05	72.95	4.10	125.10	39.20	55.55	46.25	8.35	12.75	18.80	48.20	84.25	108.25	64.60	18.40
Bristol, Va.	18.00	34.55	.....	.....	.....	.....	.....	.....	41.80	30.45	98.15	.....	21.00	11.70	26.20	21.80	.....	.....	53.10	79.90	36.25	16.15
Buffalo, N. Y.	22.00	18.80	.....	21.70	20.05	8.85	14.15	10.25	61.60	15.20	107.15	24.25	40.80	31.50	13.80	18.20	2.60	32.80	72.90	92.85	49.20	23.85
Chicago, Ill.	27.25	39.65	21.70	.....	12.45	.....	.....	11.45	41.60	36.05	85.45	.....	.....	.....	32.85	30.30	24.30	11.70	52.90	71.20	28.10	27.25
Cincinnati, O.	19.10	35.00	20.05	12.45	.....	11.20	5.90	.....	41.55	31.40	92.25	4.20	20.75	11.45	27.30	22.90	22.65	.....	52.85	75.00	31.35	19.10
Cleveland, O.	.....	25.40	8.85	.....	11.20	.....	5.30	.....	52.75	21.80	99.70	15.40	31.95	22.65	18.60	.....	11.45	.....	64.05	84.00	40.35	.....
Columbus, O.	.....	29.10	14.15	.....	5.90	5.30	.....	.....	47.45	25.50	96.40	10.10	26.65	17.35	22.30	.....	16.75	.....	58.75	79.15	35.50	.....
Dallas-Ft. Worth, Tex.	57.95	72.95	61.60	41.60	41.55	52.75	47.45	52.75	.....	69.35	57.40	37.35	20.80	30.10	66.15	61.75	64.20	29.90	11.30	38.10	13.50	57.95
Dayton, O.	.....	32.40	17.45	.....	2.60	8.60	3.30	.....	44.15	28.80	93.10	6.80	23.35	14.05	25.60	.....	20.05	.....	55.45	75.85	32.20	19.10
Detroit, Mich.	.....	29.05	10.25	11.45	.....	.....	.....	.....	52.75	25.45	96.90	.....	.....	.....	22.55	.....	12.85	23.15	64.05	82.65	39.55	.....
El Paso, Tex.	81.75	95.90	80.50	59.40	62.65	71.65	66.80	70.85	25.75	92.30	34.50	60.00	46.55	55.85	89.10	85.55	83.10	47.70	.....	12.35	31.30	81.75
Erie, Pa.	.....	23.10	4.30	.....	15.75	4.55	9.85	.....	57.30	19.50	104.25	19.95	36.50	27.20	18.10	.....	6.90	.....	68.60	88.55	44.90	.....
Hartford, Conn.	12.45	4.10	15.20	36.05	31.40	21.80	25.50	25.45	69.35	.....	121.50	35.60	51.45	42.15	4.25	8.65	15.20	44.60	80.65	104.65	61.00	14.30
Indianapolis, Ind.	24.05	37.50	.....	7.50	4.95	.....	.....	.....	.....	33.90	.....	.....	.....	.....	30.70	27.60	.....	.....	.....	.....	.....	24.05
Knoxville, Tenn.	22.65	39.20	.....	.....	.....	.....	.....	.....	37.15	35.10	93.50	.....	16.35	7.05	30.85	26.45	.....	.....	48.45	75.25	31.60	20.80
Little Rock, Ark.	45.05	61.60	46.85	.....	26.80	38.00	32.70	.....	14.75	57.50	72.15	22.60	6.05	15.35	53.25	48.85	49.45	.....	26.05	52.85	.....	43.20
Los Angeles, Cal.	111.35	125.10	107.15	85.45	92.25	99.70	96.40	96.90	57.40	121.50	.....	89.60	78.20	86.45	118.30	115.15	109.75	77.30	.....	22.15	61.90	111.35
Louisville, Ky.	23.30	39.20	24.25	.....	4.20	15.40	10.10	.....	37.35	35.60	89.60	.....	16.55	7.25	31.50	27.10	26.85	.....	48.65	72.35	28.70	21.75
Memphis, Tenn.	39.00	55.55	40.80	.....	20.75	31.95	26.65	.....	20.80	51.45	78.20	16.55	.....	9.30	47.20	42.80	43.40	.....	32.10	58.90	.....	37.15
Nashville, Tenn.	29.70	46.25	31.50	.....	11.45	22.65	17.35	.....	30.10	42.15	86.45	7.25	9.30	.....	37.90	33.50	34.10	.....	41.40	68.20	24.55	27.85
New York-Newark	8.20	8.35	13.80	32.85	27.30	18.60	22.30	22.55	66.15	4.25	118.30	31.50	47.20	37.90	.....	4.40	12.65	41.40	77.45	101.45	57.80	10.05
Oklahoma City, Okla.	55.60	69.75	54.35	33.25	36.50	45.50	40.65	44.70	8.35	66.15	56.75	33.85	.....	29.70	62.95	59.40	56.95	21.55	19.65	38.50	5.15	55.60
Philadelphia, Pa.	3.80	12.75	18.20	30.30	22.90	.....	.....	.....	61.75	8.65	115.15	27.10	42.80	33.50	4.40	.....	17.05	37.85	73.05	97.90	54.25	5.65
Phoenix, Ariz.	97.10	110.85	92.90	71.20	78.00	85.45	82.15	82.65	43.15	107.25	17.10	75.35	63.95	73.25	104.05	100.90	95.50	63.05	.....	5.05	48.70	97.10
Providence, R. I.	14.85	2.50	18.10	38.95	33.95	24.70	28.40	28.35	72.25	2.90	124.40	38.15	53.85	44.55	6.65	11.05	18.10	47.50	83.55	107.55	63.90	16.70
Rochester, N. Y.	20.85	18.80	2.60	24.30	22.65	11.45	16.75	12.85	64.20	12.60	109.75	26.85	43.40	34.10	12.65	17.05	.....	35.85	75.50	95.45	51.80	22.70
St. Louis, Mo.	34.05	48.20	32.80	11.70	.....	.....	.....	23.15	29.90	44.60	77.30	.....	.....	.....	41.40	37.85	35.40	.....	41.20	60.05	16.40	34.05
San Diego, Cal.	111.35	125.10	107.15	85.45	92.25	99.70	96.40	96.90	57.40	121.50	5.55	89.60	78.20	86.45	118.30	115.15	109.75	77.30	.....	19.30	61.90	111.35
San Francisco, Cal.	111.35	125.10	107.15	85.45	95.70	99.70	99.00	96.90	72.55	121.50	.....	95.70	.....	95.70	118.30	115.15	109.75	80.75	.....	.....	.....	111.35
South Bend, Ind.	.....	36.20	18.45	3.45	.....	.....	.....	8.20	45.05	32.60	88.90	.....	.....	.....	29.40	.....	21.05	15.15	56.35	74.65	31.55	.....
Syracuse, N. Y.	17.55	17.70	5.90	27.60	25.95	14.75	20.05	16.15	66.15	9.30	113.05	30.15	46.70	37.40	9.35	13.75	3.30	38.70	77.45	98.75	55.10	19.40
Washington, D. C.	2.50	18.40	23.85	27.23	19.10	.....	.....	.....	57.95	14.30	111.35	21.75	37.15	27.85	10.05	5.65	22.70	34.05	69.25	94.10	50.45	.....

EXAMPLES OF INTERNATIONAL PASSENGER FARES

ONE WAY FARES All Fares are Subject to Government Taxes	Baltimore, Md.	Boston, Mass.	Buffalo, N. Y.	Chicago, Ill.	Cincinnati, Ohio	Cleveland, Ohio	Columbus, Ohio	Dallas-Ft. Worth, Tex.	Detroit, Mich.	El Paso, Tex.	Hartford, Conn.	Los Angeles, Calif.	Louisville, Ky.	Memphis, Tenn.	Nashville, Tenn.	New York-Newark	Philadelphia, Pa.	St. Louis, Mo.	San Antonio Tex.	San Diego Calif	Tulsa, Okla.	Washington, D. C.
Mexico City, Mexico	106.70	121.70	109.95	90.35	89.90	101.10	95.80	48.75	101.10	51.55	118.10	86.00	85.70	69.15	78.45	114.90	110.50	78.65	37.45	83.20	62.25	106.30
Monterrey, Mexico	83.95	98.95	87.60	67.60	67.55	78.75	73.45	26.00	78.75	28.80	95.35	63.30	63.35	46.80	56.10	92.15	87.75	55.90	14.70	60.45	39.50	83.95
Toronto, Canada	25.20	22.00	3.20	24.90	23.25	12.05	17.35	64.80	13.45	83.70	18.40	110.35	27.45	44.00	34.70	17 00	21.40	36.00	76.10	110.35	52.40	27.05

Fares are via direct route. Consult American Airlines Office for permissible indirect routing.
Consult American Airlines Agent concerning special round trip, government and children's fares for International Travel.