EFFECTIVE SEPTEMBER 29, 1957

AMERICAN AIRLINES

AMERICAN AIRLINES, Inc.
AMERICAN AIRLINES DE MEXICO, S. A.

COMPLETE SYSTEM TIMETABLE

QUICK REFERENCE INDEX ON PAGES 2 and 3



AMERICAN
announces new deluxe service
THE CAPTAIN'S FLAGSHIP
between
NEW YORK and CHICAGO

America's Leading Airline

EFFECTIVE SEPTEMBER 29, 1957

AMERICAN AIRLINES

AMERICAN AIRLINES, Inc.
AMERICAN AIRLINES DE MEXICO, S. A.

COMPLETE SYSTEM TIMETABLE

PRINTED IN U. S. A. THE CALVERT-HATCH CO., CLEVELAND 15, OHIO

Schedules shown are based on average conditions and therefore, on any individual flight, actual performance may vary from the times shown.

1957 SEPTEMBER 1957						
Sun	Mon	Tue	Wed	Thu	Fri	Sat
1	2	3	4	5	6	7
8	9	10	11	12	13	14
15	16	17	18	19	20	21
22	23	24	25	26	27	28
29	30					

1957 OCTOBER 1957						
Sun	Mon	Tue	Wed	Thu	Fri	Sat
		1	2	3	4	5
6	7	8	9	10	11	12
13	14	15	16	17	18	19
20	21	22	23	24	25	26
27	28	29	30	31		

1957 NOVEMBER 1957						
Sun	Mon	Tue	Wed	Thu	Fri	Sat
					1	2
3	4	5	6	7	8	9
10	11	12	13	14	15	16
17	18	19	20	21	22	23
24	25	26	27	28	29	30

1957 DECEMBER 1957						
Sun	Mon	Tue	Wed	Thu	Fri	Sat
1	2	3	4	5	6	7
8	9	10	11	12	13	14
15	16	17	18	19	20	21
22	23	24	25	26	27	28
29	30	31				

NOW... *the Family Half-Fare Plan is effective on* 4 DAYS A WEEK

The shaded areas on the calendar are fare-saving days under American's expanded Family Half-Fare Plan, now in effect on four days a week instead of three. From 12:01 Monday afternoon until 12:01 Thursday afternoon you can take your family with you at half the regular fare.

You buy a full-fare ticket at the regular Flagship one-way rate, and your spouse and/or all your children, from twelve through twenty-one, fly at half the Flagship one-way rate. Children under twelve travel half fare any day of the week, and a baby under two goes free when accompanied by a full fare paying passenger.

For Reservations or Information see your Travel Agent or any American Airlines office. See Page 46 for American Airlines offices in your city.

EFFECTIVE SEPTEMBER 29, 1957

AMERICAN AIRLINES

AMERICAN AIRLINES, Inc.
AMERICAN AIRLINES DE MEXICO, S. A.

COMPLETE SYSTEM TIMETABLE

QUICK REFERENCE INDEX ON PAGES 2 and 3

AMERICAN
announces new deluxe service

THE CAPTAIN'S FLAGSHIP

between

NEW YORK and CHICAGO

America's Leading Airline

NOW–

NONSTOP SERVICE

BOSTON–LOS ANGELES

ON THE DC·7 MERCURY

LUXURY LEADER IN THE WORLD OF FLIGHT

Mercury — AMERICAN AIRLINES

ALMOST AN HOUR FASTER THAN ANY OTHER AIRLINE

Here is the last word in comfort for West Coast-New England travelers! You fly nonstop in the air-conditioned luxury of American's famous Mercury — with a delicious menu and superb Mercury personal service to add to your enjoyment. And you're aboard the DC·7—America's fastest airliner. For reservations see your travel agent or call American direct.

See Pages 4 and 5, table 3, for schedules.

AMERICAN AIRLINES
America's Leading Airline

AMERICAN AIRLINES

ROUTE OF THE FLAGSHIPS

Quick Reference Index

(Figures shown refer to *TABLE NUMBERS* only)

Between ⟶ / ▼	Boston	Buffalo	Chicago	Cincinnati	Dallas	Detroit	Ft. Worth	Los Angeles	Memphis	Nashville	Newark	New York	Philadelphia	Phoenix	Rochester, N. Y.	St. Louis	San Diego	San Francisco	Tucson	Tulsa	Washington, D. C.
Akron	8,9	8,9	.....	9	9	.....	9	9	9	9	.....	.....	.....	9	8,9	8,9	9	9	9	9	.....
Albany, N. Y.	8	8	8	8,9,25	8	8	8	8	7,8	7,8	8	8	8,28	8	8	8	8	8	8	8	8,23
Atlanta	.....	.....	.....	.....	10	.....	10	10	.....	.....	.....	.....	.....	10	.....	.....	10	10	10	.....	.....
Baltimore	27A	.....	7,28	25,28	7,28	.....	7,28	7,28	7,28	7,28	28	28	28	9A,28	.....	7C,25,28	7,28	7,28	9A,28	7,28	28
Birmingham	.....	.....	.....	.....	10	.....	10	10	.....	.....	.....	.....	.....	10	.....	.....	10	10	10	.....	.....
Bisbee	7,24	7,8	7,8	9	7	7,8	7	7	7	7	7	7	7,28	7	7,8	7,8	7	7	7	7	7
Boston	.....	8	8	24,25	7A,24	8	7A,24	3	7,24	7,24	24	24	20	9A,24	8	9C	7,8,24	3	9A,24	8,24	20
Bridgeport	27	17,27	14,27	25,27	7A,27	15,27	7A,27	7,27	7,27	7,27	27	27	27,28	9A,27	19,27	8,27	7,27	7,27	9A,27	8,27	23,27
Buffalo	8	.....	18	8,9	8	18	8	8	8,9	8,9	8,17	17	17,28	8	8	8	8	8	8	8	.....
Canton	8,9	8,9	.....	9	9	.....	9	9	9	9	.....	.....	.....	9	8,9	8,9	9	9	9	9	.....
Charleston, W. Va.	24,25	.....	25	25	9,25	.....	9,25	25	9,25	9,25	25	25	25,28	9,25	.....	.....	9,25	25	9,25	9,25	25
Chicago	8	18	.....	25	12	16	12	5	.....	9,25	8,14	14	14,25,28	9A	8	7C	8	5	9A	8	25
Cincinnati	24,25	8,9	25	.....	9	.....	9	9,25	9	9	23,25	25	25,28	9	8,9	9	9	9,25	9	9	25
Cleveland	8	8	.....	.....	9	9	.....	9	9	9	.....	.....	.....	9	8	8	9	9	9	9	.....
Columbus	9,24	8,9	.....	9	9	.....	9	9	9	9	9	9	.....	9	8,9	.....	9	9	9	9	.....
Dallas	7A,24	8	12	9	.....	8	8	6	7	7	7A,8	7A	7	7	8	8	7	6	7	8	7
Dayton	9,24	8,9	.....	9	9	.....	9	9	9	9	9,25	9,25	.....	9	8,9	.....	9	9	9	9	9,25
Detroit	8	18	16	.....	8	.....	8	7B	.....	.....	8,15	15	.....	9A	8	7C	8	7B	8	8	.....
Douglas	7,24	7,8	7,8	9	7	7,8	7	7	7	7	7	7	7,28	7	7,8	7,8	7	7	7	7	7
Elkins	24,25	.....	25	25	9,25	.....	9,25	25	9,25	9,25	25	25	25,28	9,25	.....	7C,25	9,25	25	9,25	9,25	25
El Paso	7,8,24	8	8	9	7	8	7	7	7	7	7	7	7	7	8	8	8	7	8	8	7
Ft. Worth	7A,24	8	12	9	8	8	.....	6	7	7	7A,8	7A	7	7	8	8	7	6	7	8	7
Hartford	27	17,22	14,22	22,25	7A,22	15,22	7A,22	7,22	7,22	7,22	22	22	22,28	9A,22	8	8	7,22	4,22	9A,22	8,22	22
Honolulu	29	8,29	29	25,29	29	29	29	29	7,29	7,29	29	29	28,29	13,29	8,29	8,29	7,29	29	13,29	8,29	29
Houston	9,24	8,9	.....	9	.....	.....	.....	11	.....	9	9	9	.....	11	8,9	.....	11	11	11	.....	7,9
Indianapolis	24,25	.....	25	25	9,25	.....	9,25	25	.....	9,25	25	25	25,28	9A,25	.....	.....	8,25	25	9A,25	.....	25
Joplin	8	8	8	.....	8	8	8	8	.....	.....	8	8	.....	8	8	8	8	8	8	8	8,25
Knoxville	7,24	.....	.....	.....	7	.....	7	7	7	7	7	7	7,28	7	.....	.....	7	7	7	7	7
Little Rock	7,24	7,8,9	.....	7,9	7	7,8,9	7	7	7	7	7	7	7,28	7	7,8,9	.....	7	7	7	.....	7
Los Angeles	3	8	5	9,25	6	7B	6	.....	7	7	1,8	1	1,7,28	13	8	8	13	.....	13	8	2
Louisville	24,25	8,9	25	9	9	.....	9	9	9	9	25	25	25,28	9	8,9	.....	9	9,25	9	9	25
Memphis	7,24	8,9	.....	9	7	.....	7	7	.....	7	7	7	7,28	7	8,9	.....	7	7	7	.....	7
Mexico City	24,26	26	26	26	26	26	26	.....	26	26	26	26	26	.....	8,26	26	.....	.....	.....	26	26
Miami	.....	.....	.....	.....	10	.....	10	10	.....	.....	.....	.....	.....	10	.....	.....	10	10	10	8,10	.....
Midland	8,24	8	8	9	7	8	7	7	7	7	7	7	7,28	7	8	8	7	7	7	8	7
Milwaukee	8	8,18	8	8,25	8	8,16	8	8	.....	8,9,25	8,14	8,14	8,25,28	8	8	8	8	8	8	8	8,25
Monterrey	24,26	26	26	26	26	26	26	.....	26	26	26	26	26	.....	8,26	26	.....	.....	.....	26	26
Nashville	7,24	8,9	9,25	9	7	.....	7	7	7	.....	7	7	7,28	7	8,9	.....	7	7	7	7	7
Newark	24	8,17	8,14	23,25	7A,8	8,15	7A,8	1,8	7	7	.....	.....	28	9A	19	8	7	4,8	9A	8	23
New Haven	27	17,27	14,27	25,27	7A,27	15,27	7A,27	7,27	7,27	7,27	27	27	27,28	9A,27	19,27	8,27	7,27	7,27	9A,27	8,27	23,27
New Orleans	.....	.....	.....	.....	10	.....	10	10	.....	.....	.....	.....	.....	10	.....	.....	10	10	10	.....	.....
New York	24	17	14	25	7A	15	7A	1	7	7	.....	.....	28	9A	19	9C	7	4	9A	8	23
Oakland	7,8,24	8	5,8	9,25	6	7B,8	6	.....	7	7	7	7	7,28	.....	8	8	.....	7	.....	8	7
Odessa	8,24	8	8	9	7	8	7	7	7	7	7	7	7,28	7	8	8	7	7	7	8	7
Oklahoma City	8,24	8	8	9	8	8	8	.....	7	8	8	8	7,28	8	8	8	8	8	8	8	7
Parkersburg	24,25	.....	25	25	9,25	.....	9,25	25	9,25	9,25	25	25	25,28	9,25	.....	7C,25	9,25	25	9,25	9,25	25
Peoria	8	8	8	.....	8	8	8	8	.....	.....	8	8	.....	8	8	8	8	8	8	8	8,25
Philadelphia	20	17,28	14,25,28	25,28	7,28	.....	7,28	7,28	7,28	7,28	28	28	.....	7,28	19,28	.....	7,28	4,7,28	7,28	7,28	28
Phoenix	9A,24	8	9A	9	7	9A	7	13	7	7	8,9A	9A	7,28	.....	8	8	7	13	7	8	9A
Pittsburgh	9,24	.....	.....	9	9	.....	9	9	9	9	9	9	.....	9	.....	.....	9	9	9	9	.....
Providence	27	17,21	14,21	21,25	7A,21	15,21	7A,21	7,21	7,21	7,21	21	21	21,28	7,21	19,21	8,21	7,21	4,21	7,21	8,21	21
Richmond	24,28	.....	25	25	7	.....	7	25	7	7	28	28	28	7	.....	.....	7	25	7	7	28
Roanoke	24,28	.....	.....	.....	7	.....	7	7	7	7	28	28	28	7	.....	.....	7	7	7	7	28
Rochester, N. Y.	8	8	8	8,9	8	8	8	8	8,9	8,9	19	19	19,28	8	.....	8	8	8	8	8	.....
St. Louis	9C	8	7C	9	8	7C	8	8	.....	.....	8,9C	9C	7C,25,28	8	8	.....	8	8	8	8	7C,25
San Antonio	24,26	26	26	26	26	26	26	11	26	26	26	26	26	11	8,26	26	11	11	11	26	26
San Diego	7,8,24	8	8	9	7	8	7	13	7	7	7	7	7,28	13	8	8	.....	.....	13	8	7
San Francisco	3	8	5	9,25	6	7B	6	.....	7	7	4,8	4	7,28	13	8	8	.....	.....	13	8	4
Scranton	8,24	8	8	.....	8	8	8	8	.....	.....	8	8	.....	8	.....	8	8	8	8	8	.....
Springfield, Ill.	8	8	8	.....	8	8	8	8	.....	.....	8	8	.....	8	8	8	8	8	8	8	8,25
Springfield, Mass.	27	8	8	22,25	7A,22	15,22	7A,22	7,22	7,22	7,22	22	22	22,28	9A,22	8	8	7,22	4,22	9A,22	8,22	22
Springfield, Mo.	8	8	8	.....	8	8	8	8	.....	.....	8	8	.....	8	8	8	8	8	8	8	8,25

Between ⟶ / ▼	Boston	Buffalo	Chicago	Cincinnati	Dallas	Detroit	Ft. Worth	Los Angeles	Memphis	Nashville	Newark	New York	Philadelphia	Phoenix	Rochester, N. Y.	St. Louis	San Diego	San Francisco	Tucson	Tulsa	Washington, D. C.
Syracuse	8	8	8	8,9	8	8	8	8	8,9	8,9	19	19	19,28	8	8	8	8	8	8	8	.....
Tampa	.....	.....	.....	.....	10	.....	10	10	.....	.....	.....	.....	.....	10	.....	.....	10	10	10	8,10	.....
Toronto	8	9B	.....	8,9	8	.....	8	8	8,9	8,9	8,9B	9B	9B,28	8	8	8	8	8	8	8	.....
Tucson	9A,24	8	9A	9	7	9A	7	13	7	7	8,9A	9A	7,28	7	8	8	7	13	.....	8	9A
Tulsa	8,24	8	8	9	8	8	8	8	.....	9	8	8	7,28	8	8	8	8	8	8	.....	7
Washington, D. C.	20	.....	25	25	7	.....	7	2	7	7	23	23	28	9A	.....	7C,25	7	4	9A	7	.....
Wilkes-Barre	8,24	8	8	.....	8	8	8	8	.....	.....	8	8	.....	8	.....	8	8	8	8	8	.....
Wilmington, Del.	24,28	17,28	25,28	25,28	7,28	.....	7,28	7,28	7,28	7,28	28	28	28	9A,28	19,28	.....	7,28	7,28	9A,28	7,28	28

HOW TO USE THE TIMETABLE

TABLES—Four types of tables are contained in this timetable. (a) Express tables showing nonstop and minimum stop Flagship and Aircoach services, (b) Service tables which are designed to show the relationship of intermediate cities, (c) International tables showing service to points in Canada and Mexico, and (d) an Interchange table showing through service between points on American Airlines and points on Continental Air Lines, Delta Airlines and National Airlines.

CONNECTIONS—Primary connections are shown in the tables by use of an arrow at the city of connection.

EQUIPMENT—Convair Flagships are operated on all flights not otherwise designated.

MEAL SYMBOLS—On Flagship flights meal symbols indicate the type of Deluxe Complimentary meals and the point, en-route, out of which the meals are served. On Blue Ribbon DC-6 Aircoach flights meal symbols indicate stations where Flite Buffet meals may be purchased at a nominal cost for In-Flight Dining. On The Royal Coachman, Deluxe DC-7 Aircoach, meal is served aloft at a nominal charge—purchase meal ticket before departure.

TIMES—For your convenience Arrivals and Departures are shown in LOCAL TIME as observed in each city whether Daylight or Standard. Light face type (10.40) denotes AM times. Bold face type (**10.40**) denotes PM times.

INDEX—The index on the previous page is designed to assist you in locating your desired service more quickly and easily.

TABLE OF CONTENTS—The table of contents is designed to assist you in locating the various sections contained in this timetable.

HOW TO USE THE INDEX

The index consists of two parts. A **"Quick Reference Index"** and an **"Index of Cities Served."**

To use the **"Quick Reference Index,"** locate your origin and destination cities in the vertical and horizontal lists. Find the *table number* between the pair of cities to locate the desired service.

If any pair of cities do not appear in the **"Quick Reference Index,"** they may then be found in the **"Supplementary Index of Cities Served."** Common table numbers found in this listing will indicate the location of the desired service.

Should no table numbers coincide, reference to the System Map on page 47 will facilitate the location of a common junction point between the desired cities. Turn to the **"Supplementary Index of Cities Served"** and use the tables opposite your originating and terminating cities, in conjunction with the map, to determine those tables containing a common city which will provide the junction point between the tables showing your origin and destination.

Should your origin and destination cities not be found in either Index, consult American Airlines for further assistance.

Supplementary Index of Cities Served

(Figures shown refer to TABLE NUMBERS only)

	Table No.
Akron	9
Albany	8
Atlanta	10
Baltimore	7, 25, 27A, 28
Birmingham	10
Bisbee	7, 9, 9A, 13
Bridgeport	27
Canton	9
Charleston, W. Va.	25
Cleveland	8, 9, 26
Columbus	9
Dayton	9
Douglas	7, 9, 9A, 13
Elkins	25
El Paso	7, 8, 9, 10, 11
Hartford	8, 22, 27
Honolulu	29
Houston	9, 11
Indianapolis	25
Joplin	8
Knoxville	7
Little Rock	7, 26
Louisville	9, 25, 26
Marietta, O.	See Parkersburg
Mexico City	26
Miami	10
Midland	7, 8, 9
Milwaukee	8, 26
Monterrey	26
New Haven	27
New Orleans	10
Oakland	See San Francisco Quick Ref. Index
Odessa	7, 8, 9
Oklahoma City	7, 8, 9, 26
Parkersburg	25
Peoria	8
Pittsburgh	9, 26
Providence	20, 21, 27
Richmond	7, 25, 28
Roanoke	7, 28
San Antonio	11, 26
Schenectady	See Albany
Scranton	8
Springfield, Ill.	8
Springfield, Mass.	8, 22, 27
Springfield, Mo.	8
Syracuse	8, 19
Tampa	10
Toronto	8, 9B
Wilkes-Barre	8
Wilmington	7, 28
Windsor	See Detroit Quick Ref. Index

Table of Contents

	Pages
Airfreight services and sample rates	45
Airports, location of	46
Ground transportation-fares	46
Index, location	2, 3
Index, use of	3
Officers	41
Passenger fares	42-43
Passenger information	41
Reference marks, explanation of	41
Reservations-telephones	46
System map	47
Tables of services, Passenger	4-40
Ticket offices, location of	46
Timetable, use of	3

AMERICAN AIRLINES

ROUTE OF THE FLAGSHIPS

AMERICAN AIRLINES

FOR YOUR CONVENIENCE, Arrivals and Departures are shown in LOCAL TIME as observed in each city.

COAST-TO-COAST FLAGSHIP and AIRCOACH Service — WESTBOUND

From NEW YORK to LOS ANGELES

TABLE 1

		FLAGSHIP SERVICE				AIRCOACH SERVICE						
		The Mercury DC-7 1	The Mercury DC-7 5	The Mercury DC-7 9	The Mercury DC-7 3	The Royal Coachman DC-7 671	DC-6 641	DC-6 609- DC-7 689	DC-6 625	DC-6 631- DC-7 685	DC-6 655	The Royal Coachman DC-7 673
		am	Noon	pm	pm	am	am	am	am	pm	pm	am
New York (LaGuardia)	EDT Lv	.....	.....	.....	.....	.....	P9.50	P10.00	P10.50	.....	P9.25	.....
New York (Int'l. Airport)	" Lv	L10.00	L12.00	D2.20	D4.00	R9.30	–	–	–	.....	–	G1.30
New York (Newark)	EDT Lv	–	–	–	–	–	–	–	–	2.55	–	–
Los Angeles (Int'l. Airport)	PST Ar	S2.35	S4.35	8.05	S8.35	2.05	5.20	K5.35	6.10	K9.50	5.20	6.05
		pm	pm	pm	pm	pm	pm	pm	pm	pm	am	am
		Non-Stop	Non-Stop	Via Dallas	Non-Stop	Non-Stop	Two Stop	Chicago Connection	Via Ft. Worth	Chicago Connection	Two stop	Non-Stop
For more detail Refer to Table Nos. →				7			9	8	7	8	7	

From WASHINGTON to LOS ANGELES

TABLE 2

		FLAGSHIP SERVICE					AIRCOACH SERVICE			
		DC-7 61- The Mercury 47	DC-6 243- DC-7 907	The Mercury DC-7 7	The Mercury DC-7 67- 65	The Mercury DC-7 11 Ex. Sun.	The Royal Coachman DC-7 677	DC-6 637- 625	DC-6 655	
		am	am	Noon	pm	am	am	am	pm	
Washington	EDT Lv	B8.00	L9.25	L12.00	S2.15	S12.55	R10.30	P11.45	P11.10	
Los Angeles (Int'l. Airport)	PST Ar	L1.40	3.50	S4.10	DS8.55	B5.05	2.40	6.10	5.20	
		pm	pm	pm	pm	am	pm	pm	am	
		Chicago Connection	Dallas Connection	Non-Stop	Chicago Connection	Non-Stop	Non-Stop	Ft. Worth Connection	Via Dallas	
For more detail Refer to Table Nos. →		25	7		25		7	7	7	

THE ROYAL COACHMAN

THE FIRST AND THE FASTEST

NONSTOP DC-7 LUXURY AIRCOACH

WASHINGTON LOS ANGELES

From BOSTON to LOS ANGELES/SAN FRANCISCO

TABLE 3

		FLAGSHIP SERVICE							AIRCOACH SERVICE			
		705- The Mercury DC-7 1	The Mercury DC-7 73	The Mercury DC-7 49- 43	The Mercury DC-7 49	The Mercury DC-7 19	The Mercury DC-7 55	DC-6 269 The Mercury DC-7 41	705- The Royal Coachman DC-7 671	DC-6 601- DC-7 689	DC-6 655	343- The Royal Coachman DC-7 673
		am	am	am	am	Noon	pm	pm	am	pm	pm	pm
Boston	EST Lv	S7.15	S9.30	L9.40	L9.40	L12.00	L12.40	÷ 8.00	S7.15	P10.30	7.50	G÷ 9.00
Los Angeles (Int'l. Airport)	PST Ar	LS2.35	LS3.25	S3.45	–	S4.55	6.35	–	R2.05	K5.35	P5.20	6.05
San Francisco	PST Ar	.....	Disc. Aft. 10/7	.....	S4.00	.....	.....	Ex. Sa. B5.00	.....	.....	.....	.....
		pm	pm	pm	pm	pm	pm	am	pm	pm	am	am
Additional service available via connection at New York see Tables 7, 24.		New York Connection	Via Cleveland	Chicago Connection	Via Chicago	Non-Stop	Via Chicago	New York Connection	New York Connection	Chicago Connection	Four stop	New York Connection
For more detail Refer to Table Nos. →		7, 24	8	8	8		8	7, 24	7, 24	8	7	7, 24

From NEW YORK, WASHINGTON to SAN FRANCISCO

TABLE 4

		FLAGSHIP SERVICE							AIRCOACH SERVICE		
		DC-7 61- The Mercury 49	The Mercury DC-7 31- 49	DC-6 243- The Mercury DC-7 87	The Mercury DC-7 87	The Mercury DC-7 37- 67	The Mercury DC-7 67	The Mercury DC-7 41	DC-6 637	DC-6 625- 637	DC-6 631- DC-7 667
		am	am	am	am	pm	pm	pm	am	am	pm
New York (Int'l. Airport)	EDT Lv	.....	S9.00	.....	L10.15	L1.00	.....	S11.00	.....	.....	.....
New York (LaGuardia)	" Lv	.....	–	.....	–	–	.....	–	9.20	P10.50	.....
New York (Newark)	" Lv	.....	–	.....	–	–	.....	–	–	–	2.55
Washington	EDT Lv	B8.00	–	L9.25	–	–	SD2.15	Ex. Sa.	P11.45	–	–
Oakland	PST Ar	–	–	–	–	–	–	–	‡7.00	‡7.00	–
San Francisco	PST Ar	LS4.00	LS4.00	D5.00	D5.00	DS7.40	S7.40	B5.00	.....	.....	K10.10
		pm	pm	pm	pm	pm	pm	am	pm	pm	pm
		Chicago Connection	Chicago Connection	Dallas Connection	Via Dallas	Chicago Connection	Via Chicago	Via Chicago	Via Ft. Worth	Ft. Worth Connection	Chicago Connection
For more detail Refer to Table Nos. →		25	8	7	7	8	25	8	7	7	8

COAST-TO-COAST FLAGSHIP and AIRCOACH Service — EASTBOUND

From LOS ANGELES to NEW YORK

TABLE 1

		FLAGSHIP SERVICE				AIRCOACH SERVICE						
		The Mercury DC-7 2	The Mercury DC-7 10	The Mercury DC-7 4	The Mercury DC-7 14	The Royal Coachman DC-7 670	DC-6 654	DC-6 600	The Royal Coachman DC-7 672	DC-6 642	DC-7 686- DC-6 606	
		am	am	pm	pm	am	am	am	pm	pm	pm	
Los Angeles (Int'l. Airport)	PST Lv	SL9.00	L9.30	S9.00	S10.00	R8.30	P8.30	P1055	K7.30	10.05	G1100	
New York (Newark)	EDT Ar	–	–	–	–	–	–	–	–	–	P12.20	
New York (Int'l. Airport)	" Ar	8.45	D11.00	B8.45	B9.45	8.15	–	Disc. After Oct. 7	7.15	–	.....	
New York (LaGuardia)	EDT Ar	.....	.....	.....	.....	.....	11.45	12.55	.....	12.50	.....	
		pm	pm	am	am	pm	pm	am	am	pm	pm	
		Non-Stop	Via Dallas	Non-Stop	Non-Stop	Non-Stop	Two Stop	Via Chicago	Non-Stop	Two-stop	Chicago Connection	
For more detail Refer to Table Nos. →			7				7	8		9	8	

From LOS ANGELES to WASHINGTON

TABLE 2

		FLAGSHIP SERVICE				AIRCOACH SERVICE				
		The Mercury DC-7 40- 42	The Mercury DC-7 12	The Mercury DC-7 Ex. Sat. 8	The Mercury DC-7 56- 62	DC-6 654	The Royal Coachman DC-7 678	DC-6 650	DC-6 650- 638	
		am	am	pm	pm	am	pm	pm	pm	
Los Angeles (Int'l. Airport)	PST Lv	SL8.00	L9.45	S9.45	S10.15	P8.30	G8.45	P11.40	P11.40	
Washington	EDT Ar	D9.30	S9.10	B9.10	L1.10	10.05	8.10	2.50	1.30	
		pm	pm	am	pm	pm	am	pm	pm	
		Chicago Connection	Non-Stop	Non-Stop	Chicago Connection	Via Ft. Worth	Non-Stop	Three-Stop	Dallas Connection	
For more detail Refer to Table Nos. →		8, 25			8, 25	7		7	7	

FOR LUXURY FLY THE *Mercury*

From SAN FRANCISCO/LOS ANGELES to BOSTON

TABLE 3

		FLAGSHIP SERVICE				AIRCOACH SERVICE						
		The Mercury DC-7 2- 96	The Mercury DC-7 44	The Mercury DC-7 42- 44	The Mercury DC-7 20	The Royal Coachman DC-7 670- 96	The Royal Coachman DC-7 680- 608	The Royal Coachman DC-7 664- 608	The Royal Coachman DC-7 672- 358	DC-6 638- 630	The Royal Coachman DC-7 662- DC-6 602	The Royal Coachman DC-7 686- DC-6 602
		am	am	am	pm	am	am	am	pm	pm	pm	pm
San Francisco	PST Lv	.....	.....	SL9.00	.....	.....	.....	R8.30	.....	.....	G10.30	.....
Oakland	" Lv	Ex. Sa.	.....	–	.....	Ex. Sa.	.....	–	.....	‡P10.40	Eff. Oct. 7	.....
Los Angeles (Int'l. Airport)	PST Lv	S9.00	L9.30	–	DS730	R8.30	R8.50	-	K7.30	–	G11.00	
Boston	EDT Ar	L11.00	D10.30	D10.30	7.25	11.00	11.45	11.45	Ex. Sa. S9.25	5.15	P1.45	P1.45
		pm	pm	pm	am	pm	pm	pm	am	pm	pm	pm
Additional service available via connection at New York see Tables 7, 24.		New York Connection	Via Chicago	Chicago Connection	Non-Stop	New York Connection	Chicago Connection	Chicago Connection	New York Connection	New York Connection	Chicago Connection	Chicago Connection
For more detail Refer to Table Nos. →		7, 24	8	8		7, 24	8	8	7, 24	7, 24	8	8

From SAN FRANCISCO to WASHINGTON, NEW YORK

TABLE 4

		FLAGSHIP SERVICE					AIRCOACH SERVICE			
		The Mercury DC-7 38	DC-6 918- The Mercury DC-7 10	The Mercury DC-7 42	The Mercury DC-7 46- 34	The Mercury DC-7 88- DC-6 100	The Royal Coachman DC-7 664- 622	DC-7 662- DC-6 606	DC-6 638	DC-6 638- 624
		am	am	am	pm	pm	am	pm	pm	pm
San Francisco	PST Lv	SL8.00	7.50	SL9.00	S9.35	S11.20	R8.30	G10.30	.....	.....
Oakland	PST Lv	–	L8.30	–	–	–	–	Eff. Oct. 7	‡P10.40	‡P10.40
Washington	EDT Ar	–	–	D9.30	Ex. Sa.	L4.20	Eff. 10/8	P12.20	1.30	–
New York (Newark)	" Ar	–	–	–	–	.....	Arvs. 11.45	.....	–	–
New York (LaGuardia)	" Ar	–	–	v11.45	–	.....	P10.55	.....	3.40	2.35
New York (Int'l. Airport)	EDT Ar	D8.55	D11.00	.....	B10.35	.....	.....	.....	.....	.....
		pm	pm	pm	am	pm	pm	pm	pm	pm
		Via Chicago	Dallas Connection	Via Chicago	Chicago Connection	Dallas Connection	Chicago Connection	Chicago Connection	Via Dallas	Dallas Connection
For more detail Refer to Table Nos. →		8	7	25	8	7	8	8	7	7

AMERICAN HAS the fastest service BOSTON LOS ANGELES on the nonstop DC-7 Mercury

ALL FLIGHTS DAILY EXCEPT AS NOTED

FOR EXPLANATION OF REFERENCE MARKS SEE PAGE 41

AMERICAN AIRLINES

FOR YOUR CONVENIENCE, Arrivals and Departures are shown in LOCAL TIME as observed in each city.

AMERICA'S MOST FAMOUS LUXURY AIRCOACH

Nonstop service between
Chicago-Los Angeles $76 *plus tax*
Chicago-San Francisco $76 *plus tax*

Now, for the first time, Royal Coachman service between Chicago and both coast cities. You fly nonstop on the DC-7, America's fastest airliner. Reserved seats, lounge, delicious meals served aboard (when purchased with your ticket). The Royal Coachman, America's first and most famous luxury aircoach.

See Page 7, table 5, for schedules.

AMERICAN AIRLINES
America's Leading Airline

DC-7 and DC-6 FLAGSHIP SERVICE — BLUE RIBBON AIRCOACH SERVICE

Between CHICAGO and LOS ANGELES-OAKLAND/SAN FRANCISCO

AMERICAN AIRLINES

TABLE 5

			NONSTOP FLAGSHIP SERVICE								NONSTOP AIRCOACH SERVICE					
			DC-7 47	DC-7 49	DC-7 43	DC-7 55	DC-7 67	DC-7 65	DC-7 41	DC-7 59	DC-7 681	DC-7 665	DC-6 607	DC-7 689	DC-7 685	DC-7 667
			am	pm	pm	pm	pm	pm	am	am	am	am	am	pm	pm	pm
Chicago (Midway)	CDT	Lv	L 1030	L 1225	L 1235	D 325	D 405	D 545	B 125	B 200	R 11.15	R 11.30	P 1140	K 2.25	K 6.40	K 6.35
Chicago (O'Hare Field)	CDT	Lv	The Mercury	The Mercury	The Mercury	The Mercury	The Mercury	The Mercury	The Mercury	The Mercury	The Royal Coachman	The Royal Coachman	Disc. Aft. Oct. 7	The Royal Coachman	The Royal Coachman	The Royal Coachman
Los Angeles (Lockheed Air Terminal)	PST	Ar	1.40		S 3.45	6.35		S 8.55	Ex. Su.	5.10	2.25	–	3.50	5.35	9.50	–
Los Angeles (International Airport)	"	Ar								Ex. Su. & Mo.	Eff. Oct. 8	Eff. Oct. 7 –				–
Oakland	"	Ar										3.05				
San Francisco	PST	Ar		S 4.00			S 7.40		5.00							10.10
			pm	pm	pm	pm	pm	pm	am	am	pm	pm	pm	pm	pm	pm

			NONSTOP FLAGSHIP SERVICE								NONSTOP AIRCOACH SERVICE					
			DC-7 40	DC-7 38	DC-7 42	DC-7 44	DC-7 58	DC-7 48	DC-7 46	DC-7 56	DC-7 664	DC-7 680	DC-6 600	DC-7 662	DC-7 686	DC-7 688
			am	am	am	am	pm	pm	pm	pm	am	am	am	pm	pm	pm
San Francisco	PST	Lv		S 8.00	S 9.00		Ex. Mo.	Ex. Sa.	S 9.35		R 8.30			G 1030		
Oakland	"	Lv									–			Eff. Oct. 7		Eff. Oct. 8
Los Angeles (International Airport)	"	Lv	S 8.00			L 9.30	L 10.30	S 1.30	Ex. Sa.	S 10.15		R 8.50	P 1055		G 11.00	G 11.45
Los Angeles (Lockheed Air Terminal)	PST	Lv	The Mercury	The Mercury	The Mercury	The Mercury	The Mercury	The Mercury	The Mercury	The Mercury	The Royal Coachman	The Royal Coachman	Disc. After Oct. 7	The Royal Coachman	The Royal Coachman	The Royal Coachman
Chicago (Midway)	CDT	Ar	4.40	4.55	5.55	6.10	7.10	D 10.10	6.30	6.55	5.25	5.30	8.30	7.25	7.40	8.25
			pm	pm	pm	pm	pm	pm	am	am	pm	pm	pm	am	am	am

Between DALLAS/FORT WORTH and LOS ANGELES-OAKLAND/SAN FRANCISCO

			FLAGSHIP SERVICE											AIRCOACH SERVICE			
TABLE 6			DC-7 17	DC-6 111	DC-6 111-955	DC-7 907	DC-7 87	DC-6 911	DC-7 167	DC-7 15	DC-7 9	DC-7 901	DC-6 917	DC-6 903	DC-6 637	DC-6 625	DC-6 965	DC-6 655
			am	am	am	pm	pm	pm	pm	pm	pm	pm	pm	pm	pm	pm	pm	am
Dallas	CST	Lv	9.10	L 9.35	L 9.35	1.30	D 1.40	D 1.40	D 1.45	D 2.40	D 5.45			10.00				P 2.20
Ft. Worth	CST	Lv	L 9.45	2.35		3.50	The Mercury		7.00	5.00	8.05	D 6.00	D 6.10	1.45	P 3.15	P 3.15	P 3.25	5.20
Los Angeles (International Airport)	PST	Ar	12.00		El Paso Connection					Ex. Sa.		8.15			↳ 7.00	6.10	7.00	
Oakland	"	Ar	The Mercury							The Mercury	The Mercury		10.40					
San Francisco	PST	Ar			3.30		5.00	7.50					11.15					
			Noon	pm	pm	pm	pm	pm	pm	pm	pm	pm	pm	am	pm	pm	pm	am
INTERMEDIATE STOPS				THREE	THREE			THREE	THREE				ONE	ONE			ONE	
For more detail refer to Table Nos. →				7	7			7	9				7	7			7	

			FLAGSHIP SERVICE										AIRCOACH SERVICE			
			DC-6 918	DC-6 166	DC-7 10	DC-7 902	DC-7 906	DC-6 954-112	DC-7 18	DC-6 908	DC-7 88	DC-7 900	DC-6 654	DC-6 966	DC-6 638	DC-6 650
			am	am	am	am	pm	pm	pm	pm	pm	am	am	pm	pm	pm
San Francisco	PST	Lv	7.50				Ex. Sa.	L 12.35			S 11.20					
Oakland	"	Lv	L 8.30												↳ 10.40	
Los Angeles (International Airport)	"	Lv		B 8.40	L 9.30	L 9.45	L 1.00	El Paso Connection	D 4.10	11.05		12.20	P 8.30	10.35		11.40
Los Angeles (Lockheed Air Terminal)	PST	Lv			The Mercury				The Mercury		The Mercury					
Ft. Worth	CST	Ar	3.55	L 4.00	3.40	3.55	7.10	D 10.15	10.55	6.30	6.15	6.30	3.05	6.00	6.05	6.20
Dallas	CST	Ar	pm	pm	pm	pm	pm	pm	pm	am	am	am	pm	am	am	am
INTERMEDIATE STOPS				ONE				THREE		ONE				ONE		
For more detail refer to Table Nos. →				9				7		7				7		

ALL FLIGHTS DAILY EXCEPT AS NOTED

FOR EXPLANATION OF REFERENCE MARKS SEE PAGE 41

FOR YOUR CONVENIENCE, Arrivals and Departures are shown in LOCAL TIME as observed in each city.

AMERICAN AIRLINES

Service between NEW YORK, TENNESSEE, OKLAHOMA, TEXAS and CALIFORNIA

For Boston, New York, Washington, D. C. and Virginia Schedules See Tables 20, 23, 24, 28
For Express Schedules between New York/Washington, D. C. and Los Angeles/San Francisco See Tables 1-4
For Complete Service New York-Oklahoma See Table 8

FOR YOUR CONVENIENCE, Arrivals and Departures are shown in LOCAL TIME as observed in each city.

TABLE 7

			DC-7	DC-6	DC-6		DC-6				DC-6	DC-6	DC-7	DC-7 Air-coach	DC-7 Air-coach	DC-6 Air-coach	DC-7	DC-7	DC-6 Air-coach	DC-6
			17	111	955	409	243	401	703	405	115	141	31	677	671	637	87	907	663	167
			am	am	am	am	am	am	pm	am	am	am	am	am	am	am	am	pm	pm	pm
New York (LaGuardia Airport)	EDT	Lv	.....	.....	.....	.....	7.10	B7.55	.....	8.25	L8.40	9.05	.....	.....	.....	9.20	.....	.....	.....	.....
New York (International Airport)	"	Lv	.....	.....	.....	.....	–	–	.....	–	–	Via Pitts-burgh See Table 9	SL♦900	.....	R♦930	–	L♦1015	.....	.....	.....
New York (Newark)	"	Lv	For Com-plete Okla-homa Serv-ice See Table 8	.....	.....	.....	.....	.....	.....	.....	.....	.....	.....	.....	.....	.....	.....	.....	.....	.....
Philadelphia	"	Lv		.....	.....	.....	S8.15	–	.....	s8.15	–		s8.15	s8.15		10.30	.....	.....	.....	.....
Washington	EDT	Lv		.....	.....	.....	I9.25	9.30	.....	10.05	–		R♦1030			P1145	.....	.....	.....	.....
Richmond	EST	Lv		.....	.....	.....	.....	–	.....	9.57	–						.....	.....	.....	.....
Roanoke	"	Lv		.....	.....	.....	.....	–	.....	11.00	–						.....	.....	.....	.....
Knoxville	EST	Lv		.....	.....	.....	.....	10.56	.....	L1231	–						.....	.....	.....	.....
Nashville	CST	Ar		.....	.....	.....	.....	10.52	.....	12.27	–	11.05					.....	.....	.....	.....
Nashville	"	Lv		.....	.....	B7.10	.....	L1105	L1225	D1240	–	.....								
Memphis	"	Ar	.....	.....	.....	8.19	.....	12.14	1.34	1.49	10.40	.....	The Mer-cury	The Royal Coach-man	The Royal Coach-man		The Mer-cury			
Memphis	"	Lv	.....	.....	.....	8.30	.....	.....	.....	2 00	11.05	.....								
Little Rock	"	Lv	.....	.....	.....	9.30	.....	.....	.....	3.00	r11.55	.....								
Tulsa	"	Ar	.....	.....	.....	–	.....	.....	.....	–	.....	.....								
Tulsa	"	Lv	B7.00	.....	.....	–	.....	.....	.....	–	.....	.....								
Oklahoma City	"	Ar	7.40	.....	.....	–	.....	.....	.....	–	.....	.....								
Oklahoma City	"	Lv	D7.55	.....	.....	–	.....	.....	.....	–	.....	.....								
Dallas	"	Ar	8.45	↘	.....	11.03	12.05	.....	.....	4.33	.....	.....	Via Chi-cago See Table 8				1 05	↘		
Dallas	"	Lv	9.10	9.35	.....	11.15	.....	.....	.....	4.45	.....	.....					D♦140	1.30	.....	1.45
Ft. Worth	"	Ar	9.25	–	.....	11.30	.....	.....	.....	5.00	.....	.....				2 30			.....	–
Ft. Worth	"	Lv	L9.45	–	.....		.....	.....	.....		.....	.....				P3 15			.....	–
Midland/Odessa	CST	Ar	–	11.05	.....		.....	.....	.....		.....	.....							.....	–
El Paso	MST	Ar	–	11.30	↘		.....	.....	.....		.....	.....							.....	3 05
El Paso	"	Lv	The Mer-cury	L1200	L1155	.....	.....	.....	.....	.....	.....	.....							P3.25	3 35
Bisbee/Douglas	"	Ar		–	–														–	
Tucson	"	Ar	–	1.20	–								S2.30						–	D4.55
Phoenix	MST	Ar	–	–	1.30								–						–	–
San Diego	PST	Ar	–	–	–								3.30						5.05	6.05
Los Angeles (Lockheed Air Terminal)	"	Ar	–	–	–														–	–
Los Angeles (International Airport)	"	Ar	12.00	2.35	–									2.40	2.05		3.50	6.00	7.00	
Oakland	"	Ar	.....	.....	–											♦7.00				
San Francisco	PST	Ar	.....	.....	3.30												5 00			
			Noon	pm	pm	am	pm	pm	pm	pm	am	am	pm	pm	pm	pm	pm	pm	pm	pm

CONTINUED ⟶

From NEW YORK to DALLAS/FT. WORTH

TABLE 7A

			FLAGSHIP SERVICE								AIRCOACH SERVICE			
			DC-6 243	DC-7 87	DC-7 9	DC-6 173	DC-7 23	DC-6 DC-7 193-71	DC-6 119	DC-6 211	DC-6 637	DC-6 625	DC-6 657	DC-6 655
			am	am	pm	pm	pm	pm	pm	pm	am	am	pm	pm
New York (LaGuardia Airport)	EDT	Lv	S7.10	.....	.....	D3.40	.....	D5.00	–	10.20	P9.20	10.50	7.25	9.25
New York (International Airport)	"	Lv		L♦10.15	D♦2.20		D5.00		Ex. Sa.					
New York (Newark Airport)	EDT	Lv		The Mercury	The Mercury			–						
Dallas	CST	Ar	L12.05	1.05	5.10	8.55	9.15	10.05	10.25				1.20	1.50
Ft. Worth	CST	Ar	.....	.....	.....	9 25	9.45	.....	.....	4.10	2.30	2.20	1.55	.....
			pm	pm	pm	pm	pm	pm	pm	am	pm	pm	am	am
NONSTOP EXCEPT AS SHOWN			TWO-STOP	NON-STOP	NON-STOP	TWO-STOP	Via Chicago	Chicago Connection	TWO-STOP	THREE-STOP	TWO-STOP	NON-STOP	THREE-STOP	ONE-STOP
For more detail refer to Table Nos. ⟶			7			9	8	8	7	7	7		7	7

NOW AMERICAN FLIES
THE FAMOUS ROYAL COACHMAN — NONSTOP DC-7 LUXURY AIRCOACH —
LOS ANGELES-CHICAGO and SAN FRANCISCO-CHICAGO

AMERICAN AIRLINES
Service between NEW YORK, TENNESSEE, OKLAHOMA, TEXAS and CALIFORNIA
For Boston, New York, Washington, D. C. and Virginia Schedules See Tables 20, 23, 24, 28
For Express Schedules between New York/Washington, D. C. and Los Angeles/San Francisco See Tables 1-4
For Complete Service New York-Oklahoma See Table 8
FOR YOUR CONVENIENCE, Arrivals and Departures are shown in LOCAL TIME as observed in each city.

TABLE 7

			DC-6	DC-6 Air-coach	DC-7	DC-7	DC-7		DC-6 Air-coach	DC-6 Air-coach	DC-7	DC-6	DC-6	DC-6	DC-7	DC-6	DC-6		DC-7	DC-7	
			911	609	1	85	15	715	965	625	7	201	953	207	901	917	727	5	37	419
			pm	am	am	am	pm	pm	pm	am	am	am	pm	am	pm	pm	pm	Noon	pm	pm
New York (LaGuardia Airport)	EDT	Lv	.....	P1000	.....	.....	.....	.....	.....	10.50	.....	11.25	.....	.....	.....	.....	.....	.....	.....	1.30
New York (International Airport)	"	Lv	.....	.....	L♦1000	L1030	.....	.....	.....	.....	.....	–	.....	11.30	.....	.....	.....	L♦1200	LD♦100	–
New York (Newark)	"	Lv	.....	.....	.....	–	.....	.....	.....	.....	.....	–	.....	–	.....	.....	.....	.....	.....	–
Philadelphia	"	Lv	.....	.....	.....	–	.....	.....	.....	.....	s10.31	s10.31	.....	12.30	.....	.....	.....	.....	.....	s1.33
Washington	EDT	Lv	.....	.....	.....	–	.....	.....	.....	.....	L♦1200	L1.05	.....	L1.40	.....	.....	.....	.....	.....	3.02
Richmond	EST	Lv	.....	.....	.....	–	.....	.....	.....	.....		–	.....	–	.....	.....	.....			–
Roanoke	"	Lv	.....	.....	.....	–	.....	.....	.....	.....		–	.....	–	.....	.....	.....			–
Knoxville	EST	Lv	.....	.....	The Mer-cury	–	.....	.....	.....	.....	The Mer-cury	–	.....	–	.....	.....	.....	The Mer-cury	The Mer-cury	4.28
Nashville	CST	Ar	.....	.....		–	.....	.....	.....	.....		1.30	.....	–	.....	.....	.....			4.24
Nashville	"	Lv	.....	.....		–	.....	.....	.....	.....		1.55	.....	–	.....	.....	.....			.....
Memphis	"	Ar	.....	.....		–	.....	.....	.....	.....		–	.....	2.45	.....	.....	.....			.....
Memphis	"	Lv	.....	Via Chi-cago See Table 8		–	.....	Origi-nates Detroit See Table 8	.....	.....		–	.....	3.15	.....	.....	Origi-nates Chi-cago See Table 8		Via Chi-cago See Table 8	.....
Little Rock	"	Lv	.....			–	.....		.....	.....		.....	.....	–	.....	.....				.....
Tulsa	"	Ar	.....			12.55	.....		.....	.....		4.05	.....	–	.....	.....				.....
Tulsa	"	Lv	.....			1.20	.....		.....	.....		4.30	.....	–	.....	.....				.....
Oklahoma City	"	Ar	.....			2.00	.....		.....	.....		5.10	.....	–	.....	.....				.....
Oklahoma City	"	Lv	.....			.....	.....		.....	.....		D5.35	.....	–	.....	.....	.....			.....
Dallas	"	Ar	.....			.....	.....		.....	.....		For Com-plete Okla-homa Serv-ice See Table 8	.....	–	.....	.....	6.50			.....
Dallas	"	Lv	1.40			.....	D♦240	2.15	↘				.....	5.10	↘	↘	7.05			.....
Ft. Worth	"	Ar	–			.....		2.30	3.25	2.20			.....	D6.05	D6.00	D6.10	h7.25			.....
Ft. Worth	"	Lv	–			.....		2.45	➔	P315				–			9.03			.....
Midland/Odessa	CST	Ar	–			.....		4.23	–											.....
El Paso	MST	Ar	3.00			.....		.....	4 40				↘	7.20		7.25				.....
El Paso	"	Lv	3 30			.....	The Mer-cury	.....	P5.10				7.45	7.40		7.50				.....
Bisbee/Douglas	"	Ar	–			.....			–				–							.....
Tucson	"	Ar	4.50			.....			–				7.50	–	9.00					.....
Phoenix	MST	Ar	D5.50	4.40		.....	Ex. Sa.		–				8.45	–	10.00				6.40	.....
San Diego	PST	Ar	–	5.35		.....			–				–	–	10.50				–	.....
Los Angeles (Lockheed Air Terminal)	"	Ar	–	–		.....			–				–	–					–	.....
Los Angeles (International Airport)	"	Ar	–	6.35	S2.35	.....	5.00	.....	7.00	6.10	S4.10	9.45	9.35	.....	8.15	.....	.....	S4.35	7.35	.....
Oakland	"	Ar	–													10.40	.....			.....
San Francisco	PST	Ar	7.50													11.15	.....			.....
			pm	pm	pm	pm	pm	pm	pm	pm	pm	pm	pm	pm	pm	pm	pm	pm	pm	pm

CONTINUED ⟶

From FT. WORTH/DALLAS to NEW YORK

TABLE 7A

			FLAGSHIP SERVICE									AIRCOACH SERVICE		
			DC-6 216	DC-7 84	DC-7 DC-6 26-216	DC-6 100	DC-7 22	DC-6 174	DC-6 154	DC-7 10	DC-6 112	DC-6 638	DC-6 624	DC-6 654
			am	am	am	am	am	pm	pm	pm	pm	am	am	pm
Fort Worth	CST	Lv	B7.00	♦7.35	.....	9.20	11.35	.....	D2.00	.....	B10.50	.....	P6.45	P3.35
Dallas	CST	Lv		S♦8.15	L8.30	L9.55	L12.15	D1.20		D♦4.30		P7.05	7.25	
New York (Newark Airport)	EDT	Ar	Via Chicago	The Mercury			Ex. Sa.	Ex. Sa.		The Mercury				
New York (International Airport)	"	Ar		L2.45			8.00			11.00				
New York (LaGuardia Airport)	EDT	Ar	L4.55	.....	4.55	5.50	.....	9.10	11.15	.....	7.35	3.40	2.35	11.45
			pm	pm	pm	pm	pm	pm	pm	pm	am	pm	pm	pm
NONSTOP EXCEPT AS SHOWN			THREE-STOP	NON-STOP	Chicago Connection	ONE-STOP	Via Chicago	ONE-STOP	THREE-STOP	NON-STOP	TWO-STOP	TWO-STOP	NON-STOP	ONE-STOP
For more detail refer to Table Nos. ⟶			8		8	7	7	9	8		7	7		7

FLY THE *Mercury* ST. LOUIS—NEW YORK 2 Nonstops daily on the DC-7... America's fastest airliner

ALL FLIGHTS DAILY EXCEPT AS NOTED

FOR EXPLANATION OF REFERENCE MARKS SEE PAGE 41

AMERICAN AIRLINES

Service between NEW YORK, TENNESSEE, OKLAHOMA, TEXAS and CALIFORNIA

For Boston, New York, Washington, D. C. and Virginia Schedules See Tables 20, 23, 24, 28
For Express Schedules between New York/Washington, D. C. and Los Angeles/San Francisco See Tables 1-4
For Complete Service New York-Oklahoma See Table 8

TABLE 7

			DC-7 67	DC-7 9	DC-6 117	DC-6 173	DC-6 903	DC-7 71	DC-7 3	DC-7 23	DC-6 119	DC-6 177	407	DC-6 295	DC-6 149	DC-6 Air-coach 657	DC-6 Air-coach 655	DC-6 211	DC-6 Air-coach 621	DC-7 41	DC-7 11	DC-7 Air-coach 673
			pm	pm	pm	pm	pm	pm	pm	pm	pm	pm	pm	pm	pm	pm	pm	pm	pm	pm	pm	am
New York (LaGuardia Airport)	EDT	Lv	.....	.....	2.35	D3.40	.....	.....	.....	.....	5.20	D5.40	D555	D6.00	D6.50	7.25	9.25	10.20	P1030	.....	.....	.....
New York (International Airport)	"	Lv	.....	D▲220	–	–	.....	.....	D▲400	D5.00	–	–	–	–	–	–	–	–	–	S▲1100	.....	G▲1.30
New York (Newark)	"	Lv	.....	.....	–	–	.....	.....	.....	.....	Ex. Sa.	.....	–	–	–	–	–	–	–	.....	.....	.....
Philadelphia	"	Lv	*s12.30*	.....	*s1.33*	.....	.....	.....	.....	.....	*s3.51*	.....	*s6.15*	–	–	*s6.15*	–	11.30	.....	.....	*s11.30*	.....
Washington	EDT	Lv	S▲215	.....	D4.15	Via Columbus and Louisville See Table 9	.....	.....	.....	Via Chicago See Table 8	D7.00	Via Louisville See Table 9	7.28	Via Chicago and St. Louis See Table 8	–	9.10	11.10	12.40	Via Detroit and Chicago See Table 8	Via Chicago See Table 8	S▲1255	.....
Richmond	EST	Lv	The Mercury		–		.....	.....			–		7.20		–	–		–				
Roanoke	"	Lv			–		.....	.....			–		–		–	–		–				
Knoxville	EST	Lv			–		.....	.....			–		9.30		–	–		–				
Nashville	CST	Ar			4.40		.....	.....			7.25		9.26		8.00	9.35		–				
Nashville	"	Lv			5.05		.....	.....			7.50		.....		8.20	10.05		–				
Memphis	"	Ar			6.05		.....	.....			–	8.40	.....	8	–	11.05		1.45				
Memphis	"	Lv			n6.25		.....	.....			–		.....	–	–	11.30		2.15				
Little Rock	"	Lv	Via Chicago See Table 8	The Mercury	7.30		.....	.....	The Mercury		–		.....	–	–	–		–		The Mercury	The Mercury	The Royal Coachman
Tulsa	"	Ar			–		.....	.....			–		.....	11.05	10.30	–		–				
Tulsa	"	Lv			–		.....	.....			–		.....	11.30		–		–				
Oklahoma City	"	Ar			–		.....	.....			–		.....	12.10	.....	–		–				
Oklahoma City	"	Lv			–		.....	.....			–		.....	12.30	.....	–		–				
Dallas	"	Ar		5.10	8.55	8.55	10.00	10.30		9.15	10.25	.....	.....	1.25	.....	1.20	*1.50	–				
Dallas	"	Lv		Ⓑ▲545	9.10	9.10				9.30	.....	.....	.....	.....	.....	1.40	P2.20	–				
Ft. Worth	"	Ar			9.25	9.25	–	–		9.45	.....	.....	.....	.....	.....	1.55		4.10				
Ft. Worth	"	Lv			.....	.....	–	–		.....	.....	.....	.....	.....	.....	.....		B4.50				
Midland/Odessa	CST	Ar			.....	.....	–	–		.....	.....	.....	.....	.....	.....	.....		–				
El Paso	MST	Ar			.....	.....	–	11.40		.....	.....	.....	.....	.....	.....	.....		6.05				
El Paso	"	Lv			.....	.....	–	.....		.....	.....	.....	.....	.....	.....	.....		Ⓑ6.25				
Bisbee/Douglas	"	Ar			.....	.....	–	.....		.....	.....	.....	.....	For Complete Oklahoma Service See Table 8	.....	.....		7.25				
Tucson	"	Ar			.....	.....	–	.....		.....	.....	.....	.....	.....	.....	.....		8.10	5.35			
Phoenix	MST	Ar			.....	.....	–	.....		.....	.....	.....	.....	.....	.....	.....		9.10	6.35			
San Diego	PST	Ar			.....	.....	12.45	.....		.....	.....	.....	.....	.....	.....	.....		10.00	7.25			
Los Angeles (Lockheed Air Terminal)	"	Ar			–		.....	.....			–		.....		.....	–		–				
Los Angeles (International Airport)	"	Ar		8.05	.....	.....	1.45	.....		S8.35	.....	.....	.....		.....	5.20	10.55	8.20		B5.05	6.05	
Oakland	"	Ar			.....	.....	.....	.....		.....	.....	.....	.....		.....	.....		.....				
San Francisco	PST	Ar	DS740		.....	.....	.....	.....		.....	.....	.....	.....		.....	.....		.....	B5.00	.....	.....	
			pm		am	am	am	am		am	am	am	am	am	am	am	am	am	am	am	am	am

← CONTINUED FROM PRECEDING PAGES

From DETROIT to LOS ANGELES/SAN FRANCISCO

TABLE 7B

			FLAGSHIP SERVICE							AIRCOACH SERVICE						
			The Mercury DC-7 47	⊗ 759- The Mercury DC-7 43	⊗ 759- The Mercury DC-7 49	727- The Mercury DC-7 55	DC-7 689- The Mercury DC-7 55	Ⓨ 729- The Mercury DC-7 67	753- The Mercury DC-7 41	DC-6 621- The Mercury DC-7 59	DC-7 47- DC-7 Air-coach 681	⊗ DC-6 297- DC-7 Air-coach 665	DC-6 Air-coach 607	DC-7 Air-coach 689	327- DC-7 Air-coach 685	327- DC-7 Air-coach 667	DC-6 Air-coach 621
			am	am	am	Noon	pm	pm	pm	am	am	am	am	pm	pm	pm	am
Detroit	EST	Lv	SL▲855	L▲1030	L▲1030	L▲1200	L▲1250	D1.50	B▲1053	B▲1215	S8.55	R9.40	P10.00	K▲1250	K4.30	K4.30	P12.15
Los Angeles (Lockheed Air Term.)	PST	Ar		–	–	–	–	–	– Ex. Sa.		–	–	3.50	5.35	9.50	–	8.20
Los Angeles (Int'l. Airport)	"	Ar	1.40	S3.45	–	D6.35	D6.35	–	–	5.10	R2.25	–					
Oakland	"	Ar	.....	.....	–	.....	*Eff. Oct. 8*	–	– Ex. Su. Mo.		*Eff. Oct. 8*	*Eff. Oct. 7*	*Disc. After Oct. 7*	*Eff. Oct. 8*	.....	–	
San Francisco	PST	Ar	.....	.....	S4.00	.....	.....	S7.40	5.00		.....	3.05			10.10		
			pm		pm	pm	pm	pm	pm	am	pm	pm	pm	pm	pm	pm	am
			Via Chicago	C	C	C	C	C	C	C	C	C	Via Chicago	Via Chicago	C	C	Four-Stop

Looking for a flight? There's a handy

QUICK REFERENCE INDEX *on pages 2 and 3*

FOR YOUR CONVENIENCE, Arrivals and Departures are shown in LOCAL TIME as observed in each city.

AMERICAN AIRLINES

Service between CALIFORNIA, TEXAS, OKLAHOMA, TENNESSEE and NEW YORK

For Virginia, Washington, D. C., New York and Boston Schedules See Tables 20, 23, 24, 28
For Express Schedules between San Francisco/Los Angeles and Washington, D. C./New York See Tables 1-4
For Complete Service Oklahoma-New York See Table 8

TABLE 7

			484	DC-6 100	402	572-406	420	DC-7 22	426	DC-6 174	DC-7 36	DC-6 950	DC-6 176	DC-6 154	590-DC-6 142	DC-7 86	DC-6 202	DC-7 38	DC-7 Air-coach 670	DC-6 Air-coach 654	DC-7 2	DC-7 12
			am	am	am	pm	pm	am	pm	pm	am	pm	pm	pm	pm	pm	am	am	am	am	am	am
San Francisco	PST	Lv	.....	.....	.....	.....	.....	.....	.....	.....	.....	.....	.....	.....	.....	.....	.....	SL▲800	.....	.....	.....	.....
Oakland	"	Lv	.....	.....	.....	.....	.....	.....	.....	.....	.....	.....	.....	.....	.....	.....	.....	.....	.....	.....	.....	.....
San Diego	"	Lv	.....	.....	.....	.....	.....	.....	.....	.....	.....	.....	.....	.....	.....	.....	.....	.....	.....	.....	.....	.....
Los Angeles (International Airport)	"	Lv	.....	.....	.....	.....	.....	.....	.....	.....	B▲640	B7.15	.....	.....	.....	.....	B7.20	.....	R▲830	P8.30	S▲900	L▲945
Los Angeles (Lockheed Air Terminal)	"	Lv	.....	.....	.....	.....	.....	.....	.....	.....	–	–	.....	.....	.....	.....	–	.....	.....	.....	.....	.....
San Diego	PST	Lv	.....	.....	.....	.....	.....	.....	.....	.....	–	–	.....	.....	.....	.....	–	.....	.....	.....	.....	.....
Phoenix	MST	Lv	.....	.....	.....	.....	.....	.....	.....	.....	L▲935	–	.....	.....	.....	.....	10.10	.....	.....	.....	.....	.....
Tucson	"	Lv	.....	.....	.....	.....	.....	.....	.....	.....	–	–	.....	.....	.....	.....	L1115	.....	.....	.....	.....	.....
Bisbee/Douglas	"	Lv	.....	.....	.....	.....	.....	.....	.....	.....	–	–	.....	.....	.....	.....	–	.....	.....	.....	.....	.....
El Paso	"	Ar	.....	.....	.....	.....	.....	.....	.....	.....	The Mercury	11.00	.....	.....	.....	.....	–	The Mercury	The Royal Coachman		The Mercury	The Mercury
El Paso	MST	Lv	.....	.....	.....	.....	.....	B8.20	.....	.....	.....	.....	.....	.....	.....	.....	–	.....	.....	3.05	.....	.....
Midland/Odessa	CST	Lv	B7.10	.....	.....	.....	.....	–	.....	.....	.....	.....	.....	.....	.....	.....	–	.....	.....	P3.35	.....	.....
Ft. Worth	"	Ar	8.38	.....	.....	.....	.....	11.15	↘	.....	.....	.....	.....	.....	.....	.....	–	.....	.....	.....	.....	.....
Ft. Worth	"	Lv	8.50	9.20	9.35	.....	.....	11.35	12.25	.....	.....	.....	.....	2.00	.....	.....	–	.....	.....	.....	.....	.....
Dallas	"	Ar	9.05	9.35	9.50	.....	.....	11.50	12.40	.....	.....	.....	.....	–	.....	.....	–	.....	.....	.....	.....	.....
Dallas	"	Lv	.....	L9.55	10.05	.....	.....	L1215	L1252	1.20	.....	.....	.....	–	.....	.....	–	.....	.....	.....	.....	.....
Ft. Worth	"	Ar	.....	–	–	.....	.....	.....	–		.....	.....	.....	–	.....	.....	–	.....	.....	.....	.....	.....
Oklahoma City	"	Ar	.....	–	–	.....	.....	.....	1.54		.....	.....	.....	–	.....	.....	3.25	.....	.....	.....	.....	.....
Oklahoma City	"	Lv	.....	–	–	.....	.....	.....	2.04		.....	.....	.....	–	.....	3.30	3.45	.....	.....	.....	.....	.....
Tulsa	"	Ar	.....	–	–	.....	.....	.....	2.47		.....	.....	.....	–	.....	4.05	4.25	.....	.....	.....	.....	.....
Tulsa	"	Lv	.....	–	–	.....	.....	.....	.....		.....	.....	.....	–	.....	D4.30	D4.50	.....	.....	.....	.....	.....
Little Rock	"	Lv	Terminates Boston See Table 8	–	11.47	.....	.....	Via Chicago See Table 8	Terminates Syracuse See Table 8	Via Louisville See Table 9	Via Chicago See Table 8	.....	1.30	3.40	↘	.....	–	Via Chicago See Table 8	.....	.....	.....	.....
Memphis	"	Ar		–	12.34	.....	.....					.....	2.10	4.20	5.00	.....	–		.....	.....	.....	.....
Memphis	"	Lv		–	L1244	1.50	.....					.....	D2.35	D4.45	6.04	.....	6.55		.....	.....	.....	.....
Nashville	"	Ar		–	1.48	2.54	.....					.....	.....	–	D6.25	.....	7.15		.....	.....	.....	.....
Nashville	CST	Lv		–	2.00	3.35	D530					.....	Via Louisville and Columbus See Table 9	–	Via Pittsburgh See Table 9	.....	–		.....	.....	.....	.....
Knoxville	EST	Lv	.....	–	4.05	D5.40	7.35					.....		–		.....	–		.....	.....	.....	.....
Roanoke	"	Ar	.....	–	5.20	–	–					.....		–		.....	–		.....	.....	.....	.....
Richmond	EST	Ar	.....	–	6.20	–	–					.....		–		.....	–		.....	.....	.....	.....
Washington	EDT	Ar	4.20	D8.09	8.50	10.45		Ex. Sa. Chicago-New York						9.40			11.30			10.05		S9.10
Baltimore	"	Ar	–	–	*11.22*	11.22			For Complete Oklahoma Service See Table 8	Ex. Sa.				*s11.22*			–			–		*s11.22*
Wilmington	"	Ar	–	–	*12.04*	12.04								*s12.04*			–			–		*s12.04*
Philadelphia	"	Ar	Ⓨ*s704*	9.14	*s12.50*	*s1250*								*s12.50*			*s12.50*			*s12.50*		*s12.50*
New York (Newark)	"	Ar	–	–	–	–								–			–			–		.....
New York (International Airport)	"	Ar	–	–	–	–	D8.00					D8.35	.....	–		10.30	–	D8.55	8.15	–	L8.45	.....
New York (LaGuardia Airport)	EDT	Ar	5.50	10.10	10.20	1.00					9.10			10.00	11.15		1.00			11.45		
			am	pm	pm	pm	am							pm	pm		am			pm		

CONTINUED →

From SAN FRANCISCO/LOS ANGELES to DETROIT

TABLE 7B

			FLAGSHIP SERVICE								AIRCOACH SERVICE								
			The Mercury DC-7 40-484	The Mercury DC-7 38-DC-6 622	The Mercury DC-7 42-426	The Mercury DC-7 44-DC-6 622	The Mercury DC-7 58-426	The Mercury DC-7 48	The Mercury DC-7 46-DC-6 612	The Mercury DC-7 56-DC-6 612	DC-6 Air-coach 622-628	DC-6 Air-coach 622	The Royal Coachman DC-7 664-628	The Royal Coachman DC-7 680-628	DC-6 Air-coach 600-158 Ⓨ	The Royal Coachman DC-7 778	The Royal Coachman DC-7 686	The Royal Coachman DC-7 662-686	The Royal Coachman DC-7 688-778
			am	am	am	am	am	pm	pm	pm	am	am	am	am	am	pm	pm	pm	pm
San Francisco	PST	Lv	.....	SL▲800	L9.00	.....	.....	.....	S9.35	.....	.....	.....	R▲8.30	.....	.....	.....	.....	G▲1030	.....
Oakland	"	Lv	.....	–	–	.....	Ex. Mo.	Ex. Sa.	Ex. Sa.	.....	.....	.....	.....	.....	.....	.....	.....	*Eff.*	.....
Los Angeles (Int'l. Airport)	"	Lv	SL▲800	–	–	L▲930	L▲1030	S▲1.30	–	S▲10.15	P6.10	P6.10	Eff. Oct. 8 Arvs. 8.10	R▲8.50 Eff. Oct. 8 Arvs. 8.10	P10.55	G▲1100	G▲1100	–	G▲1145
Los Angeles (Lockheed Air Term.)	PST	Lv	–	*Eff. Oct. 8*	–	*Eff. Oct. 8*	–	↓	–	–	*Disc. After Oct. 7*	*Eff. Oct. 8*			*Disc. After Oct. 7*	*Disc. Aft. Oct. 7*	*Eff. Oct. 8*	*Eff. Oct. 8*	*Eff. Oct. 8*
Detroit	EST	Ar	6.25	P8.10	9.00	P8.10	9.00	D11.35	P8.35	P8.35	9.10	8.10	9.10	9.10	10.20	10.15	9.10	9.10	10.15
			pm	pm	pm	pm	pm	pm	am	am	pm	pm	pm	pm	pm	am	am	am	am
			C	C	C	C	C	Via Chicago	C	C	C	Via Chicago	C	C	C	C	Via Chicago	C	C

ALL FLIGHTS DAILY EXCEPT AS NOTED

FOR EXPLANATION OF REFERENCE MARKS SEE PAGE 41

FOR YOUR CONVENIENCE, Arrivals and Departures are shown in LOCAL TIME as observed in each city.

AMERICAN AIRLINES

Service between CALIFORNIA, TEXAS, OKLAHOMA, TENNESSEE and NEW YORK

For Virginia, Washington, D. C., New York and Boston Schedules See Tables 20, 23, 24, 28
For Express Schedules between San Francisco/Los Angeles and Washington, D. C./New York See Tables 1-4
For Complete Service Oklahoma-New York See Table 8

AMERICAN AIRLINES

FOR YOUR CONVENIENCE, Arrivals and Departures are shown in LOCAL TIME as observed in each city.

TABLE 7

			DC-6	DC-7	DC-7	DC-6	DC-6	DC-7	DC-6 Air-coach		DC-7	DC-7	DC-6	DC-6	DC-7	DC-6	DC-7 Air-coach	DC-7 Air-coach	DC-6 Air-coach	DC-7	DC-7	DC-7	DC-7
			918	902	10	114	166	42	600	400	906	954	112	18	212	672	678	606	4	34	8	14
			am	am	am	am	am	am	am	pm	pm	pm	pm	pm	pm	pm	pm	pm	pm	pm	pm	pm
San Francisco	PST	Lv	7.50	.....	.....	.....	.....	L4900	.....	.....	.....	L1235	.....	.....	.....	.....	.....	.....	.....	.....	.....	.....
Oakland	"	Lv	L8.30	.....	.....	.....	.....	.....	.....	.....	.....	–	.....	.....	.....	.....	.....	.....	.....	.....	.....	.....
San Diego	"	Lv					7.30					–										
Los Angeles (International Airport)	"	Lv		L9.45	L4930	7.15	B8.40		P1055	.....	L4100	–	1.40	D4410	4.25	K4730	G4845	8.35	S4 9.00	.....	S4 9.45	S4 1000
Los Angeles (Lockheed Air Terminal)	"	Lv				–	–			.....		–	–		–			–				
San Diego	PST	Lv				B8.15	–	The Mer-cury		.....		–	–	The Mer-cury	D5 25	The Royal Coach-man	The Royal Coach-man	9.35	The Mer-cury	S8855	The Mer-cury	The Mer-cury
Phoenix	MST	Lv				–	L1135			.....		4.35	–		8 10			P1225		–		
Tucson	"	Lv				11.10	–			.....		–	4.55		9.10					S41145		
Bisbee/Douglas	"	Lv				–	–			.....		–	–		9.55							
El Paso	"	Ar			The Mer-cury	12.20	–			.....	Ex. Sa.	6 05	6.05		10 50					The Mer-cury		
El Paso	MST	Lv				L1240	–			.....		D6 30			11.10							
Midland/Odessa	CST	Lv				–	–		D'sc. After Oct. 7	D625		–			–							
Ft. Worth	"	Ar				–	–			–		10.15		◂1015	2 20							
Ft. Worth	"	Lv	▾	▾	▾	–	–			–	▾	10.50	▾	10.40	2.55							
Dallas	"	Ar	3.55	3.55	3 40	3 55	4.00			7.58	7.10	–	–	10.55								
Dallas	"	Lv	▾	▾	D4430	4 35	▾			8.10	▾	–	–	11.15	–							
Ft. Worth	"	Ar	.....	.....	.....	–	.....			8.25	.....	–	–	–	–							
Oklahoma City	"	Ar	.....	.....	.....	–	.....			.....	.....	–	–	12.05	–							
Oklahoma City	"	Lv	.....	.....	.....	–	.....			.....	.....	–	–	12 20	–							
Tulsa	"	Ar	.....	.....	.....	–	.....			.....	.....	–	–	12.55	–							
Tulsa	"	Lv	.....	.....	.....	–	.....	Via Chi-cago	Via Chi-cago	.....	.....	–	–	For Com-plete	–			Via Chi-cago	Via Chi-cago		Ex. Sa.	
Little Rock	"	Lv	.....	.....	.....	–	.....	See Table 25	See Table 8	.....	.....	–	–	Okla-homa Serv-ice	–			See Table 8	See Table 8			
Memphis	"	Ar	.....	.....	.....	6.20	Termi-nates Pitts-burgh			.....	.....	–	12 40	See Table 8	4.45							
Memphis	"	Lv	.....	.....	.....	D6.45	See Table 9			.....	.....	–	1.05		5.10							
Nashville	"	Ar	.....	.....	.....	–	.....			.....	.....	–	–	–	6.10							
Nashville	CST	Lv	.....	.....	.....	–	.....			.....	.....	–	–	–	B6.40							
Knoxville	ST	Lv	.....	.....	.....	–	.....			.....	.....	–	–	–	8.50							
Roanoke	"	Ar	.....	.....	.....	–	.....			.....	.....	–	–	–	–							
Richmond	EST	Ar	.....	.....	.....	–	.....	▾		.....	.....	–	–	–	–							
Washington	ET	Ar	.....	.....	.....	11.40	.....	D9.30		.....	.....	B6.00	.....	L1140	.....	.....	8.10	.....	.....	.....	9.10	.....
Baltimore	"	Ar	.....	.....	.....	–	.....	s11.22		.....	.....	Ⓧs707	.....	Ⓧs207	.....	.....	.....	.....	.....	.....	–	.....
Wilmington	"	Ar	.....	.....	.....	–	.....	s12.04		.....	.....	–	.....	–	.....	.....	.....	.....	.....	.....	–	.....
Philadelphia	"	Ar	.....	.....	.....	12.50	.....	s12.50		.....	.....	Ⓧs758	.....	12.50	.....	.....	.....	12.20	.....	.....	s12.50	.....
New York (Newark)	"	Ar	.....	.....	.....	–	.....	.....		.....	.....	–	.....	–	.....	.....	.....	.....	.....	.....	.....	.....
New York (International Airport)	"	Ar	.....	.....	11.00	1.45	.....	.....	▾	.....	.....	–	.....	–	7.15	.....	.....	.....	B8.45	B1035	.....	B9.45
New York (LaGuardia Airport)	ET	Ar	.....	.....	.....	.....	.....	.....	12.55	.....	.....	7.35	.....	1.45	.....	.....	.....	.....	.....	.....	.....	.....
			pm	pm	pm	am	pm	am	pm	pm	pm	pm	am	am	pm	am	am	pm	am	am	pm	am

← CONTINUED FROM PRECEDING PAGES

CONTINUED →

From DETROIT and CHICAGO to ST. LOUIS

TABLE 7C

			431	479	715	715	435	483	707	759	727	771	485	327	717	781	471	DC-6 295
			am	am	am	am	am	am	am	am	Noon	pm	pm	pm	pm	pm	pm	pm
Detroit/Windsor (Willow Run)	EST	Lv	.....	.....	B705	.....	.....	.....	9.05	10.30	L1200	.....	.....	4.30	D 5.30	D 5.50	.....	.....
Chicago (Midway)	CDT	Lv	Ex. Sa. & Su.	B800	Via Spring-field	Via Spring-field	9.15	1005	Ex. S & S –	Ex. Su. L1210	1.40	3.25	.....	D6.10	⑦7.05	–	8.00	8.45
Chicago (O'Hare Field)	"	Lv	B745	–	Ⓓ 835 Ex. Su.	B835 Su. On.	Ex. Sa. & Su.	–	10.40 Daily	–	–	–	4.40	–	– Ex. Sa.	Ⓓ7.20 Ex. Sa.	–	–
St. Louis	CDT	Ar	9.17 am	9.27 am	1028 am	1028 am	1042 am	1132 am	12.12 pm	1.37 pm	3.07 pm	4.52 pm	6.12 pm	7.37 pm	8.32 pm	8.52 pm	1018 pm	1005 pm
EXPRESS VIA CHICAGO EXCEPT AS SHOWN											C	C					TWO-STOP	

Fly AMERICAN between CLEVELAND – LOS ANGELES
FASTEST NONSTOP Service on the DC-7 Mercury

Service between CALIFORNIA, TEXAS, OKLAHOMA, TENNESSEE and NEW YORK

For Virginia, Washington, D. C., New York and Boston Schedules See Tables 20, 23, 24, 28
For Express Schedules between San Francisco/Los Angeles and Washington, D. C./New York See Tables 1-4
For Complete Service Oklahoma-New York See Table 8

AMERICAN AIRLINES

FOR YOUR CONVENIENCE, Arrivals and Departures are shown in LOCAL TIME as observed in each city.

TABLE 7

			DC-6	DC-6 Air-coach	DC-6 Air-coach	DC-6	DC-6 Air-coach	DC-6 Air-coach	DC-6 Air-coach	DC-7	DC-6	DC-7	DC-6		DC-6	DC-6	DC-7						
			910	966	638	908	624	650	660	88	208	900	118	482	148	216	84						
			pm	pm	pm	pm	am	pm	pm	pm	am	am	am	am	am	am	am						
San Francisco	PST	Lv	8.40	.....	.....	.....	.....	.....	.....	S41120	.....	.....	.....	.....	.....	.....	.....						
Oakland	"	Lv	–	.....	▸10.40	.....	.....	.....	.....	.....	.....	.....	.....	.....	.....	.....	.....						
Los Angeles (International Airport)	"	Lv	–	10.35	▾	11.05	.....	11.40	11.20	.....	.....	12.20	.....	.....	.....	.....	.....						
Los Angeles (Lockheed Air Terminal)	"	Lv	–	–		–	.....	–	–	The Mer-cury	.....	▾	.....	.....	.....	.....	.....						
San Diego	PST	Lv	–	–		12.05	.....	–	12.20	▾	.....		.....	.....	.....	.....	.....						
Phoenix	MST	Lv	12.40	–		–	.....	–	–		.....		.....	.....	.....	.....	.....						
Tucson	"	Lv	1.40	–		–	.....	–	–		.....		.....	.....	.....	.....	.....						
Bisbee/Douglas	"	Lv	–	–		–	.....	–	–		.....		.....	.....	.....	.....	.....						
El Paso	"	Ar	2.50	2.20		–	.....	–	3.55		.....		.....	.....	.....	.....	.....						
El Paso	MST	Lv	3.10	2.45		–	.....	–			.....		.....	.....	.....	.....	.....						
Midland/Odessa	CST	Lv	–	–		–	.....	–			.....		.....	.....	.....	.....	.....						
Ft. Worth	"	Ar	–	–		–	.....	–			.....		.....	.....	.....	.....	.....						
Ft. Worth	"	Lv	–	–	▾	–	P6.45	–	▾	▾	.....	▾	.....	6.30	.....	B7.00	⑦7.35						
Dallas	"	Ar	6.25	6.00	*6.05	6.30	7.00	*6.20	.....	6.15	⌒	6.30	.....	6.45	.....	–	7.50						
Dallas	"	Lv	▾	▾	P7.05	◂▸	7.25	▸P700	◂	◂	B7.05	▾	.....	B7.10	.....	–	S48.15						
Ft. Worth	"	Ar	.....	.....	.....	.....	.....	–	.....	.....	–	.....	.....	–	.....	–	.....						
Oklahoma City	"	Ar	.....	.....	.....	.....	.....	–	.....	.....	–	.....	.....	–	.....	7.55	.....						
Oklahoma City	"	Lv	.....	.....	.....	.....	.....	–	.....	.....	–	.....	.....	–	.....	Ⓢ8.15	.....						
Tulsa	"	Ar	.....	.....	.....	.....	.....	–	.....	.....	–	.....	.....	8.30	⌒	8.55	The Mer-cury						
Tulsa	"	Lv	.....	.....	.....	.....	.....	–	.....	.....	–	.....	.....	.....	9.20	.....	▾						
Little Rock	"	Lv	.....	.....	.....	.....	.....	–	.....	.....	–	.....	8.45	Termi-nates New-ark	–	Termi-nates La Guar-dia See Table 8							
Memphis	"	Ar	.....	.....	.....	.....	.....	8.45	.....	.....	–	.....	9.25	▾	–								
Memphis	"	Lv	.....	.....	.....	.....	.....	9.10	.....	.....	–	.....	9.45	L1025	–								
Nashville	"	Ar	.....	.....	.....	.....	.....	10.10	.....	.....	–	.....	10.45	.....	11.25								
Nashville	CST	Lv	.....	.....	.....	.....	.....	P1035	.....	.....	–	.....	11.10	See Table 8	L1145								
Knoxville	EST	Lv	.....	.....	.....	.....	.....	–	.....	.....	–	.....	L1.20	.....	–								
Roanoke	"	Ar	.....	.....	.....	.....	.....	–	.....	.....	–	.....	–	.....	–								
Richmond	EST	Ar	.....	.....	▾	.....	.....	–	.....	.....	–	.....	–	.....	–								
Washington	EDT	Ar	.....	.....	1.30	.....	.....	2.50	.....	.....	4.10	.....	.....	.....	–								
Baltimore	"	Ar	.....	.....	Ⓨs422	.....	.....	Ⓨs422	.....	.....	.....	.....	.....	.....	–	For Com-plete Okla-homa Serv-ice See Table 8	L2.45						
Wilmington	"	Ar	.....	.....	–	.....	.....	–	.....	.....	–	.....	.....	.....	–								
Philadelphia	"	Ar	.....	.....	2.45	.....	.....	s4.44	.....	.....	Ⓨs704	.....	.....	.....	–								
New York (Newark)	"	Ar	.....	.....	–	.....	.....	–	.....	.....	–	.....	.....	.....	–								
New York (International Airport)	"	Ar	.....	.....	–	.....	▾	–	.....	.....	–	.....	.....	.....	–								
New York (LaGuardia Airport)	EDT	Ar	.....	.....	3.40	.....	2.35	4.30	.....	.....	5.40	.....	4.05	.....	4.40								
			am	am	pm	am	pm	pm	am	am	pm	am	pm	am	pm	am	pm						

← CONTINUED FROM PRECEDING PAGES

From ST. LOUIS to CHICAGO and DETROIT

TABLE 7C

			702	704	480	432-760	724	434-710	470-764	484	706	706-622	426	DC-6 472-158	486	478	474
			am	am	am	am	am	pm	pm	pm	pm	pm	pm	pm	pm	pm	pm
St. Louis	CDT	Lv	B7.30	B8.00	B8.30	S8.40	10.05	L1210	L1.10	2.38	5.00	5.00	D6.00	D7.00	9.00	9.57	11.05
Chicago (O'Hare Field)	"	Ar	Ex. Sa. & Su.	9.27	Ex. Su.	Via Spring-field	Ex. Sa. & Su.	–	–	–	–	–	–	Ex. Sa.	10.27	–	–
Chicago (Midway)	CDT	Ar	8.52	–	9.52	10.27	L1132	1.32	2.32	4.50	6.22	6.22	7.22	8.22 Ex. Sa.	– Ex. Sa.	11.19	12.27
Detroit/Windsor (Willow Run)	EST	Ar	10.30	10.55	.....	L1225	1.00	3.10	5.25	6.25	Disc. Aft. Oct. 7	8.10 Eff. 10/8	9.00	10.20	11.55	.....	.....
			am	am	am	pm	pm	pm	pm	pm	pm	pm	pm	pm	pm	pm	am
EXPRESS VIA CHICAGO EXCEPT AS SHOWN						C		C	C	THREE STOP		C		C			

ALL FLIGHTS DAILY EXCEPT AS NOTED

FOR EXPLANATION OF REFERENCE MARKS SEE PAGE 41

AMERICAN AIRLINES

AMERICAN AIRLINES

FOR YOUR CONVENIENCE, Arrivals and Departures are shown in LOCAL TIME as observed in each city.

Service between BOSTON, NEW YORK and CHICAGO to the SOUTHWEST and WEST COAST

(SEE NOTE ON BOTTOM OF PAGE)

TABLE 8

			DC-7	DC-7	DC-6	DC-6 Ex Su		DC-7	DC-6 Ex Su							Ex Sa & Su		DC-6 Ex Su	Ex Su	
								715		47	279					707		157	750	785
			am	am	am	am	am	am	am	am	am	pm	pm	pm	pm	pm	am	pm	am	am	am
Boston	EDT	Lv	.....	.....	.....	.....	.....	.....	.....	.....	.....	.....	.....	.....	.....	.....	.....	.....	.....	.....	.....
Hartford/Springfield	"	Lv	.....	.....	.....	.....	.....	.....	.....	.....	.....	.....	.....	.....	.....	.....	.....	.....	.....	.....	.....
New York (LaGuardia)	"	Lv	.....	.....	.....	.....	.....	.....	.....	.....	.....	.....	.....	.....	.....	.....	.....	.....	.....	B6.50	.....
New York (International)	"	Lv	.....	.....	.....	.....	.....	.....	.....	.....	.....	.....	.....	.....	.....	.....	.....	.....	.....	–	.....
New York (Newark)	"	Lv	.....	.....	.....	.....	.....	.....	.....	.....	.....	.....	.....	.....	.....	.....	.....	.....	.....	–	7.15
Albany/Schenectady	"	Ar	.....	.....	.....	.....	.....	.....	.....	.....	.....	.....	.....	.....	.....	.....	.....	.....	.....	7.45	–
Albany/Schenectady	"	Lv	.....	.....	.....	.....	.....	.....	.....	.....	.....	.....	.....	.....	.....	.....	.....	.....	.....	.....	–
Wilkes-Barre/Scranton		Lv	.....	.....	.....	.....	.....	.....	.....	.....	.....	.....	.....	.....	.....	.....	.....	.....	.....	.....	B8.14
Syracuse	"	Lv	.....	.....	.....	.....	.....	.....	.....	.....	.....	.....	.....	.....	.....	.....	7.00	.....	.....	.....	–
Rochester	"	Lv	.....	.....	.....	.....	.....	.....	.....	.....	.....	.....	.....	.....	.....	.....	S7.45	.....	.....	.....	–
Toronto	"	Lv	.....	.....	.....	.....	.....	.....	.....	.....	.....	.....	.....	.....	.....	.....	–	.....	.....	.....	–
Buffalo	"	Ar	.....	.....	.....	.....	.....	.....	.....	.....	.....	.....	.....	.....	.....	.....	8.14	.....	.....	.....	9.24
Buffalo	"	Lv	.....	.....	.....	.....	.....	.....	.....	.....	8.40	.....	.....	.....	.....	.....	Ⓢ8.25	.....	8.40	.....	.....
Toronto	EDT	Ar	.....	.....	.....	.....	.....	.....	.....	.....	.....	.....	.....	.....	.....	.....	–	.....	.....	.....	.....
Cleveland	EST	Ar	.....	.....	.....	.....	.....	.....	.....	.....	.....	.....	.....	.....	.....	.....	–	.....	8.40	.....	.....
Cleveland	"	Lv	.....	.....	.....	.....	.....	.....	.....	.....	.....	.....	.....	.....	.....	.....	–	.....	9.00	.....	.....
Detroit/Windsor (Willow Run)	"	Ar	.....	.....	.....	.....	.....	.....	.....	.....	.....	.....	.....	.....	.....	.....	8.53	.....	.....	.....	.....
Detroit/Windsor (Willow Run)	EST	Lv	.....	.....	.....	.....	.....	B7.05 Ex. Su.	.....	S⊘8.55	.....	.....	.....	.....	.....	.....	9.05	.....	.....	.....	.....
Chicago (O'Hare Field)	CDT	Ar	.....	.....	.....	.....	.....	8.25	.....	–	.....	.....	.....	.....	.....	.....	10.25	.....	.....	.....	.....
Chicago (Midway Airport)	CDT	Ar	.....	.....	.....	.....	.....	.....	.....	10.00	◀9.50	.....	.....	.....	.....	.....	.....	.....	.....	.....	.....
			DC-7	DC-6	DC-6	Ex Sa & Su		Daily		DC-6	DC-7	DC-6	DC-7	DC-6	DC-7 Ex Sa	Daily	DC-7		DC-7 Air-coach	DC-7 Air-coach
			17	111	955	431	479		483		159	907	167	87	911	15		9		681	665
Milwaukee	CDT	Lv	.....	.....	.....	.....	.....	.....	.....	.....	.....	.....	.....	.....	.....	.....	.....	.....	.....	.....	.....
Chicago (Midway Airport)	"	Lv	.....	.....	.....	.....	B8.00	.....	10.05	L♦1030	L1045	.....	.....	.....	.....	.....	.....	.....	.....	R♦1115	R♦1130
Chicago (O'Hare Field)	"	Lv	.....	.....	.....	B7.45	–	Ⓑ8.35	–	.....	.....	.....	.....	.....	.....	.....	10.40	.....	.....	.....	.....
Peoria	"	Ar	.....	.....	.....	–	–	–	–	.....	.....	.....	.....	.....	.....	.....	–	.....	.....	.....	.....
Springfield, Ill.	"	Ar	.....	.....	.....	–	–	9.42	–	.....	.....	.....	.....	.....	.....	.....	–	.....	.....	.....	.....
St. Louis	"	Ar	.....	.....	.....	9.17	9.27	10.28	11.32	.....	.....	.....	.....	Originates New York See Table 7	.....	.....	12.12	.....	11.05	*Eff. Oct. 8*	*Eff. Oct. 7*
St. Louis	CDT	Lv	.....	.....	.....	.....	9.40	10.40	L1145	.....	.....	.....	.....	.....	.....	.....	L1225	.....	L1130	.....	.....
Springfield, Mo.	CST	Ar	.....	.....	.....	.....	–	–	–	.....	.....	.....	.....	.....	.....	.....	Ⓛ1235	.....	.....	.....	.....
Joplin	"	Ar	.....	.....	.....	.....	–	L1105	–	.....	.....	.....	.....	.....	.....	.....	–	.....	.....	.....	.....
Tulsa	"	Ar	.....	.....	.....	.....	10.32	11.56	12.37	.....	.....	.....	.....	.....	.....	.....	1.41	.....	.....	.....	.....
Tulsa	"	Lv	B7.00	.....	.....	.....	10.44	Ⓛ1206	Ⓛ1252	.....	.....	.....	.....	.....	.....	.....	1.51	.....	.....	.....	.....
Oklahoma City	"	Lv	Ⓑ7.55	.....	.....	.....	L1138	1.00	–	.....	1.00	.....	.....	.....	.....	.....	2.45	.....	12.50	The Royal Coach-man	The Royal Coach-man
Dallas	"	Ar	8.45	9.35	.....	.....	12.38	2.00	2.13	.....	.....	1.30	1.45	D♦140	1.40	D♦240	3.45	D♦545	.....	.....	.....
Dallas	"	Lv	9.10	9.35	.....	.....	12.50	2.15	2.25	.....	.....	.....	.....	.....	.....	.....	.....	.....	.....	.....	.....
Ft. Worth	"	Ar	9.25	–	.....	.....	1.05	2.30	2.40	.....	.....	.....	.....	.....	.....	.....	.....	.....	.....	.....	.....
Ft. Worth	"	Lv	L9.45	–	.....	.....	.....	2.45	.....	.....	.....	.....	.....	.....	.....	.....	.....	.....	.....	.....	.....
Midland/Odessa	CST	Ar	.....	11.05	.....	.....	.....	4.23	.....	.....	.....	.....	.....	.....	.....	.....	.....	.....	.....	.....	.....
El Paso	MST	Ar	.....	11.30	.....	.....	.....	.....	.....	.....	.....	.....	3.05	.....	3.00	.....	.....	.....	.....	.....	.....
El Paso	"	Lv	.....	L1200	L1155	.....	.....	.....	.....	.....	.....	.....	3.35	.....	3.30	.....	.....	.....	.....	.....	.....
Bisbee/Douglas	"	Ar	.....	–	–	.....	.....	.....	.....	.....	.....	.....	–	.....	–	.....	.....	.....	.....	.....	.....
Tucson	"	Ar	The Mer-cury	1.20	–	.....	.....	.....	.....	The Mer-cury	.....	.....	D4.55	The Mer-cury	4.50	The Mer-cury	.....	The Mer-cury	.....	.....	.....
Phoenix	MST	Ar	.....	.....	1.30	.....	.....	.....	.....	.....	.....	.....	–	.....	D5.50	.....	.....	.....	.....	.....	.....
San Diego	PST	Ar	.....	.....	.....	.....	.....	.....	.....	.....	.....	.....	6.05	.....	.....	.....	.....	.....	.....	.....	.....
Los Angeles (Lockheed Term.)	"	Ar	.....	.....	.....	.....	.....	.....	.....	.....	.....	.....	–	.....	.....	.....	.....	.....	.....	.....	.....
Los Angeles (International)	"	Ar	12.00	2.35	.....	.....	.....	.....	.....	1.40	.....	3.50	7.00	.....	.....	5.00	.....	8.05	.....	2.25	.....
Oakland	"	Ar	.....	.....	.....	.....	.....	.....	.....	.....	.....	.....	.....	5.00	5.00	.....	.....	.....	.....	.....	.....
San Francisco	PST	Ar	Noon	pm	3.30 pm	am	pm	pm	pm	pm	pm	pm	pm	pm	pm	pm	pm	pm	pm	pm	3.05 pm

For commuter services New York to Syracuse and Rochester — Buffalo to Detroit and Chicago - See Tables 14-19

Detroit and Chicago to St. Louis - See Table 7C *Boston and New York to St. Louis - See Table 9C*

between Chicago and Dallas/Ft. Worth - See Table 12

Service between BOSTON, NEW YORK and CHICAGO to the SOUTHWEST and WEST COAST

(SEE NOTE ON BOTTOM OF PAGE 14)

TABLE 8

				DC-6 Ex Su	Ex Su	Ex Su	Ex Sa & Su	Sun. Only	DC-6 Ex Su	DC-6 Air-coach		Ex Su	DC-6	DC-7	DC-7 Ex Su					DC-6 Air-coach
			731	283	759	758	783	783	297	607	723	705	231	31	93					641
			am	am	am	am	am	am	am	am	am	am	am	am	am	pm	pm	pm	pm	am
Boston	EDT	Lv	.....	.....	B7.00	.....	.....	.....	.....	.....	S7.15	S7.15	B8.05	.....	.....	.....	.....	.....	.....	.....
Hartford/Springfield	"	Lv	.....	.....	↓	.....	.....	.....	.....	.....	S8.08	–	↓	.....	.....	.....	.....	.....	.....	.....
New York (LaGuardia)	"	Lv	.....	.....	.....	.....	B7.25	.....	.....	.....	↓	–	.....	.....	.....	.....	.....	.....	.....	P9.00
New York (International)	"	Lv	.....	.....	.....	.....	–	.....	.....	.....	.....	8.40	.....	S⊘9.00	L♦915	.....	.....	.....	.....	↓
New York (Newark)	"	Lv	B7.05	.....	↓	.....	–	.....	B8.00	.....	↓	–	↓	↓	↓	.....	.....	.....	.....	↓
Albany/Schenectady	"	Ar	–	.....	8.00	.....	–	.....	↓	.....	8.46	–	↓	↓	↓	.....	.....	.....	.....	↓
Albany/Schenectady	"	Lv	Ex.Su.	.....	8.10	.....	–	.....	↓	.....	8.56	–	↓	↓	↓	.....	.....	.....	.....	↓
Wilkes-Barre/Scranton		Lv	–	.....	↓	.....	–	.....	↓	.....	–	–	Daily	↓	↓	.....	.....	.....	.....	↓
Syracuse	"	Lv	8.37	.....	↓	.....	9.02	.....	↓	.....	9.55	10.17	↓	↓	↓	.....	.....	.....	.....	↓
Rochester	"	Lv	9.21	.....	↓	.....	9.46	.....	↓	.....	L1039	10.56	↓	↓	↓	.....	.....	.....	.....	↓
Toronto	"	Lv	Daily	.....	↓	9.15	–	.....	↓	.....	↓	–	↓	↓	↓	.....	.....	.....	.....	↓
Buffalo	"	Ar	9.50	↷	9.38	▶9.49	▶1015	.....	↓	.....	↓	11.25	↓	The Mer-cury	The Mer-cury	.....	.....	.....	.....	↓
Buffalo	"	Lv	10.13	10.15	9.50	.....	10.25	10.25	↓	.....	↓	.....	↓	↓	↓	.....	.....	.....	.....	↓
Toronto	EDT	Ar	↓	10.45	–	.....	–	–	↓	.....	↓	↓	↓	↓	↓	.....	.....	.....	.....	↓
Cleveland	EST	Ar	↓	.....	–	.....	10.35	10.35	↓	.....	↓	↓	↓	↓	↓	.....	.....	.....	.....	↓
Cleveland	"	Lv	↓	.....	–	.....	.....	.....	↓	.....	↓	↓	↓	↓	↓	.....	.....	.....	.....	Via Cin-cinnati See Table 9
Detroit/Windsor (Willow Run)	"	Ar	Daily	.....	10.18	.....	.....	.....	9.20	↘	11.22	.....	9.55	↓	↓	.....	.....	.....	.....	↓
Detroit/Windsor (Willow Run)	EST	Lv	↓	.....	10.30	.....	.....	.....	9.40	10.00	Ⓛ1135	.....	10.15 Ex. Sa.	↓	↓	.....	.....	.....	.....	↓
Chicago (O'Hare Field)	CDT	Ar	↓	.....	–	.....	.....	.....	–	–	12.55	.....	11.25	↓	↓	.....	.....	.....	.....	↓
Chicago (Midway Airport)	CDT	Ar	11.40	.....	11.50	.....	.....	.....	10.50	11.10	↓	.....	.....	10.55	↓	.....	.....	.....	.....	↓
																DC-6 Air-coach	DC-6 Air-coach	DC-6 Air-coach	DC-6 Air-coach	
																625	691	637	965	
Milwaukee	CDT	Lv	.....	.....	↓	.....	.....	.....	.....	↓	.....	.....	.....	.....	.....	.....	.....	.....	.....	↓
Chicago (Midway Airport)	"	Lv	.....	.....	L1210	.....	.....	.....	.....	P1140	.....	.....	.....	L♦1125	↓	.....	P1230	.....	.....	↓
Chicago (O'Hare Field)	"	Lv	.....	.....	–	.....	.....	.....	.....	↓	.....	.....	.....	↓	↓	.....	↓	.....	.....	↓
Peoria	"	Ar	.....	.....	–	.....	.....	.....	.....	↓	.....	.....	.....	↓	↓	.....	↓	.....	.....	↓
Springfield, Ill.	"	Ar	.....	.....	–	.....	.....	.....	.....	↓	.....	.....	.....	↓	↓	.....	↓	.....	.....	↓
St. Louis	"	Ar	.....	.....	1.37	.....	.....	.....	.....	↓	.....	.....	11.35	↓	Originates New York See Table 7	.....	Originates New York See Table 7	.....	.....	1.30
St. Louis	CDT	Lv	.....	.....	↓	.....	.....	.....	.....	↓	.....	.....	↓	↓	↓	.....	↓	.....	.....	P2.00
Springfield, Mo.	CST	Ar	.....	.....	↓	.....	.....	.....	.....	↓	.....	.....	↓	↓	↓	.....	↓	.....	.....	↓
Joplin	"	Ar	.....	.....	↓	.....	.....	.....	.....	↓	.....	.....	↓	↓	↓	.....	↓	.....	.....	↓
Tulsa	"	Ar	.....	.....	↓	.....	.....	.....	.....	Disc. After Oct. 7	.....	.....	↓	↓	↓	.....	↓	.....	.....	↓
Tulsa	"	Lv	.....	.....	↓	.....	.....	.....	.....	↓	.....	.....	The Mer-cury	↓	↓	.....	↓	.....	.....	↓
Oklahoma City	"	Lv	.....	.....	↓	.....	.....	.....	.....	↓	.....	.....	↓	↓	↓	.....	↓	.....	.....	↓
Dallas	"	Ar	.....	.....	↓	.....	.....	.....	.....	↓	.....	.....	↓	↓	↓	.....	↓	.....	.....	↓
Dallas	"	Lv	.....	.....	↓	.....	.....	.....	.....	↓	.....	.....	↓	↓	↓	.....	↓	.....	.....	↓
Ft. Worth	"	Ar	.....	.....	↓	.....	.....	.....	.....	↓	.....	.....	↓	↓	↓	.....	↓	.....	.....	↓
Ft. Worth	"	Lv	.....	.....	↓	.....	.....	.....	.....	↓	.....	.....	↓	↓	↓	.....	↓	.....	.....	↓
Midland/Odessa	CST	Ar	.....	.....	↓	.....	.....	.....	.....	↓	.....	.....	↓	↓	↓	.....	↓	.....	.....	↓
El Paso	MST	Ar	.....	.....	↓	.....	.....	.....	.....	↓	.....	.....	↓	↓	↓	.....	↓	.....	.....	↓
El Paso	"	Lv	.....	.....	↓	.....	.....	.....	.....	↓	.....	.....	↓	↓	↓	.....	↓	.....	.....	↓
Bisbee/Douglas	"	Ar	.....	.....	↓	.....	.....	.....	.....	↓	.....	.....	↓	↓	↓	.....	↓	.....	.....	↓
Tucson	"	Ar	.....	.....	↓	.....	.....	.....	.....	↓	.....	.....	S2.30 – 3.30	↓	↓	.....	↓	.....	.....	↓
Phoenix	MST	Ar	.....	.....	↓	.....	.....	.....	.....	↓	.....	.....	↓	↓	↓	.....	↓	.....	.....	↓
San Diego	PST	Ar	.....	.....	↓	.....	.....	.....	.....	↓	.....	.....	↓	↓	↓	.....	↓	.....	.....	↓
Los Angeles (Lockheed Term.)	"	Ar	.....	.....	↓	.....	.....	.....	.....	↓	.....	.....	↓	↓	↓	.....	↓	.....	.....	↓
Los Angeles (International)	"	Ar	.....	.....	↓	.....	.....	.....	.....	3.50	.....	.....	↓	↓	6.10	.....	↓	.....	7.00	5.20
Oakland	"	Ar	.....	.....	↓	.....	.....	.....	.....	↓	.....	.....	↓	↓	↓	.....	↓	.....	↓	↓
San Francisco	PST	Ar	am	am	pm	am	am	am	am	pm	pm	am	am	pm	am	pm	pm	pm	pm	pm

ALL FLIGHTS DAILY EXCEPT AS NOTED

FOR EXPLANATION OF REFERENCE MARKS SEE PAGE 41

AMERICAN AIRLINES

FOR YOUR CONVENIENCE, Arrivals and Departures are shown in LOCAL TIME as observed in each city.

Service between BOSTON, NEW YORK and CHICAGO to the SOUTHWEST and WEST COAST

(SEE NOTE ON BOTTOM OF PAGE)

AMERICAN AIRLINES

FOR YOUR CONVENIENCE, Arrivals and Departures are shown in LOCAL TIME as observed in each city.

TABLE 8

			DC-7	DC-7		DC-6 Air-coach	DC-7	DC-6	DC-6			DC-6		DC-6	DC-6 Air-coach	DC-7 Air-coach		DC-7	Ex Sa		
			73	49		609	85	284	153			205	727	201	601	689	771	37	729	799	767
			am	am	pm	am	am	am	am	pm	pm	am	am	am	am	pm	am	pm	pm	am	am
Boston	EDT	Lv	S9.30	d9.40	.....	.....	.....	.....	.....	.....	.....	.....	.....	.....	10.30	.....	.....	.....	.....	.....	10.55
Hartford/Springfield		Lv			.....	.....	.....	.....	.....	.....	.....	.....	.....	.....	.....	.....	.....	.....	.....	.....	11.48
New York (LaGuardia)	"	Lv			.....	P1000	.....	.....	11.05	.....	.....	L1100	.....	L1125	.....	.....	11.00	.....	.....	L1130	–
New York (International)	"	Lv			.....	.....	L1030	.....	.....	.....	.....	.....	.....	.....	.....	.....	–	L♀100	.....	–	–
New York (Newark)	"	Lv			.....	.....	.....	.....	.....	.....	.....	.....	.....	.....	.....	.....	–	.....	.....	–	–
Albany/Schenectady	"	Ar			.....	.....	.....	.....	.....	.....	.....	.....	.....	.....	.....	.....	–	.....	.....	–	12.26
Albany/Schenectady	"	Lv			.....	.....	.....	.....	.....	.....	.....	.....	.....	.....	.....	.....	–	.....	.....	–	L1236
Wilkes-Barre/Scranton		Lv			.....	.....	.....	.....	.....	.....	.....	.....	.....	.....	.....	.....	–	.....	.....	–	–
Syracuse	"	Lv			.....	.....	.....	.....	.....	.....	.....	.....	.....	.....	.....	.....	12.32	The	.....	1.05	–
Rochester	"	Lv			.....	.....	.....	.....	.....	.....	.....	.....	.....	.....	.....	.....	L1.16	Mer-	.....	1.50	–
Toronto	"	Lv			.....	.....	.....	10.35	↓	.....	.....	.....	.....	Via	.....	De-	.....	cury	.....	–	–
Buffalo	"	Ar			.....	.....	.....	11.10	12.35	.....	.....	.....	.....	Wash-	12.20	troit	.....	.....	.....	2.19	2.04
Buffalo	"	Lv			.....	.....	.....	↘	L1.00	.....	.....	.....	L1120	ington	P1245	Chi-	.....	.....	.....	2.30	2.15
Toronto	EDT	Ar			.....	.....	.....	.....	–	.....	.....	.....	–	and	.....	cago	.....	.....	.....	–	–
Cleveland	EST	Ar	10.45		.....	.....	.....	.....	1.00	.....	.....	.....	–	Nash-	.....	Por-	.....	.....	.....	2.40	–
Cleveland	"	Lv	L♦1110		.....	.....	.....	.....	ⓔ1.25	.....	.....	.....	–	ville	.....	tion	.....	.....	.....	.....	–
Detroit/Windsor (Willow Run)	"	Ar			.....	.....	.....	.....	.....	.....	.....	.....	11.48	See	.....	Eff.	.....	.....	.....	.....	2.43
Detroit/Windsor (Willow Run)	EST	Lv			.....	.....	.....	.....	.....	.....	.....	.....	ⓔ1200	Table	.....	Oct. 8	.....	.....	1.50	.....	3.00
Chicago (O'Hare Field)	CDT	Ar			.....	.....	.....	.....	.....	.....	.....	.....	–	7	.....	.....	.....	.....	–	.....	4.20
Chicago (Midway Airport)	CDT	Ar		11.55	DC-7	12.20	.....	.....	.....	.....	.....	1.15	1.20	.....	1.55	1.55	2.57	2.55	3.10	.....	.....
					43					DC-7	DC-6	DC-6					771			DC-7	
										901	207	917								67	485
Milwaukee	CDT	Lv		L♦1225	L♦1235	P1250	.....	.....	.....	.....	.....	.....	1.40	.....	.....	K♦2.25	3.25	D♦3.25	.....	D♦4.05	2.50
Chicago (Midway Airport)	"	Lv																			–
Chicago (O'Hare Field)	"	Lv											–								4.40
Peoria	"	Ar											–								–
Springfield, Ill.	"	Ar											–								–
St. Louis	"	Ar							3.30		Origi-		3.07				4.52				6.12
St. Louis	CDT	Lv							3.50		nates		3.20				D5.05				
Springfield, Mo.	CST	Ar									New		3.30				–				
Joplin	"	Ar									York		4.08				–				
Tulsa	"	Ar					12.55				See		5.01	←4.05			5.57				
Tulsa	"	Lv					1.20				Table		D5.15	4.30			ⓓ6.09				
Oklahoma City	"	Lv					r2.00				7		–	D5.35			7.03				
Dallas	"	Ar		The	The								6.36			The	8.03	The		The	
Dallas	"	Lv		Mer-	Mer-								6.50			Royal	8.17	Mer-		Mer-	
Ft. Worth	"	Ar		cury	cury				5.10				7.05			Coach-	8.32	cury		cury	
Ft. Worth	"	Lv								D6.00	D6.05	D6.10	h7.25			man					
Midland/Odessa	CST	Ar									–	–	9.03								
El Paso	MST	Ar									7.20	7.25									
El Paso	"	Lv									7.40	7.50									
Bisbee/Douglas	"	Ar									–										
Tucson	"	Ar									9.00			7.50							
Phoenix	MST	Ar				4.40					10.00			8.45				6.40			
San Diego	PST	Ar				5.35					10.50			–				–			
Los Angeles (Lockheed Term.)	"	Ar	S3.25			–								–				–			
Los Angeles (International)	"	Ar		S3.45		6.35				8.15				9.45		5.35		7.35			
Oakland	"	Ar										10.40									
San Francisco	PST	Ar		S4.00								11.15								S7.40	
			pm	pm	pm	pm	pm	am	pm	pm	pm	pm	pm	pm	pm	pm	pm	pm	pm	pm	pm

For commuter services New York to Syracuse and Rochester — Buffalo to Detroit and Chicago - See Tables 14-19

Detroit and Chicago to St. Louis - See Table 7C *Boston and New York to St. Louis - See Table 9C*

between Chicago and Dallas/Ft. Worth - See Table 12

Service between BOSTON, NEW YORK and CHICAGO to the SOUTHWEST and WEST COAST

(SEE NOTE ON BOTTOM OF PAGE 16)

AMERICAN AIRLINES

FOR YOUR CONVENIENCE, Arrivals and Departures are shown in LOCAL TIME as observed in each city.

TABLE 8

			DC-7	DC-7			DC-6 Air-coach	Ex Sa		Ex Sa	Sat. Only	DC-7 Ex Sa	Ex Sa	Ex Sa			DC-6 Sat. Only		DC-7		
			19	55		789	631	743	327	773	787	95	717	721	792	781	109	761	23		
			Noon	pm	pm	pm	pm	pm	pm	pm	pm	pm	pm	pm	pm	pm	pm	pm	pm		
Boston	EDT	Lv	L♦1200	L♀1240	.....	.....	.....	.....	.....	.....	.....	t♦1230	2.00	.....	.....	.....	.....	.....	.....	.....	.....
Hartford/Springfield		Lv			.....	.....	.....	.....	.....	.....	.....	↓	.....	.....	.....	.....	.....	.....	.....	.....	.....
New York (LaGuardia)	"	Lv			.....	.....	.....	L1240	1.20	1.55	1.55	↓	.....	3.45	.....	.....	.....	.....	.....	.....	.....
New York (International)	"	Lv			.....	.....	.....	–	↓	–	–	S♦2.00	.....	↓	.....	.....	.....	.....	D5.00	.....	.....
New York (Newark)	"	Lv			.....	L12.55	2.55	–	↓	–	–	↓	.....	↓	.....	3.15	.....	4.45	↓	.....	.....
Albany/Schenectady	"	Ar			.....	↓	↓	1.35	↓	2.50	2.50	↓	3.00	↓	.....	↓	.....	↓	↓	.....	.....
Albany/Schenectady	"	Lv			.....	↓	↓	1.45	↓	3.00	3.00	↓	3.10	↓	.....	↓	.....	↓	↓	.....	.....
Wilkes-Barre/Scranton		Lv			.....	↓	↓	↓	↓	–	–	↓	↓	↓	.....	↓	.....	↓	↓	.....	.....
Syracuse	"	Lv			.....	↓	↓	↓	2.52	4.00	4.00	↓	↓	↓	.....	↓	.....	↓	↓	.....	.....
Rochester	"	Lv	The	The	.....	↓	↓	↓	3.36	4.45	4.45	The	↓	↓	.....	↓	.....	6.30	↓	.....	.....
Toronto	"	Lv	Mer-	Mer-	.....	↓	↓	↓	↓	–	–	Mer-	↓	↓	4.15	↓	.....	–	↓	.....	.....
Buffalo	"	Ar	cury	cury	.....	2.33	↓	3.13	↓	–	5.14	cury	4.38	5.23	4.49	4.53	↘	6.59	↓	.....	.....
Buffalo	"	Lv			.....	2.55	↓	3.25	↓	–	D5.25	↓	4.50	D5.50	↙	5.10	5.35	D7.10	↓	.....	.....
Toronto	EDT	Ar			.....	3.29	↓	↓	↓	–	–	↓	↓	↓	.....	↓	6.05	↓	↓	.....	.....
Cleveland	EST	Ar			.....	↓	↓	↓	↓	5.09	5.35	↓	6.00	↓	.....	↓	.....	↓	↓	.....	.....
Cleveland	"	Lv			.....	↓	↓	↓	↓	↓	↓	↓	↓	↓	.....	↓	.....	↓	↓	.....	.....
Detroit/Windsor (Willow Run)	"	Ar			.....	↓	↓	3.53	4.19	↓	↓	↓	5.18	↓	.....	5.38	.....	7.38	↓	.....	.....
Detroit/Windsor (Willow Run)	EST	Lv			.....	.....	↓	4.05	4.30	.....	.....	↓	D5.30	↓	.....	D5.50	.....	7.50	↓	.....	.....
Chicago (O'Hare Field)	CDT	Ar			.....	.....	↓	–	–	.....	.....	↓	–	↓	.....	7.10	.....	–	↓	.....	.....
Chicago (Midway Airport)	CDT	Ar		2.55	.....	.....	5.10	5.25	➤5.50	.....	.....	↓	6.50	↓	.....	↓	.....	9.10	6.55	.....	.....
					DC-7	DC-7 Air-coach	DC-7 Air-coach									Ex Sa	DC-6				
					65	667	685										903				
Milwaukee	CDT	Lv		D♦3.25	D♦5.45	K♦6.35	K♦6.40	.....	D6.10	.....	.....	.....	ⓓ7.05	.....	.....	ⓓ7.20	.....	.....	ⓓ7.25	.....	.....
Chicago (Midway Airport)	"	Lv																			
Chicago (O'Hare Field)	"	Lv																			
Peoria	"	Ar																			
Springfield, Ill.	"	Ar																			
St. Louis	"	Ar							7.37			4.20	8.32			8.52			9.15		
St. Louis	CDT	Lv															10.00		9.30		
Springfield, Mo.	CST	Ar																	9.45		
Joplin	"	Ar																			
Tulsa	"	Ar																			
Tulsa	"	Lv																			
Oklahoma City	"	Lv																			
Dallas	"	Ar		The	The	The	The														
Dallas	"	Lv		Mer-	Mer-	Royal	Royal														
Ft. Worth	"	Ar		cury	cury	Coach-	Coach-														
Ft. Worth	"	Lv				man	man														
Midland/Odessa	CST	Ar																			
El Paso	MST	Ar																			
El Paso	"	Lv																			
Bisbee/Douglas	"	Ar																			
Tucson	"	Ar																			
Phoenix	MST	Ar																			
San Diego	PST	Ar															12.45				
Los Angeles (Lockheed Term.)	"	Ar															–				
Los Angeles (International)	"	Ar	S4.55	6.35	S8.55		9.50										1.45				
Oakland	"	Ar																			
San Francisco	PST	Ar				10.10															
			pm	pm	pm	pm	pm	pm	pm	pm	pm	pm	pm	pm	pm	pm	am	pm	pm		

ALL FLIGHTS DAILY EXCEPT AS NOTED

FOR EXPLANATION OF REFERENCE MARKS SEE PAGE 41

AMERICAN AIRLINES

Service between BOSTON, NEW YORK and CHICAGO to the SOUTHWEST and WEST COAST

(SEE NOTE ON BOTTOM OF PAGE)

TABLE 8

			DC-6 Ex Sa	DC-6 x			Ex Sa	Ex Sa	DC-7	DC-6		DC-6	Ex Sa		Ex Sa			DC-6 Air-coach	DC-7 Ex Sa	
			235	193	769	735	739	797	33	295	752	149	311	389	753	373	775	621	41	
			pm	pm	pm	pm	pm	pm	pm	pm	pm	pm	pm	pm	pm	pm	pm	pm	pm	am
Boston	EDT	Lv	.....	.....	3.15	D5.25	.....	.....	D5.45	.....	.....	.....	6.10	.....	D6.45	7.15	.....	.....	.....	.....
Hartford/Springfield	"	Lv	.....	.....	4.08	.....	.....	.....	.....	.....	.....	.....	–	.....	.....	↓	.....	.....	.....	.....
New York (LaGuardia)	"	Lv	.....	D♦500	↓	↓	.....	D5.30	↓	D6.00	D6.20	D6.50	–	7.30	↓	↓	.....	10.30	.....	.....
New York (International)	"	Lv	.....	↓	↓	↓	.....	↓	↓	↓	–	↓	–	↓	↓	8.40	.....	↓	S♦1100	.....
New York (Newark)	"	Lv	D5.00	↓	↓	↓	.....	↓	↓	↓	–	↓	7.35	↓	↓	↓	9.55	↓	↓	.....
Albany/Schenectady	"	Ar	↓	↓	4.46	↓	.....	↓	↓	↓	7.15	↓	–	↓	7.45	9.35	–	↓	↓	.....
Albany/Schenectady	"	Lv	↓	↓	4.56	↓	.....	↓	↓	↓	↓	↓	–	↓	8.00	9.45	–	↓	↓	.....
Wilkes-Barre/Scranton		Lv	↓	↓	–	↓	.....	↓	↓	↓	↓	↓	–	↓	–	–	–	↓	↓	.....
Syracuse	"	Lv	↓	↓	5.55	↓	.....	7.02	↓	↓	↓	↓	–	↓	9.04	10.46	11.32	↓	↓	.....
Rochester	"	Lv	↓	↓	6.39	↓	.....	7.46	↓	↓	↓	↓	–	9.15	–	11.30	12.16	↓	↓	.....
Toronto	"	Lv	↓	The Captain's Flagship (‡)	–	↓	.....	–	↓	↓	↓	↓	–	Daily	–	–	–	↓	↓	.....
Buffalo	"	Ar	↓	↓	7.08	7.35	↓	8.15	↓	↓	↓	↓	9.13	9.44	9.56	11.59	12.45	↓	The Mercury	.....
Buffalo	"	Lv	↓	↓	D7.20	7.50	8.20	8.25	↓	↓	↓	↓	9.25	9.55	10.10	.....	.....	↓	↓	.....
Toronto	EDT	Ar	↓	↓	↓	↓	8.54	–	↓	↓	↓	↓	9.59	Ex. Sa.	↓	Boston New York Portion *Disc. After Oct. 7*	.....	↓	↓	.....
Cleveland	EST	Ar	↓	↓	↓	↓	.....	8.35	↓	↓	↓	↓	.....	10.05	↓	↓	.....	↓	↓	.....
Cleveland	"	Lv	↓	↓	↓	↓	.....	↓	↓	↓	↓	↓	.....	↓	↓	↓	.....	↓	↓	.....
Detroit/Windsor (Willow Run)	"	Ar	↓	↓	↓	8.18	.....	↓	↓	↓	↓	↓	.....	↓	10.38	↓	.....	11.50	↓	.....
Detroit/Windsor (Willow Run)	EST	Lv	↓	↓	↓	Y8.30	.....	↓	↓	↓	↓	↓	.....	↓	10.53	↓	.....	12.15	↓	.....
Chicago (O'Hare Field)	CDT	Ar	↓	↓	↓	Y9.50	.....	↓	↓	↓	↓	↓	.....	↓	–	↓	.....	–	↓	.....
Chicago (Midway Airport)	CDT	Ar	7.10	7.15	8.47	.....	.....	.....	8.00	8.15	.....	.....	.....	.....	12.13	.....	.....	1.25	1255	↓
				DC-7							DC-6 Air-coach 655						DC-6 Ex Mo & Fri 151			DC-7
			471	71															Ex.Su.	59
Milwaukee	CDT	Lv	.....	.....	.....	.....	.....	.....	.....	.....	.....	.....	.....	.....	.....	.....	.....	.....	.....	.....
Chicago (Midway Airport)	"	Lv	8.00	8.15	.....	.....	.....	.....	.....	8.45	.....	.....	.....	.....	.....	.....	1.05	P1.55	B♦125	B♦200
Chicago (O'Hare Field)	"	Lv	–	↓	.....	.....	.....	.....	.....	↓	.....	.....	.....	.....	.....	.....	↓	↓	↓	↓
Peoria	"	Ar	8.54	↓	.....	.....	.....	.....	.....	↓	Originates Boston See Tables 7, 24	Via Nashville See Table 7	.....	.....	.....	.....	Terminates Mexico See Table 26	↓	↓	↓
Springfield, Ill.	"	Ar	9.32	↓	.....	.....	.....	.....	.....	10.05	↓	↓	.....	.....	.....	.....	↓	↓	↓	Ex.Su. & Mo.
St. Louis	"	Ar	10.18	↓	.....	.....	.....	.....	.....	10.25	↓	↓	.....	.....	.....	.....	↓	↓	↓	↓
St. Louis	CDT	Lv	.....	↓	.....	.....	.....	.....	.....	–	↓	↓	.....	.....	.....	.....	↓	↓	↓	↓
Springfield, Mo.	CST	Ar	.....	↓	.....	.....	.....	.....	.....	↓	↓	↓	.....	.....	.....	.....	↓	↓	↓	↓
Joplin	"	Ar	.....	↓	.....	.....	.....	.....	.....	↓	↓	↓	.....	.....	.....	.....	↓	↓	↓	↓
Tulsa	"	Ar	.....	↓	.....	.....	.....	.....	.....	11.05	↓	10.30	.....	.....	.....	.....	↓	↓	↓	↓
Tulsa	"	Lv	.....	↓	.....	.....	.....	.....	.....	11.30	↓	↓	.....	.....	.....	.....	↓	↓	↓	↓
Oklahoma City	"	Lv	.....	↓	.....	.....	.....	.....	.....	12.30	↓	↓	.....	.....	.....	.....	↓	↓	↓	↓
Dallas	"	Ar	.....	10.05	.....	.....	.....	.....	.....	1.25	P2.20	↓	.....	.....	.....	.....	3.20	↓	The Mercury	The Mercury
Dallas	"	Lv	.....	10.30	.....	.....	.....	.....	.....	↓	↓	↓	.....	.....	.....	.....	↓	↓	↓	↓
Ft. Worth	"	Ar	.....	↓	.....	.....	.....	.....	.....	↓	↓	↓	.....	.....	.....	.....	↓	↓	↓	↓
Ft. Worth	"	Lv	.....	↓	.....	.....	.....	.....	.....	↓	↓	↓	.....	.....	.....	.....	↓	↓	↓	↓
Midland/Odessa	CST	Ar	.....	↓	.....	.....	.....	.....	.....	↓	↓	↓	.....	.....	.....	.....	*Disc. Aft. 9/29*	↓	↓	↓
El Paso	MST	Ar	.....	11.40	.....	.....	.....	.....	.....	↓	↓	↓	.....	.....	.....	.....	↓	↓	↓	↓
El Paso	"	Lv	.....	.....	.....	.....	.....	.....	.....	↓	↓	↓	.....	.....	.....	.....	↓	↓	↓	↓
Bisbee/Douglas	"	Ar	.....	↓	.....	.....	.....	.....	.....	↓	↓	↓	.....	.....	.....	.....	↓	↓	↓	↓
Tucson	"	Ar	.....	↓	.....	.....	.....	.....	.....	↓	↓	↓	.....	.....	.....	.....	↓	5.35	↓	↓
Phoenix	MST	Ar	.....	↓	.....	.....	.....	.....	.....	↓	↓	↓	.....	.....	.....	.....	↓	6.35	↓	↓
San Diego	PST	Ar	.....	↓	.....	.....	.....	.....	.....	↓	↓	↓	.....	.....	.....	.....	↓	7.25	↓	↓
Los Angeles (Lockheed Term.)	"	Ar	.....	↓	.....	.....	.....	.....	.....	↓	↓	↓	.....	.....	.....	.....	↓	–	↓	↓
Los Angeles (International)	"	Ar	.....	↓	.....	.....	.....	.....	.....	↓	5.20	↓	.....	.....	.....	.....	↓	8.20	↓	5.10
Oakland	"	Ar	.....	↓	.....	.....	.....	.....	.....	↓	↓	↓	.....	.....	.....	.....	↓	.....	↓	.....
San Francisco	PST	Ar	.....	↓	.....	.....	.....	.....	.....	↓	↓	↓	.....	.....	.....	.....	↓	.....	5.00	.....
			pm	pm	pm	pm	pm	pm	pm	am	am	pm	pm	pm	am	pm	am	am	am	am

For commuter services New York to Syracuse and Rochester — Buffalo to Detroit and Chicago - See Tables 14-19

Detroit and Chicago to St. Louis - See Table 7C *Boston and New York to St. Louis - See Table 9C*

between Chicago and Dallas/Ft. Worth - See Table 12

FOR YOUR CONVENIENCE, Arrivals and Departures are shown in LOCAL TIME as observed in each city.

Service between the WEST COAST and SOUTHWEST to CHICAGO, NEW YORK and BOSTON

(SEE NOTE ON BOTTOM OF PAGE 20)

AMERICAN AIRLINES

TABLE 8

																	DC-7 Ex Sa	DC-7	DC-6 Air-coach	DC-7 Air-coach	DC-7 Air-coach	DC-7 Air-coach		
																	46	34	642	56	662	686		
			am	am	am	am	am	am	am	am	am	am	am	am	am	am	pm	pm	pm	pm	pm	pm	am	am
San Francisco	PST	Lv	.....	.....	.....	.....	.....	.....	.....	.....	.....	.....	.....	.....	.....	.....	S♦935	.....	.....	.....	G♦1030	.....	.....	.....
Oakland	"	Lv	.....	.....	.....	.....	.....	.....	.....	.....	.....	.....	.....	.....	.....	.....	↓	.....	.....	.....	↓	.....	.....	.....
Los Angeles (International)	"	Lv	.....	.....	.....	.....	.....	.....	.....	.....	.....	.....	.....	.....	.....	.....	↓	.....	10.05	S♦1015	↓	G♦1100	.....	.....
Los Angeles (Lockheed Term.)	"	Lv	.....	.....	.....	.....	.....	.....	.....	.....	.....	.....	.....	.....	.....	.....	↓	S♦8.55	–	↓	↓	↓	.....	.....
San Diego	PST	Lv	.....	.....	.....	.....	.....	.....	.....	.....	.....	.....	.....	.....	.....	.....	↓	–	S♦1145	↓	↓	↓	.....	.....
Phoenix	MST	Lv	.....	.....	.....	.....	.....	.....	.....	.....	.....	.....	.....	.....	.....	.....	↓	↓	↓	↓	↓	↓	.....	.....
Tucson	"	Lv	.....	.....	.....	.....	.....	.....	.....	.....	.....	.....	.....	.....	.....	.....	↓	↓	↓	↓	↓	↓	.....	.....
Bisbee/Douglas	"	Lv	.....	.....	.....	.....	.....	.....	.....	.....	.....	.....	.....	.....	.....	.....	↓	↓	↓	↓	↓	↓	.....	.....
El Paso	"	Ar	.....	.....	.....	.....	.....	.....	.....	.....	.....	.....	.....	.....	.....	.....	↓	↓	↓	↓	↓	↓	.....	.....
El Paso	MST	Lv	.....	.....	.....	.....	.....	.....	.....	.....	.....	.....	.....	.....	.....	.....	↓	↓	↓	↓	↓	↓	.....	.....
Midland/Odessa	CST	Lv	.....	.....	.....	.....	.....	.....	.....	.....	.....	.....	.....	.....	.....	.....	↓	↓	↓	↓	↓	↓	.....	.....
Ft. Worth	"	Ar	.....	.....	.....	.....	.....	.....	.....	.....	.....	.....	.....	.....	.....	.....	↓	↓	↓	↓	↓	↓	.....	.....
Ft. Worth	"	Lv	.....	.....	.....	.....	.....	.....	.....	.....	.....	.....	.....	.....	.....	.....	↓	↓	↓	↓	↓	↓	.....	.....
Dallas	"	Ar	.....	.....	.....	.....	.....	.....	.....	.....	.....	.....	.....	.....	.....	.....	↓	↓	↓	↓	↓	↓	.....	.....
Dallas	"	Lv	.....	.....	.....	.....	.....	.....	.....	.....	.....	.....	.....	.....	.....	.....	↓	↓	↓	↓	↓	↓	.....	.....
Oklahoma City	"	Ar	.....	.....	.....	.....	.....	.....	.....	.....	.....	.....	.....	.....	.....	.....	↓	↓	↓	↓	↓	↓	.....	.....
Tulsa	"	Ar	.....	.....	.....	.....	.....	.....	.....	.....	.....	.....	.....	.....	.....	.....	↓	↓	↓	↓	↓	↓	.....	.....
Joplin	"	Lv	.....	.....	.....	.....	.....	.....	.....	.....	.....	.....	.....	.....	.....	.....	↓	↓	↓	↓	↓	↓	.....	.....
Springfield, Mo.	CST	Lv	.....	.....	.....	.....	.....	.....	.....	.....	.....	.....	.....	.....	.....	.....	↓	↓	↓	↓	↓	↓	.....	.....
Tulsa	"	Lv	.....	.....	.....	.....	.....	.....	.....	.....	.....	.....	.....	.....	.....	.....	↓	↓	↓	↓	↓	↓	.....	.....
Chicago (O'Hare Field)	"	Ar	.....	.....	.....	.....	.....	.....	.....	.....	.....	.....	.....	.....	.....	.....	6.30	6.35	↓	6.55	7.25	7.40	↓	.....
Chicago (Midway Airport)	"	Ar	.....	.....	.....	.....	.....	.....	.....	.....	.....	.....	.....	.....	.....	.....	↓	↓	↓	↓	↓	↓	↓	.....
Milwaukee	CDT	Ar	.....	.....	.....	.....	.....	.....	.....	.....	.....	.....	.....	.....	.....	.....	.....	.....	.....	.....	.....	.....	.....	.....

			Ex Sa & Su	Sat. Only	Ex Su	Ex Su	Ex Su		Sun. Only	Ex Su	Ex Su	DC-6 Ex Su	Ex Su	Ex Su		Ex Sa & Su	DC-7	DC-6 Air-coach	DC-6
			770	772	766	734	749	768	712	762	746	283	758	756		732	54	602	284
Chicago (Midway Airport)	CDT	Lv	.....	.....	.....	.....	.....	.....	.....	.....	.....	.....	.....	.....	B7.00	B7.50	B8.00	P8.30	.....
Chicago (O'Hare Field)	CDT	Lv	.....	.....	.....	.....	.....	.....	.....	.....	.....	.....	.....	B7.00	↓	–	↓	↓	.....
Detroit/Windsor (Willow Run)	EST	Ar	.....	.....	.....	.....	.....	.....	.....	.....	.....	.....	.....	8.15	↓	9.05	↓	↓	.....
Detroit/Windsor (Willow Run)	"	Lv	.....	.....	.....	.....	.....	.....	.....	.....	.....	.....	.....	B8.25	↓	9.15	↓	↓	.....
Cleveland	"	Ar	.....	.....	.....	.....	.....	.....	.....	.....	.....	.....	.....	↓	↓	↓	↓	↓	.....
Cleveland	EST	Lv	.....	.....	.....	.....	.....	.....	.....	B7.05	.....	.....	.....	↓	↓	↓	↓	↓	.....
Toronto	EDT	Lv	.....	.....	.....	.....	.....	.....	.....	↓	.....	.....	9.15	↓	↓	.....	↓	↓	10.35
Buffalo	"	Ar	.....	.....	.....	.....	.....	.....	.....	9.10	.....	.....	9.49	10.45	↓	11.30	↓	P1200	11.10
Buffalo	"	Lv	B6.20	.....	6.53	.....	.....	7.21	S8.00	9.25	9.38	10.15	↘	10.55	↓	P1200	↓	↓	.....
Toronto	"	Ar	–	.....	–	.....	.....	–	–	–	–	10.45	.....	.....	↓	.....	↓	↓	.....
Rochester	"	Ar	–	.....	B7.20	.....	.....	S7.48	8.27	–	10.05	.....	.....	.....	↓	11.47	↓	↓	.....
Syracuse	"	Ar	Ⓑ7.07	q B720	↓	q B735	.....	8.30	9.09	10.12	↓	.....	.....	.....	↓	L1229	↓	↓	.....
Wilkes-Barre/Scranton	"	Ar	↓	–	↓	↓	.....	–	↓	↓	↓	.....	.....	12.13	↓	–	↓	↓	.....
Albany/Schenectady	"	Ar	↓	–	↓	↓	.....	9.25	↓	↓	↓	.....	.....	L1223	↓	–	↓	↓	.....
Albany/Schenectady	"	Lv	↓	–	↓	↓	8.20	9.35	↓	↓	↓	.....	.....	↓	↓	–	↓	↓	.....
New York (Newark)	"	Ar	↓	8.35	↓	↓	–	↓	10.34	11.37	↓	.....	.....	–	↓	1.55	↓	↓	.....
New York (International)	"	Ar	↓	.....	↓	↓	–	↓	↓	↓	↓	.....	.....	–	10.35	↓	↓	↓	.....
New York (LaGuardia)	"	Ar	8.35	.....	8.55	↓	9.13	↓	↓	↓	11.45	.....	.....	1.16	↓	↓	↓	↓	.....
Hartford/Springfield	"	Ar	.....	.....	.....	↓	.....	10.10	.....	.....	.....	.....	.....	.....	.....	.....	.....	.....	.....
Boston	EDT	Ar	.....	.....	.....	8.57	.....	10.58	.....	.....	.....	.....	.....	.....	.....	.....	11.55	1.45	.....
			am	am	am	am	am	am	am	am	am	am	am	pm	am	pm	am	pm	am

FOR LUXURY SERVICE BETWEEN

CHICAGO SAN FRANCISCO

3 NONSTOP ROUND TRIP FLIGHTS DAILY

CHICAGO LOS ANGELES

5 NONSTOP ROUND TRIP FLIGHTS DAILY

ON THE *Mercury*

ALL FLIGHTS DAILY EXCEPT AS NOTED

FOR EXPLANATION OF REFERENCE MARKS SEE PAGE 41

FOR YOUR CONVENIENCE, Arrivals and Departures are shown in LOCAL TIME as observed in each city.

AMERICAN AIRLINES

AMERICAN AIRLINES

FOR YOUR CONVENIENCE, Arrivals and Departures are shown in LOCAL TIME as observed in each city.

Service between the WEST COAST and SOUTHWEST to CHICAGO, NEW YORK and BOSTON

(SEE NOTE ON BOTTOM OF PAGE)

TABLE 8

			DC-7 74		DC-6 Air-coach 606			DC-7 Air-coach 688	702	704	DC-6 Air-coach 966	DC-6 908	DC-6 910	DC-6 Air-coach 650	DC-6 Air-coach 690	432	482	DC-7 88	DC-6 Air-coach 638	DC-6 216	DC-7 26
			pm	am	pm	pm	am	pm	am	am	pm	pm	pm	pm	pm	am	am	pm	pm	am	am
San Francisco	PST	Lv	.....	.....	.....	.....	.....	.....	.....	.....	.....	.....	8.40	.....	.....	.....	.....	S♦1120	.....	.....	.....
Oakland	"	Lv	.....	.....	.....	.....	.....	.....	.....	.....	.....	.....	.....	.....	.....	.....	.....	.....	♦10.40	.....	.....
Los Angeles	"	Lv	S♦8.55	.....	8.35	.....	.....	G♦1145	.....	.....	10.35	11.05	.....	11.40	.....	.....	.....	.....	.....	.....	.....
(International)																					
Los Angeles	"	Lv	.....	.....	–	.....	.....	.....	.....	.....	.....	–	.....	.....	.....	.....	.....	.....	.....	.....	.....
(Lockheed Term.)																					
San Diego	PST	Lv	.....	.....	9.35	.....	.....	.....	.....	.....	.....	12.05	.....	.....	.....	.....	.....	.....	.....	.....	.....
Phoenix	MST	Lv	.....	.....	12.25	.....	.....	.....	.....	.....	.....	.....	12.40	.....	.....	.....	.....	.....	.....	.....	.....
Tucson	"	Lv	.....	.....	.....	.....	.....	.....	.....	.....	.....	.....	1.40	.....	.....	.....	.....	The Mercury	.....	.....	.....
Bisbee/Douglas	"	Lv	.....	.....	.....	.....	.....	.....	.....	.....	.....	.....	–	.....	.....	.....	.....	.....	.....	.....	.....
El Paso	"	Ar	.....	.....	.....	.....	.....	.....	.....	.....	2.20	.....	2.50	.....	.....	.....	.....	.....	.....	.....	.....
El Paso	MST	Lv	.....	.....	.....	.....	.....	The Royal Coachman	.....	.....	2.45	.....	3.10	.....	.....	.....	.....	.....	.....	.....	.....
Midland/Odessa	CST	Lv	.....	.....	.....	.....	.....	.....	.....	.....	.....	.....	.....	.....	.....	.....	.....	.....	.....	.....	.....
Ft. Worth	"	Ar	.....	.....	.....	.....	.....	.....	.....	.....	.....	.....	.....	.....	.....	.....	.....	.....	.....	.....	.....
Ft. Worth	"	Lv	.....	.....	.....	.....	.....	.....	.....	.....	.....	.....	.....	.....	.....	.....	6.30	.....	.....	B7.00	.....
Dallas	"	Ar	.....	.....	.....	.....	.....	.....	.....	.....	6.00	6.30	6.25	6.20	.....	.....	6.45	6.15	6.05	–	.....
Dallas	"	Lv	.....	.....	.....	.....	.....	.....	.....	.....	.....	.....	.....	.....	P7.00	.....	B7.10	.....	.....	–	8.30
Oklahoma City	"	Ar	.....	.....	.....	.....	.....	.....	.....	.....	.....	.....	.....	.....	.....	.....	–	.....	.....	Ⓢ7.55	.....
Tulsa	"	Ar	.....	.....	.....	.....	.....	.....	.....	.....	am Ex Su 480	.....	.....	.....	.....	.....	8.30	.....	.....	8.55	.....
Tulsa	"	Lv	.....	.....	.....	.....	.....	Eff. Oct. 8	.....	.....	.....	.....	.....	.....	.....	.....	8.43	.....	Terminates New York See Table 7	9.15	.....
Joplin	"	Lv	.....	.....	.....	.....	.....	.....	.....	.....	.....	.....	.....	.....	.....	.....	–	.....	.....	.....	.....
Springfield, Mo.	CST	Lv	.....	.....	.....	.....	.....	.....	.....	.....	.....	.....	.....	.....	.....	.....	–	.....	.....	.....	.....
St. Louis	CDT	Ar	.....	.....	.....	.....	.....	.....	.....	.....	.....	.....	.....	.....	.....	.....	11.29	.....	.....	.....	.....
St. Louis	"	Lv	.....	.....	.....	.....	.....	.....	B7.30	B8.00	B8.30	.....	.....	.....	.....	S8.40	L1140	.....	.....	.....	.....
Springfield, Ill.	"	Lv	.....	.....	.....	.....	.....	.....	.....	–	–	.....	.....	.....	.....	9.28	.....	.....	.....	.....	.....
Peoria	"	Lv	.....	.....	.....	.....	.....	.....	Ex. Sa. & Su.	–	–	.....	.....	.....	.....	–	.....	.....	.....	.....	.....
Chicago (O'Hare Field)	"	Ar	.....	.....	.....	.....	.....	.....	8.52	9.27	–	.....	.....	.....	.....	.....	.....	.....	.....	.....	.....
Chicago (Midway Airport)	"	Ar	.....	.....	8.00	.....	.....	8.25	.....	–	9.52	.....	.....	.....	11.10	10.27	.....	.....	.....	12.35	12.15
Milwaukee	CDT	Ar	.....	.....	.....	.....	.....	.....	Daily	.....	.....	.....	.....	.....	.....	.....	.....	.....	.....	.....	.....
				DC-7			Ex Sa								DC-6 Ex Sa			DC-6 Sat. Only			
				76		798	580	778				789	582	760	126	738		109			
Chicago (Midway Airport)	CDT	Lv	.....	P8.30	.....	.....	.....	9.00	9.15	.....	.....	.....	.....	L1110	L1200	L1140	.....	.....	.....	L1.00	L1240
Chicago (O'Hare Field)	CDT	Lv	.....	.....	.....	.....	.....	–	–	9.40	.....	.....	.....	–	–	.....	.....	.....	.....	.....	.....
Detroit/Windsor (Willow Run)	EST	Ar	.....	.....	.....	.....	.....	10.15	10.30	10.55	.....	.....	.....	12.25	1.10	.....	.....	.....	.....	.....	.....
Detroit/Windsor (Willow Run)	"	Lv	.....	.....	.....	.....	.....	L1030	L1040	L1110	.....	.....	.....	ⓓ1240	1.30	.....	.....	.....	.....	.....	.....
Cleveland	"	Ar	B6.35	.....	.....	.....	.....	.....	.....	.....	.....	.....	.....	.....	.....	.....	1.57	.....	.....	.....	.....
Cleveland	EST	Lv	.....	B8.00	.....	.....	10.20	.....	.....	.....	.....	.....	L1237	.....	.....	.....	2.10	.....	.....	.....	.....
Toronto	EDT	Lv	.....	.....	.....	.....	–	.....	.....	.....	.....	.....	–	.....	.....	.....	–	.....	.....	.....	.....
Buffalo	"	Ar	.....	.....	.....	.....	12.25	12.50	.....	1.30	.....	.....	2.42	3.00	.....	3.04	4.15	5.35	.....	.....	.....
Buffalo	"	Lv	.....	Disc. Aft. Oct. 7	.....	12.15	.....	1.05	.....	1.42	.....	2.55	2.52	3.10	.....	3.20	4.25	6.05	.....	.....	.....
Toronto	"	Ar	.....	.....	.....	–	.....	–	.....	.....	.....	3.29	–	.....	.....	3.47	.....	.....	.....	.....	.....
Rochester	"	Ar	.....	.....	.....	12.42	.....	1.32	1.12	.....	.....	.....	3.19	.....	.....	4.29	.....	.....	.....	.....	.....
Syracuse	"	Ar	.....	.....	.....	♦1.24	.....	2.17	1.54	.....	.....	.....	4.01	.....	.....	–	.....	.....	.....	.....	.....
Wilkes-Barre/Scranton	"	Ar	.....	.....	.....	–	.....	–	.....	2.47	.....	.....	.....	4.28	.....	.....	.....	.....	.....	.....	.....
Albany/Schenectady	"	Ar	.....	.....	.....	–	.....	3.15	.....	–	.....	.....	.....	4.38	.....	.....	.....	.....	.....	.....	.....
Albany/Schenectady	"	Lv	.....	.....	.....	–	.....	3.25	.....	.....	.....	.....	.....	.....	.....	.....	.....	.....	.....	.....	.....
New York (Newark)	"	Ar	.....	.....	12.20	2.50	.....	.....	.....	3.39	.....	.....	5.26	.....	4.40	–	5.55	.....	.....	.....	.....
New York (International)	"	Ar	.....	.....	.....	.....	.....	.....	3.20	.....	.....	.....	.....	.....	.....	.....	.....	.....	.....	4.55	.....
New York (LaGuardia)	"	Ar	.....	.....	.....	.....	.....	.....	.....	.....	.....	.....	.....	.....	.....	5.55	.....	.....	.....	.....	.....
Hartford/Springfield	"	Ar	.....	.....	.....	.....	.....	.....	.....	.....	.....	.....	.....	5.13	.....	.....	.....	.....	.....	.....	.....
Boston	EDT	Ar	.....	11.05	.....	.....	.....	4.18	.....	.....	.....	.....	.....	6.01	.....	.....	.....	.....	.....	.....	4.35
				am	pm	pm	pm	pm	pm	pm	am	pm	pm	pm	pm	pm	pm	pm	pm	am	pm

For commuter services Chicago and Detroit to Buffalo — Rochester and Syracuse to New York - See Tables 14-19
St. Louis to Chicago and Detroit - See Table 7C *St. Louis to New York and Boston - See Table 9C*
between Ft. Worth/Dallas and Chicago - See Table 12

Service between the WEST COAST and SOUTHWEST to CHICAGO, NEW YORK and BOSTON

(SEE NOTE ON BOTTOM OF PAGE 20)

TABLE 8

			Ex Sa & Su 724			DC-6 148	434		DC-7 Ex Su 94		470							DC-7 40		DC-7 484	900
			am	pm	pm	am	pm	pm	pm	pm	am	pm	pm	pm	pm	pm	pm	am	pm	am	am
San Francisco	PST	Lv	.....	.....	.....	.....	.....	.....	.....	.....	.....	.....	.....	.....	.....	.....	.....	.....	.....	.....	.....
Oakland	"	Lv	.....	.....	.....	.....	.....	.....	.....	.....	.....	.....	.....	.....	.....	.....	.....	.....	.....	.....	.....
Los Angeles	"	Lv	.....	.....	.....	.....	.....	.....	.....	.....	.....	.....	.....	.....	.....	.....	.....	SL♦800	.....	.....	12.20
(International)																					
Los Angeles	"	Lv	.....	.....	.....	.....	.....	.....	.....	.....	.....	.....	.....	.....	.....	.....	.....	.....	.....	.....	.....
(Lockheed Term.)																					
San Diego	PST	Lv	.....	.....	.....	.....	.....	.....	.....	.....	.....	.....	.....	.....	.....	.....	.....	.....	.....	.....	.....
Phoenix	MST	Lv	.....	.....	.....	.....	.....	.....	.....	.....	.....	.....	.....	.....	.....	.....	.....	.....	.....	.....	.....
Tucson	"	Lv	.....	.....	.....	.....	.....	.....	.....	.....	.....	.....	.....	.....	.....	.....	.....	The Mercury	.....	.....	.....
Bisbee/Douglas	"	Lv	.....	.....	.....	.....	.....	.....	.....	.....	.....	.....	.....	.....	.....	.....	.....	.....	.....	.....	.....
El Paso	"	Ar	.....	.....	.....	.....	.....	.....	.....	.....	.....	.....	.....	.....	.....	.....	.....	.....	.....	.....	.....
El Paso	MST	Lv	.....	.....	.....	.....	.....	.....	.....	.....	.....	.....	.....	.....	.....	.....	.....	.....	.....	B7.10	.....
Midland/Odessa	CST	Lv	.....	.....	.....	.....	.....	.....	.....	.....	.....	.....	.....	.....	.....	.....	.....	.....	.....	8.38	.....
Ft. Worth	"	Ar	.....	.....	.....	.....	.....	.....	.....	.....	.....	.....	.....	.....	.....	.....	.....	.....	.....	8.50	.....
Ft. Worth	"	Lv	.....	.....	.....	.....	.....	.....	.....	.....	6.55	.....	.....	.....	.....	.....	.....	.....	.....	9.05	6.30
Dallas	"	Ar	.....	.....	.....	.....	.....	.....	.....	.....	7.10	.....	.....	.....	.....	.....	.....	.....	.....	9.30	.....
Dallas	"	Lv	.....	.....	.....	.....	.....	.....	.....	.....	B7.25	.....	.....	.....	.....	.....	.....	.....	.....	10.32	.....
Oklahoma City	"	Ar	.....	.....	.....	.....	.....	.....	.....	.....	8.27	.....	.....	.....	.....	.....	.....	.....	.....	.....	.....
Tulsa	"	Ar	.....	.....	.....	.....	.....	.....	.....	.....	9.20	.....	.....	.....	.....	.....	.....	.....	.....	11.25	.....
Tulsa	"	Lv	.....	.....	.....	L9.20	.....	.....	.....	.....	9.30	.....	.....	.....	.....	.....	.....	.....	.....	L1135	.....
Joplin	"	Lv	.....	.....	.....	.....	.....	.....	.....	.....	10.19	.....	.....	.....	.....	.....	.....	.....	.....	–	.....
Springfield, Mo.	CST	Lv	.....	.....	.....	.....	.....	.....	.....	.....	10.56	.....	.....	.....	.....	.....	.....	.....	.....	–	.....
St. Louis	CDT	Ar	.....	.....	.....	.....	.....	.....	.....	.....	12.59	.....	.....	.....	.....	.....	.....	.....	.....	2.21	.....
St. Louis	"	Lv	10.05	.....	.....	.....	L1210	.....	L♦1230	.....	L1.10	.....	.....	.....	.....	.....	.....	.....	.....	2.38	.....
Springfield, Ill.	"	Lv	–	.....	.....	.....	–	.....	.....	.....	.....	.....	.....	.....	.....	.....	.....	.....	.....	3.26	.....
Peoria	"	Lv	–	.....	.....	.....	–	.....	.....	.....	.....	.....	.....	.....	.....	.....	.....	.....	.....	4.02	.....
Chicago (O'Hare Field)	"	Ar	11.32	.....	.....	.....	–	.....	.....	.....	.....	.....	.....	.....	.....	.....	.....	.....	.....	–	.....
Chicago (Midway Airport)	"	Ar	.....	.....	.....	.....	1.32	.....	.....	.....	2.32	.....	.....	.....	.....	.....	.....	4.40	.....	4.50	.....
Milwaukee	CDT	Ar	.....	.....	.....	.....	1.32	.....	.....	.....	.....	.....	.....	.....	.....	.....	.....	.....	.....	.....	.....
				DC-6 Ex Sa		Via Nash-ville See Table 7	Daily		The Mercury		Ex Sa	DC-6		Ex Sa	Ex Sa		Ex Sa				Ex Sa
				228	744		792	710			730	586	296	755	588	739	742	716	764	786	311
Chicago (Midway Airport)	CDT	Lv	.....	.....	L1.10	.....	.....	1.55	.....	.....	.....	.....	3.00	.....	.....	.....	.....	3.50	4.10	.....	5.10
Chicago (O'Hare Field)	CDT	Lv	L1145	L1230	–	.....	.....	–	.....	.....	2.30	.....	.....	.....	.....	.....	.....	–	–	.....	–
Detroit/Windsor (Willow Run)	EST	Ar	1.00	.....	2.25	.....	.....	3.10	.....	.....	3.45	.....	.....	.....	.....	.....	.....	5.05	5.25	.....	6.25
Detroit/Windsor (Willow Run)	"	Lv	.....	.....	2.35	.....	.....	3.20	.....	.....	3.55	.....	.....	.....	.....	.....	.....	D5.20	D5.40	.....	D6.40
Cleveland	"	Ar	.....	.....	.....	.....	.....	.....	.....	.....	.....	.....	.....	.....	.....	.....	.....	.....	.....	.....	.....
Cleveland	EST	Lv	.....	.....	.....	.....	.....	.....	.....	.....	.....	4.35	.....	.....	D5.25	.....	.....	.....	.....	D6.15	.....
Toronto	EDT	Lv	.....	.....	.....	.....	4.15	.....	.....	.....	.....	–	.....	.....	–	.....	.....	.....	.....	–	.....
Buffalo	"	Ar	.....	.....	4.55	.....	4.49	5.40	.....	.....	6.15	6.40	.....	.....	7.30	.....	.....	.....	8.00	8.20	9.00
Buffalo	"	Lv	.....	.....	5.05	.....	D5.50	D5.50	.....	.....	D6.25	D6.50	.....	.....	7.40	8.20	8.00	.....	8.10	8.30	9.10
Toronto	"	Ar	.....	.....	–	.....	.....	.....	.....	.....	.....	–	.....	.....	–	8.54	.....	.....	.....	–	.....
Rochester	"	Ar	.....	.....	D5.32	.....	.....	.....	.....	.....	.....	7.17	.....	.....	8.07	.....	.....	.....	8.37	8.57	.....
Syracuse	"	Ar	.....	.....	.....	.....	.....	.....	.....	.....	.....	7.59	.....	.....	–	.....	.....	.....	9.19	9.39	9.57
Wilkes-Barre/Scranton	"	Ar	.....	.....	.....	.....	.....	.....	.....	.....	.....	.....	.....	.....	–	.....	.....	.....	.....	–	.....
Albany/Schenectady	"	Ar	.....	.....	.....	.....	.....	.....	.....	.....	.....	.....	.....	.....	–	.....	.....	.....	.....	10.36	.....
Albany/Schenectady	"	Lv	.....	.....	.....	.....	.....	.....	.....	.....	.....	.....	.....	8.05	–	.....	.....	.....	.....	10.52	.....
New York (Newark)	"	Ar	.....	4.20	.....	.....	.....	7.20	.....	.....	.....	.....	.....	.....	9.42	.....	.....	8.52	.....	.....	.....
New York (International)	"	Ar	.....	.....	.....	.....	.....	–	4.35	.....	.....	9.30	.....	.....	–	.....	.....	.....	.....	.....	.....
New York (LaGuardia)	"	Ar	.....	.....	7.10	4.40	.....	Ex. Sa. –	.....	.....	7.55	.....	6.55	8.58	.....	.....	9.30	.....	10.45	.....	.....
Hartford/Springfield	"	Ar	.....	.....	.....	.....	.....	.....	.....	.....	.....	.....	.....	.....	.....	.....	.....	.....	.....	11.27	.....
Boston	EDT	Ar	.....	.....	.....	.....	.....	8.45	.....	.....	.....	.....	.....	.....	.....	.....	.....	.....	.....	12.15	11.29
			pm	pm	pm	pm	pm	pm	pm	pm	pm	pm	pm	pm	pm	pm	pm	pm	pm	pm	pm

AIR EXPRESS

Air Express

CARRIED ON ALL AMERICAN AIRLINES SCHEDULES—

CALL AIR EXPRESS DIVISION— RAILWAY EXPRESS AGENCY

ALL FLIGHTS DAILY EXCEPT AS NOTED

FOR EXPLANATION OF REFERENCE MARKS SEE PAGE 41

AMERICAN AIRLINES

FOR YOUR CONVENIENCE, Arrivals and Departures are shown in LOCAL TIME as observed in each city.

Service between the WEST COAST and SOUTHWEST to CHICAGO, NEW YORK and BOSTON

(SEE NOTE ON BOTTOM OF PAGE)

TABLE 8

			DC-7	DC-7	DC-6 Air-coach	DC-6 Air-coach	DC-7				DC-7 Ex Sa			DC-6 Ex. Sa.	DC-6	DC-7	DC-7 Air-coach	DC-7 Air-coach	DC-7 Ex Mo
			38	22	622	622	36		706		96		426	156	202	86	680	664	58
			am	am	am	am	am	pm	pm	pm	pm	pm	pm	pm	am	pm	am	am	am
San Francisco	PST	Lv	SL4800	.....	.....	.....	.....	.....	.....	.....	.....	.....	.....	.....	.....	.....	.....	R8.30	.....
Oakland	"	Lv	.....	.....	.....	.....	.....	.....	.....	.....	.....	.....	.....	.....	.....	.....	.....	.....	.....
San Diego	"	Lv	.....	.....	.....	.....	.....	.....	.....	.....	.....	.....	.....	.....	.....	.....	.....	.....	.....
Los Angeles (International)	"	Lv	.....	.....	6.10	6.10	B7640	.....	.....	.....	.....	.....	.....	.....	B7.20	.....	R8.50	.....	L41030
Los Angeles (Lockheed Term.)	"	Lv	.....	.....	–	–	–	.....	.....	.....	.....	.....	.....	.....	–	.....	.....	.....	.....
San Diego	PST	Lv	.....	.....	7.10	7.10	–	.....	.....	.....	.....	.....	.....	.....	–	.....	.....	.....	.....
Phoenix	MST	Lv	.....	.....	9.55	9.55	L4935	.....	.....	.....	.....	.....	.....	.....	10.10	.....	.....	.....	The Mer-
Tucson	"	Lv	.....	.....	P1105	P1105	.....	.....	.....	.....	.....	.....	.....	.....	L1115	.....	.....	.....	cury
Bisbee/Douglas	"	Lv	.....	.....	.....	.....	.....	.....	.....	.....	.....	.....	.....	.....	.....	.....	.....	.....	.....
El Paso	"	Ar	.....	.....	.....	.....	.....	.....	.....	.....	.....	.....	.....	.....	.....	.....	.....	.....	.....
El Paso	MST	Lv	B8.20	.....	.....	.....	.....	.....	.....	.....	.....	.....	.....	.....	.....	.....	The Royal Coach-	The Royal Coach-	.....
Midland/Odessa	CST	Lv	–	.....	.....	.....	.....	.....	.....	.....	.....	.....	.....	.....	.....	.....	man	man	.....
Ft. Worth	"	Ar	11.15	.....	.....	.....	.....	.....	.....	.....	.....	.....	.....	.....	.....	.....	.....	.....	.....
Ft. Worth	"	Lv	11.35	.....	.....	.....	.....	.....	.....	.....	.....	.....	12.25	.....	.....	.....	.....	.....	.....
Dallas	"	Ar	11.50	.....	.....	.....	The	.....	.....	.....	.....	.....	12.40	.....	.....	.....	.....	.....	.....
Dallas	"	Lv	L1215	.....	.....	.....	Mer-	.....	.....	.....	.....	.....	L1252	2.40	↓	.....	.....	.....	.....
Oklahoma City	"	Ar	.....	.....	.....	.....	cury	.....	.....	.....	.....	.....	1.54	↓	3.25	q3.30	.....	.....	.....
Tulsa	"	Ar	.....	.....	.....	.....	.....	.....	.....	.....	.....	.....	2.47	5.55	4.25	4.05	.....	.....	.....
Tulsa	"	Lv	.....	.....	.....	.....	.....	.....	.....	.....	.....	.....	3.00	D6.20	D4.50	D4.30	.....	.....	.....
Joplin	"	Lv	.....	.....	.....	.....	.....	.....	.....	.....	.....	.....	–	↓	↓	↓	.....	.....	.....
Springfield, Mo.	CST	Lv	.....	.....	.....	.....	.....	.....	.....	.....	.....	.....	–	.....	.....	.....	.....	.....	.....
St. Louis	CDT	Ar	.....	Daily	.....	.....	.....	.....	.....	.....	.....	.....	5.46	.....	.....	.....	.....	.....	.....
St. Louis	"	Lv	.....	.....	.....	.....	.....	.....	5.00	.....	D4530	.....	D6.00	.....	.....	.....	.....	.....	.....
Springfield, Ill.	"	Lv	.....	.....	.....	.....	.....	.....	.....	.....	.....	.....	–	.....	.....	.....	.....	.....	.....
Peoria	"	Lv	.....	.....	.....	.....	.....	.....	.....	.....	.....	.....	–	.....	.....	.....	.....	.....	.....
Chicago (O'Hare Field)	"	Ar	.....	.....	.....	.....	.....	.....	Daily	.....	.....	.....	–	.....	.....	.....	.....	.....	.....
Chicago (Midway Airport)	"	Ar	4.55	4.00	6.30	6.30	4.35	.....	6.22	↓	.....	.....	7.22	.....	Via	.....	5.30	5.25	7.10
Milwaukee	CDT	Ar	.....	Ex. Sa.	.....	.....	.....	.....	.....	DC-6 Ex Sa	.....	The	.....	.....	Nash-	.....	.....	.....	.....
															ville				DC-6 Ex Sa
Chicago (Midway Airport)	CDT	Lv	D5.20	D4.25	P7.00	P7.00	D5.00	708	D6.40	238	DC-6 Ex Sa	Mer-	7.45	.....	and	.....	.....	.....	206
Chicago (O'Hare Field)	CDT	Lv	.....	.....	–	–	.....	D5.25	.....	D7.00	.....	cury	9.00	.....	Wash-	.....	.....	.....	D6.00
Detroit/Windsor (Willow Run)	EST	Ar	.....	.....	8.10	.....	.....	6.40	Ex Sa	.....	.....	.....	9.15	8.25	ington	.....	.....	.....	.....
Detroit/Windsor (Willow Run)	"	Lv	.....	.....	8.35	.....	.....	⑥6.55	.....	.....	.....	8.30	.....	8.50	See	.....	.....	.....	.....
Cleveland	"	Ar	.....	.....	.....	.....	.....	–	.....	.....	.....	.....	.....	–	Table	.....	.....	.....	.....
Cleveland	EST	Lv	.....	.....	.....	.....	.....	–	.....	.....	.....	.....	.....	10.45	7	.....	.....	.....	.....
Toronto	EDT	Lv	.....	.....	.....	.....	.....	–	10.04	.....	.....	.....	.....	.....	.....	.....	.....	.....	.....
Buffalo	"	Ar	.....	.....	.....	.....	.....	–	.....	.....	.....	.....	.....	.....	.....	.....	.....	.....	.....
Buffalo	"	Lv	.....	.....	Disc. After Oct. 7	Eff. Oct. 8	.....	–	.....	.....	.....	.....	.....	.....	.....	.....	.....	.....	.....
Toronto	"	Ar	.....	.....	.....	.....	.....	–	.....	.....	.....	.....	.....	.....	.....	.....	.....	.....	.....
Rochester	"	Ar	.....	.....	.....	.....	.....	9.27	.....	.....	.....	.....	11.47	.....	.....	.....	.....	.....	.....
Syracuse	"	Ar	.....	.....	.....	.....	.....	10.09	.....	.....	.....	.....	12.24	.....	.....	.....	.....	.....	.....
Wilkes-Barre/Scranton	"	Ar	.....	.....	.....	.....	.....	–	.....	.....	.....	.....	.....	.....	.....	.....	.....	.....	.....
Albany/Schenectady	"	Ar	.....	.....	.....	.....	.....	11.05	.....	.....	.....	.....	.....	.....	.....	.....	.....	.....	.....
Albany/Schenectady	"	Lv	.....	.....	.....	.....	.....	11.15	.....	.....	.....	.....	.....	.....	.....	.....	.....	.....	.....
New York (Newark)	"	Ar	.....	.....	.....	.....	.....	–	.....	10.50	.....	.....	.....	.....	.....	.....	.....	.....	.....
New York (International)	"	Ar	8.55	8.00	.....	.....	8.35	–	.....	.....	9.35	.....	.....	.....	.....	10.30	.....	.....	.....
New York (LaGuardia)	"	Ar	.....	.....	10.55	11.45	.....	12.08	.....	.....	11.00	12.05	.....	.....	1.00	.....	.....	.....	9.55
Hartford/Springfield	"	Ar	.....	.....	.....	.....	.....	.....	.....	.....	.....	.....	.....	.....	.....	.....	.....	.....	.....
Boston	EDT	Ar	.....	.....	.....	.....	.....	.....	.....	.....	.....	.....	.....	.....	.....	.....	.....	.....	.....
			pm	pm	pm	pm	pm	am	pm	pm	pm	am	am	pm	pm	pm	pm	pm	pm

For commuter services Chicago and Detroit to Buffalo—Rochester and Syracuse to New York - See Tables 14-19
St. Louis to Chicago and Detroit - See Table 7C
St. Louis to New York and Boston-See Table 9C
between Ft. Worth/Dallas and Chicago - See Table 12

FOR YOUR CONVENIENCE, Arrivals and Departures are shown in LOCAL TIME as observed in each city.

AMERICAN AIRLINES

Service between the WEST COAST and SOUTHWEST to CHICAGO, NEW YORK and BOSTON

(SEE NOTE ON BOTTOM OF PAGE 22)

TABLE 8

			DC-7	DC-7	DC-6	DC-6	DC-6	DC-7	DC-7	DC-6	DC-6 Air-coach					DC-7 Ex Sa	DC-6	DC-6	DC-7	DC-6 Ex Mo & Fr	DC-7
			42	44	918	114	166	10	902	158	600	486	474	478	48	954	112	18	212	150	20
			am	am	am	am	am	am	am	pm	am	pm	pm	pm	pm	pm	pm	pm	pm	am	pm
San Francisco	PST	Lv	L4900	.....	7.50	.....	.....	.....	.....	.....	.....	.....	.....	.....	.....	L1235	.....	.....	.....	.....	.....
Oakland	"	Lv	.....	.....	L8.30	.....	.....	.....	.....	.....	.....	.....	.....	.....	.....	.....	.....	.....	.....	.....	.....
San Diego	"	Lv	.....	.....	.....	.....	7.30	.....	.....	.....	.....	.....	.....	.....	.....	.....	.....	.....	.....	.....	.....
Los Angeles (International)	"	Lv	.....	L4930	.....	7.15	B8.40	L4930	L9.45	.....	P1055	.....	.....	.....	S41.30	.....	1.40	D4410	4.25	.....	D4730
Los Angeles (Lockheed Term.)	"	Lv	.....	.....	.....	–	–	.....	.....	.....	.....	.....	.....	.....	.....	.....	.....	.....	–	.....	.....
San Diego	PST	Lv	.....	.....	.....	B8.15	–	.....	.....	.....	.....	.....	.....	.....	.....	4.35	.....	.....	D5.25	.....	.....
Phoenix	MST	Lv	.....	.....	.....	–	L1135	The	.....	.....	.....	.....	.....	.....	The	–	4.55	The	8.10	.....	The
Tucson	"	Lv	.....	.....	.....	11.10	.....	Mer-	.....	.....	.....	.....	.....	.....	Mer-	–	–	Mer-	9.10	Origi-	Mer-
Bisbee/Douglas	"	Lv	.....	.....	.....	–	.....	cury	.....	.....	Disc.	.....	.....	.....	cury	.....	.....	cury	9.55	nates	cury
El Paso	"	Ar	.....	.....	.....	12.20	.....	.....	.....	.....	Aft.	.....	.....	.....	.....	6.05	6.05	.....	10.50	Mex-	.....
El Paso	MST	Lv	.....	.....	.....	L1240	.....	.....	.....	.....	Oct. 7	.....	.....	.....	.....	D6.30	D6.30	.....	11.10	ico	.....
Midland/Odessa	CST	Lv	.....	.....	.....	.....	.....	.....	.....	.....	.....	.....	.....	.....	.....	.....	8.55	.....	–	See	.....
Ft. Worth	"	Ar	.....	.....	.....	.....	.....	.....	.....	.....	.....	.....	.....	.....	.....	.....	10.15	10.15	2.20	Table	.....
Ft. Worth	"	Lv	.....	.....	↓	↓	↓	↓	↓	.....	.....	4.30	4.48	.....	.....	.....	↘	10.40	↘	26	.....
Dallas	"	Ar	The	The	3.55	3.55	4.00	3.40	3.55	.....	.....	4.45	5.03	.....	.....	.....	.....	10.55	.....	B2.50	.....
Dallas	"	Lv	Mer-	Mer-	.....	.....	.....	.....	→	D4.30	.....	D5.00	5.15	D5.25	.....	.....	.....	11.15	.....	.....	.....
Oklahoma City	"	Ar	cury	cury	.....	.....	.....	.....	.....	↓	.....	–	D6.17	–	.....	.....	.....	12.05	.....	.....	.....
Tulsa	"	Ar	.....	.....	.....	.....	.....	.....	.....	Ex Sa	.....	–	7.10	6.45	.....	.....	.....	12.55	.....	.....	.....
Tulsa	"	Lv	.....	.....	.....	Termi-	.....	.....	.....	472	.....	Daily	7.20	⑥6.57	.....	.....	Termi-	.....	.....	.....	.....
Joplin	"	Lv	.....	.....	.....	nates	.....	.....	.....	pm	.....	–	8.09	–	.....	.....	nates	.....	.....	.....	.....
Springfield, Mo.	CST	Lv	.....	.....	.....	New	.....	.....	.....	↓	.....	–	8.46	–	.....	.....	New	.....	.....	.....	.....
St. Louis	CDT	Ar	.....	.....	.....	York	.....	.....	.....	.....	.....	8.50	10.49	9.43	.....	.....	York	.....	.....	.....	.....
St. Louis	"	Lv	.....	.....	.....	See	.....	.....	D7.00	.....	.....	9.00	11.05	9.57	.....	.....	See	.....	.....	.....	.....
Springfield, Ill.	"	Lv	.....	.....	.....	Table	.....	.....	–	.....	.....	–	.....	–	.....	.....	Table	.....	.....	.....	.....
Peoria	"	Lv	.....	.....	.....	7	.....	.....	.....	.....	.....	Ex. Sa.	.....	–	.....	.....	7	.....	.....	.....	.....
Chicago (O'Hare Field)	"	Ar	.....	.....	.....	.....	.....	.....	–	.....	.....	10.27	↓	.....	.....	.....	.....	.....	.....	.....	.....
Chicago (Midway Airport)	"	Ar	5.55	6.10	.....	.....	.....	.....	8.22	8.40	8.30	.....	12.27	11.19	D1010	.....	.....	.....	.....	7.00	.....
Milwaukee	CDT	Ar	.....	.....	.....	.....	.....	.....	.....	Ex Sa	.....	.....	.....	.....	.....	.....	.....	.....	.....	.....	.....
Chicago (Midway Airport)	CDT	Lv	.....	D6.35	.....	.....	.....	.....	.....	9.10	P9.00	↓	.....	.....	10.35	.....	.....	.....	.....	.....	.....
Chicago (O'Hare Field)	CDT	Lv	.....	.....	.....	.....	.....	.....	.....	–	.....	10.40	.....	.....	–	.....	.....	.....	.....	.....	.....
Detroit/Windsor (Willow Run)	EST	Ar	.....	.....	.....	.....	.....	.....	.....	10.20	.....	Ex. Sa.	11.55	.....	11.35	.....	.....	.....	.....	.....	.....
Detroit/Windsor (Willow Run)	"	Lv	.....	.....	.....	.....	.....	.....	.....	10.40	.....	.....	.....	.....	.....	.....	.....	.....	.....	.....	.....
Cleveland	"	Ar	.....	.....	.....	.....	.....	.....	.....	.....	.....	.....	.....	.....	.....	.....	.....	.....	.....	.....	.....
Cleveland	EST	Lv	.....	.....	.....	.....	.....	.....	.....	.....	.....	.....	.....	.....	.....	.....	.....	.....	.....	.....	.....
Toronto	EDT	Lv	.....	.....	.....	.....	.....	.....	.....	.....	Disc.	.....	.....	.....	.....	.....	.....	.....	.....	.....	.....
Buffalo	"	Ar	.....	.....	.....	.....	.....	.....	.....	12.50	Aft.	.....	.....	.....	.....	.....	.....	.....	.....	.....	.....
Buffalo	"	Lv	.....	.....	.....	.....	.....	.....	.....	.....	Oct. 7	.....	.....	.....	.....	.....	.....	.....	.....	.....	.....
Toronto	"	Ar	.....	.....	.....	.....	.....	.....	.....	.....	.....	.....	.....	.....	.....	.....	.....	.....	.....	.....	.....
Rochester	"	Ar	.....	.....	.....	.....	.....	.....	.....	.....	.....	.....	.....	.....	.....	.....	.....	.....	.....	.....	.....
Syracuse	"	Ar	.....	.....	.....	.....	.....	.....	.....	.....	.....	.....	.....	.....	.....	.....	.....	.....	.....	.....	.....
Wilkes-Barre/Scranton	"	Ar	.....	.....	.....	.....	.....	.....	.....	.....	.....	.....	.....	.....	.....	.....	.....	.....	.....	.....	.....
Albany/Schenectady	"	Ar	.....	.....	.....	.....	.....	.....	.....	.....	.....	.....	.....	.....	.....	.....	.....	.....	.....	.....	.....
Albany/Schenectady	"	Lv	.....	.....	.....	.....	.....	.....	.....	.....	.....	.....	.....	.....	.....	.....	.....	.....	.....	.....	.....
New York (Newark)	"	Ar	.....	.....	.....	.....	.....	.....	.....	.....	.....	.....	.....	.....	.....	.....	.....	.....	.....	.....	.....
New York (International)	"	Ar	.....	.....	.....	.....	.....	.....	.....	.....	.....	.....	.....	.....	.....	.....	.....	.....	.....	.....	.....
New York (LaGuardia)	"	Ar	.....	.....	.....	.....	.....	.....	.....	.....	12.55	.....	.....	.....	.....	.....	.....	.....	.....	.....	.....
Hartford/Springfield	"	Ar	.....	.....	.....	.....	.....	.....	.....	.....	.....	.....	.....	.....	.....	.....	.....	.....	.....	.....	.....
Boston	EDT	Ar	.....	10.30	.....	.....	.....	.....	.....	.....	.....	.....	.....	.....	.....	.....	.....	.....	.....	S7.25	.....
			pm	pm	pm	pm	pm	pm	pm	pm	am	am	pm	pm	pm	pm	pm	am	am	am	am

ALL FLIGHTS DAILY EXCEPT AS NOTED

FOR EXPLANATION OF REFERENCE MARKS SEE PAGE 41

FOR YOUR CONVENIENCE, Arrivals and Departures are shown in LOCAL TIME as observed in each city.

AMERICAN AIRLINES

Service between CLEVELAND, CINCINNATI and the WEST COAST via TENNESSEE

For complete service New York-Cincinnati and New York-Louisville see Table 25

AMERICAN AIRLINES

FOR YOUR CONVENIENCE, Arrivals and Departures are shown in LOCAL TIME as observed in each city.

TABLE 9

			561- DC-7 47	Ex Sa & Su 593	583	Ex Su 585	DC-6 Ex Su 161	DC-6 Su On 161	DC-6 167					DC-6 Ex Su 157	DC-6 141	589	DC-6 Air-coach 641	DC-7 Ex Su 43	DC-7 Ex Su 43-49			703	Ex Sa 783
			am	am	am	am	am	am	am	pm	pm	pm	pm	am	am	am	am	am	am	pm	pm	am	am
New York (La Guardia)	EDT	Lv	.....	.....	.....	.....	B8.20	.....	.....	.....	.....	.....	.....	.....	9.05	.....	9.50	.....	.....	.....	.....	.....	.....
Cleveland	EST	Lv	.....	.....	7.00	B8.00	↓	.....	.....	.....	.....	.....	.....	L9.00	–	S8.30	↓	.....	.....	.....	.....	9.05	10.45
Akron/Canton	"	Ar	.....	.....	7.23	↓	↓	.....	.....	.....	.....	.....	.....	↓	–	↓	↓	.....	.....	.....	.....	↓	↓
Akron/Canton	EST	Lv	.....	.....	S7.33	↓	↓	.....	.....	.....	.....	.....	.....	↓	–	↓	↓	.....	.....	.....	.....	↓	↓
Pittsburgh	EDT	Ar	.....	.....	–	↓	↓	.....	.....	.....	.....	.....	.....	↓	10.40	↓	↓	.....	.....	.....	.....	↓	↓
Pittsburgh	EDT	Lv	.....	.....	–	↓	↓	.....	9.55	.....	.....	.....	.....	↓	L1100	↓	↓	.....	.....	.....	.....	↓	↓
Columbus, O.	EST	Ar	.....	.....	8.14	↓	↓	.....	↓	.....	.....	.....	.....	↓	↓	9.16	↓	.....	.....	.....	.....	9.51	↓
Columbus, O.	"	Lv	.....	.....	Ⓢ8.24	↓	↓	.....	↓	.....	.....	.....	.....	↓	↓	9.26	↓	.....	.....	.....	.....	10.01	↓
Dayton	"	Ar	.....	.....	8.57	↓	↓	.....	↓	.....	.....	.....	.....	↓	↓	9.59	↓	.....	.....	.....	.....	10.34	11.48
Dayton	"	Lv	.....	.....	9.07	↓	↓	.....	↓	.....	.....	.....	.....	↓	↓	10.10	↓	.....	.....	.....	.....	10.44	11.58
Cincinnati	"	Ar	.....	.....	9.37	9.18	10.00	.....	10.20	.....	.....	.....	.....	↓	↓	10.40	11.30	.....	.....	.....	.....	11.14	12.28
Cincinnati	EST	Lv	S7.45	S8.05	9.47	↔	10.25	10.25	L1045	.....	.....	.....	.....	.....	.....	.....	P1155	L▲1055	L▲1055	.....	.....	S11.30	.....
St. Louis	CDT	Lv	.....	–	–	.....	.....	–	.....	.....	.....	.....	.....	.....	.....	.....	P2.00	.....	.....	.....	.....	–	.....
Louisville	"	Ar	.....	8.42	10.24	.....	11.00	11.00	.....	.....	.....	.....	.....	.....	.....	.....	.....	.....	.....	.....	.....	12.07	.....
Louisville	CDT	Lv	.....	.....	10.34	.....	.....	.....	.....	.....	.....	.....	.....	.....	.....	.....	.....	.....	.....	.....	.....	L1217	.....
Nashville	CST	Ar	.....	.....	10.30	.....	.....	.....	.....	.....	.....	.....	.....	.....	11.05	.....	.....	.....	.....	.....	.....	12.13	↓
			The Mercury					DC-7		DC-6	DC-7		DC-6 Air-coach				The Mercury				DC-6		DC-6
					401			907		911	87	715	637							405	207		201
Nashville	CST	Lv	Via Chicago See Table 25	.....	L1105	.....	.....	.....	.....	.....	.....	Origi-nates Detroit See Table 8	.....	Via St. Louis See Table 8	Ⓛ1130	.....	.....	Via Chicago See Table 25	Via Chicago See Table 25	.....	.....	Ⓛ1225	1.55
Memphis	"	Ar		.....	12.14	.....	.....	.....	.....	.....	.....		.....		.....	.....	.....			L1240	3.15	1.34	.....
Memphis	"	Lv		.....	.....	.....	.....	.....	.....	.....	.....		.....		2.15	.....	.....			1.49	–	.....	4.05
Little Rock	"	Ar		.....	.....	.....	.....	.....	.....	.....	.....		.....		.....	.....	.....			2.00	–	.....	D5.10
Tulsa	"	Ar		.....	.....	.....	.....	.....	.....	.....	.....		.....		.....	.....	.....			2.50	–	.....	↓
Oklahoma City	"	Ar		.....	.....	.....	.....	.....	.....	.....	.....		.....		.....	.....	.....			↓	–	.....	↓
Houston	"	Ar		.....	.....	.....	.....	.....	.....	.....	.....		.....		.....	.....	.....			↓	–	.....	↓
Dallas	"	Ar		.....	.....	.....	.....	↷	1.00	↷	↷	↓	12.50		.....	.....	.....			4.33	–	.....	↓
Dallas	"	Lv		.....	.....	.....	.....	1.30	1.45	1.40	D▲140	2.15	←		For Complete New York-Nashville Service See Table 7	.....	.....			4.45	–	.....	↓
Ft. Worth	"	Ar		.....	.....	.....	.....	.....	–	↓	↓	2.30	↷		.....	.....	.....			5.00	5.10	.....	↓
Ft. Worth	"	Lv		.....	.....	.....	.....	.....	–	↓	↓	2.45	P3.15		.....	.....	.....			↘	D6.05	.....	↓
Midland/Odessa	CST	Ar		.....	.....	.....	.....	.....	–	↓	↓	4.23	↓		.....	.....	.....			.....	–	.....	↓
El Paso	MST	Ar		.....	.....	.....	.....	.....	3.05	3.00	↓	.....	↓		.....	.....	.....			.....	7.20	.....	7.50
Bisbee/Douglas	"	Ar		.....	.....	.....	.....	.....	–	–	↓	.....	↓		.....	.....	.....			.....	–	.....	8.45
Tucson	"	Ar		.....	.....	.....	.....	.....	D4.55	4.50	The Mercury	.....	↓		.....	.....	.....			.....	9.00	.....	↓
Phoenix	MST	Ar		.....	.....	.....	.....	.....	–	D5.50	↓	.....	↓		.....	.....	.....			.....	10.00	.....	↓
San Diego	PST	Ar		.....	.....	.....	.....	.....	6.05	↓	↓	.....	↓		.....	.....	.....			.....	10.50	.....	↓
Los Angeles (Lockheed Term.)	"	Ar		.....	.....	.....	.....	.....	–	↓	↓	.....	↓		.....	.....	.....			.....	.....	.....	↓
Los Angeles (International)	"	Ar	L1.40	.....	.....	.....	.....	3.50	7.00	↓	↓	.....	↓		.....	.....	.....	5.20	S3.45	.....	.....	.....	9.45
Oakland	"	Ar	.....	.....	.....	.....	.....	.....	.....	↓	↓	.....	↓		.....	.....	.....	.....	.....	.....	.....	.....	.....
San Francisco	PST	Ar	.....	.....	.....	.....	.....	.....	.....	7.50	5.00	.....	↓7.00		.....	.....	.....	.....	.....	S4.00	.....	.....	.....
			pm	am	pm	pm	am	pm	pm	pm	pm	pm	pm	pm	pm	pm	pm	pm	pm	pm	pm	pm	pm

NEW YORK, WASHINGTON, DETROIT and CHICAGO to ARIZONA

TABLE 9A

			DC-7 61-31	DC-6 243-911	DC-6 297	DC-7 31	DC-7 47	DC-6 159-911	DC-7 87-DC-6 911	759	DC-6 Air-coach 609	DC-6 201	DC-6 207	DC-7 37	DC-6 211	DC-6 Air-coach 621
			am	am	am	am	am	am	am	am	am	am	am	pm	pm	pm
New York (LaGuardia Airport)	EDT	Lv	The Mercury	S7.10	.....	.....	.....	.....	.....	Ex. Su.	P1000	11.25	.....	.....	10.20	10.30
New York (N. Y. International Airport)	"	Lv		Via Phil.	Ex. Su.	S9.00	.....	.....	L▲1015	.....	–	–	11.30	L9.100	Via Phila.	–
Washington	EDT	Lv	B8.00	L9.25	.....	The Mercury	.....	Dallas Connection	The Mercury	.....	–	L D1.05	L D1.40	The Mercury	B1240	–
Detroit	EST	Lv	–	Dallas Connection	9.40	.....	S8.55	.....	Dallas Connection	10.30	12.20	Via Oklahoma	Via Phila.	2.55	–	12.15
Chicago (Midway)	CDT	Ar	9.20	.....	10.50	10.55	10.00	.....	.....	11.50	P1250	.....	–	D▲325	–	1.25
Chicago (Midway)	CDT	Lv	L▲1125	↘	.....	L▲1125	↔	L1045	↘	.....	–	–	–	–	7.25	P1.55
Douglas/Bisbee	MST	Ar	–	.....	.....	–	.....	–	.....	.....	–	7.50	9.00	–	8.10	5.35
Tucson	"	Ar	2.30	4.50	.....	2.30	.....	4.50	4.50	.....	4.40	8.45	10.00	6.40	9.10	6.35
Phoenix	MST	Ar	.....	5.50	.....	.....	.....	5.50	5.50	.....	pm	pm	pm	pm	am	am
			pm	pm	am	pm	am	pm	pm	am						
INTERMEDIATE STOPS ⟶				Three				Two	Two		Three	Three	Four		Four	
For more detail refer to Table Nos. ⟶				7				8	7		8	7	7	8	7	8

ALL FLIGHTS DAILY EXCEPT AS NOTED

FOR EXPLANATION OF REFERENCE MARKS SEE PAGE 41

Service between CLEVELAND, CINCINNATI and the WEST COAST via TENNESSEE

For complete service New York-Cincinnati and New York-Louisville see Table 25

AMERICAN AIRLINES

FOR YOUR CONVENIENCE, Arrivals and Departures are shown in LOCAL TIME as observed in each city.

TABLE 9

			DC-7 73	573- DC-7 37	467- DC-7 67	Ex Sa 587	DC-6 153			799	Ex Sa 595	DC-6 173					DC-6 177	Ex Sa 773	721	Ex Sa 797	175- DC-7 41	175 DC-7 59
			am	pm	pm	pm	pm	pm	pm	pm	pm	pm	pm	pm	pm	pm	pm	pm	pm	pm	pm	pm	pm
New York (LaGuardia)	EDT	Lv	.....	.....	.....	.....	.....	.....	.....	.....	.....	3.40	.....	.....	.....	.....	D5.40	.....	.....	.....	.....	.....
Cleveland	EST	Lv	L▲1110	.....	.....	S1205	L1.25	.....	.....	3.00	4.05	↓	.....	.....	.....	.....	↓	D5.25	D6.20	8.50	.....	.....
Akron/Canton	"	Ar	↓	.....	.....	↓	↓	.....	.....	3.23	↓	↓	.....	.....	.....	.....	↓	↓	↓	↓	.....	.....
Akron/Canton	EST	Lv	↓	.....	.....	↓	↓	.....	.....	3.33	↓	↓	.....	.....	.....	.....	↓	↓	↓	↓	.....	.....
Pittsburgh	EDT	Ar	↓	.....	.....	↓	↓	.....	.....	–	↓	↓	.....	.....	.....	.....	↓	↓	↓	↓	.....	.....
Pittsburgh	EDT	Lv	↓	.....	.....	↓	↓	.....	.....	–	↓	↓	.....	.....	.....	.....	↓	↓	↓	↓	.....	.....
Columbus, O.	EST	Ar	↓	.....	.....	12.51	↓	.....	.....	4.14	→	5.00	.....	.....	.....	.....	↓	↓	7.06	9.36	.....	.....
Columbus, O.	"	Lv	↓	.....	.....	S1.01	↓	.....	.....	4.24	↓	5.25	.....	.....	.....	.....	↓	↓	7.16	9.46	.....	.....
Dayton	"	Ar	↓	.....	.....	–	↓	.....	.....	4.57	↓	↓	.....	.....	.....	.....	↓	↓	7.49	10.19	.....	.....
Dayton	"	Lv	↓	.....	.....	–	↓	.....	.....	5.07	↓	↓	.....	.....	.....	.....	↓	↓	8.00	10.29	.....	.....
Cincinnati	"	Ar	↓	.....	.....	1.47	↓	.....	.....	5.37	5.23	↓	.....	.....	.....	.....	↓	6.43	8.30	10.59	.....	.....
Cincinnati	EST	Lv	↓	L1.00	L1.03	1.57	↓	.....	.....	S5.50	S5.35	6.30	.....	.....	.....	.....	7.40	Ⓢ6.55	8.45	.....	8.45	8.45
Louisville	CDT	Ar	↓	↓	↓	2.34	↓	.....	.....	6.27	6.12	↘	.....	.....	.....	.....	↓	7.32	9.22	.....	Ex.Sa.	Ex.Sa.
Louisville	CDT	Lv	↓	↓	↓	2.44	↓	.....	.....	D6.37	↘	D7.00	.....	.....	.....	.....	8.05	↓	9.32	.....	↓	& Su.
Nashville	CST	Ar	↓	↓	↓	2.40	↓	.....	.....	6.33	.....	↓	.....	.....	.....	.....	↓	↓	9.28	.....	↓	↓
				The Mercury	The Mercury	DC-6	Via St. Louis See Table 26	DC-7	DC-6	DC-6		For Complete New York-Dallas Service See Table 7	DC-6	DC-7	DC-6	DC-6		DC-6	DC-6 Air-coach	DC-6 Air-coach	The Mercury	The Mercury
						117		901	207	917	727		903	71	119	149		211	657	655		
Nashville	CST	Lv				5.05		.....	.....	.....	.....		.....	.....	7.50	8.20	↓	.....	10.05	.....	.....	.....
Memphis	"	Ar				6.05		.....	.....	.....	.....		.....	.....	.....	↓	8.40	↷	11.05	.....	.....	.....
Memphis	"	Lv				n6.25		.....	Origi-nates New York See Table 7	.....	.....		.....	.....	.....	10.30	↓	2.15	11.30	.....	.....	.....
Little Rock	"	Ar				7.15		.....	↓	.....	.....		.....	.....	.....	w1210	↓	.....	.....	.....	.....	.....
Tulsa	"	Ar				–		.....	↓	.....	.....		.....	.....	.....	↓	↓	.....	1.20	↷	Via Chi-cago See Table 25	Via Chi-cago See Table 25
Oklahoma City	"	Ar				–		.....	↓	.....	.....		.....	.....	.....	↓	↓	.....	1.40	P2.20		
Houston	"	Ar				–		.....	↓	.....	.....		.....	.....	.....	↓	↓	4.10	1.55	↓		
Dallas	"	Ar				8.55		.....	↓	.....	.....		8.55	↷	10.25	↓	↓	B4.50	.....	↓		
Dallas	"	Lv				9.10		.....	↓	.....	.....		9.10	10.00	10.30	↓	↓	–	.....	↓		
Ft. Worth	"	Ar				9.25	5.10	↓	↓	↓	↓		9.25	–	–	↓	↓	4.10	1.55	↓		
Ft. Worth	"	Lv				.....	.....	D6.00	D6.05	D6.10	D7.25		.....	–	–	↓	↓	B4.50	.....	↓		
Midland/Odessa	CST	Ar				.....	.....	↓	–	–	9.03		.....	–	–	↓	↓	–	.....	↓		
El Paso	MST	Ar				.....	.....	↓	7.20	7.25	.....		.....	–	11.40	↓	↓	Ⓑ6.05	.....	↓		
Bisbee/Douglas	"	Ar				.....	.....	↓	–	.....	.....		.....	–	.....	↓	↓	7.25	.....	↓		
Tucson	"	Ar				.....	.....	↓	9.00	.....	.....		.....	–	.....	↓	↓	8.10	.....	↓		
Phoenix	MST	Ar				.....	.....	↓	10.00	.....	.....		.....	–	.....	↓	↓	9.10	.....	↓		
San Diego	PST	Ar				.....	.....	↓	10.50	.....	.....		12.45	.....	.....	↓	↓	10.00	.....	↓		
Los Angeles (Lockheed Term.)	"	Ar				.....	.....	↓	.....	.....	.....		.....	–	.....	↓	↓	–	.....	↓		
Los Angeles (Int'l.)	"	Ar	S3.25	7.35	.....	.....	.....	8.15	.....	10.40	11.15		1.45	.....	.....	.....	↓	10.55	.....	5.20	↓	5.10
Oakland	"	Ar	↓	↓	.....	.....	.....	↓	.....	↓	↓		.....	.....	.....	.....	↓	.....	.....	↓	5.00	.....
San Francisco	PST	Ar	.....	.....	DS740	.....	.....	↓	.....	↓	↓		.....	.....	.....	.....	↓	.....	.....	↓	↓	.....
			pm	pm	pm	pm	pm	pm	pm	pm	pm		pm	am	pm	pm	am	am	am	am	am	am

ARIZONA to CHICAGO, DETROIT, WASHINGTON and NEW YORK

TABLE 9A

			DC-6 Air-coach 622	DC-6 Air-coach 622	484	DC-7 36	DC-7 42	DC-6 114-DC-7 10	DC-6 202	DC-6 166-DC-7 10	DC-6 954-112	DC-6 212	DC-7 34	DC-7 62	DC-6 Air-coach 606	778	DC-6 910-DC-7 84	DC-6 910-DC-6 Air-coach 624	DC-6 910-DC-6 Air-coach 638
			am	am	pm	am	pm	am	am	am	pm	pm	pm	am	am	am	am	am	am
Phoenix	MST	Lv	9.55	9.55	.....	L▲935	.....	.....	10.10	L D1135	D4.35	8.10	.....	.....	12.25	.....	12.40	12.40	12.40
Tucson	"	Lv	P1105	P1105	.....	–	.....	L D1110	L D1115	–	D4.55	9.10	S▲1145	.....	–	.....	S1.40	P1.40	P1.40
Douglas/Bisbee	MST	Lv	–	–	↷	–	↷	–	–	–	↓	B9.55	–	↷	–	↷	–	–	–
Chicago (Midway)	CDT	Ar	6.30	6.30	5.10	4.35	D6.20	Dallas Con-nection	Via Okla-homa	Dallas Connec-tion	El Paso Con-nection from Phoe-nix only	–	6.35	↷	8.00	↷	Dallas Con-nection	Dallas Con-nection	Dallas Con-nection
Chicago (Midway)	CDT	Lv	P7.00	P7.00	5.10	D5.00	–					–	B7.00	L1000	P8.30	9.00			
Detroit	EST	Ar	–	8.10	6.25	↓	9.30	–	11.30	–		–	↓	1.10	–	10.15	–	–	1.30
Washington	EDT	Ar	Disc. Aft. Oct. 7	Eff. Oct. 8	.....	The Mercury	↓	–	–	–		L1140	The Mercury	.....	12.20	.....	–	–	–
New York (Newark Airport)	"	Ar	–	–	.....	↓	The Mercury	11.00	–	11.00		–	↓	.....	.....	.....	L2.45	–	–
New York (N. Y. International Airport)	"	Ar	–	–	.....	8.35	↓	.....	.....	.....		–	10.35	.....	.....	.....	.....	.....	.....
New York (LaGuardia Airport)	EDT	Ar	10.55	11.45	.....	.....	.....	.....	1.00	.....	7.35	1.45	.....	.....	.....	.....	.....	2.35	3.40
			pm	pm	pm	pm	pm	pm	am	pm	am	pm	am	pm	pm	am	pm	pm	pm
INTERMEDIATE STOPS								One	Three		Four	Five					Two	Two	Three
For more detail refer to Table Nos. ⟶								7	8	7, 9	7	7					7	7	7

AMERICAN AIRLINES

FOR YOUR CONVENIENCE, Arrivals and Departures are shown in LOCAL TIME as observed in each city.

Service between the WEST COAST and CINCINNATI, CLEVELAND via TENNESSEE

For complete service Louisville-New York and Cincinnati-New York see Table 25

TABLE 9

			DC-6 212		DC-7 74	DC-7 Ex Sa 46-56	DC-7 Ex Sa 56	DC-6 Air-coach 642	DC-6 910	DC-6 Air-coach 966	DC-6 Air-coach 638	DC-6 908	DC-7 88	482			DC-6 Air-coach 650	DC-6 208	DC-7 900	DC-6 148	DC-6 216
			am	pm	pm	pm	pm	am	pm	pm	pm	pm	pm	am	am	pm	pm	am	am	am	am
San Francisco	PST	Lv	.....	.....	.....	S4 9.35	.....	.....	8.40	.....	.....	.....	S4 11.20	.....	.....	.....	.....	.....	.....	.....	.....
Oakland	"	Lv	.....	.....	.....	.....	.....	.....	.....	.....	10.40	.....	.....	.....	.....	.....	.....	.....	.....	.....	.....
Los Angeles (International)	"	Lv	.....	4.25	S4 8.55	.....	S4 10.15	10.05	.....	10.35	.....	11.05	.....	.....	.....	.....	11.40	.....	12.20	.....	.....
Los Angeles (Lockheed Term.)	"	Lv	.....	.....	.....	.....	.....	.....	.....	.....	.....	–	.....	.....	.....	.....	.....	.....	.....	.....	.....
San Diego	PST	Lv	.....	D5.25	.....	.....	.....	.....	.....	.....	.....	12.05	.....	.....	.....	.....	.....	.....	.....	.....	.....
Phoenix	MST	Lv	.....	8.10	.....	The Mercury	The Mercury	.....	12.40	.....	.....	–	.....	.....	.....	.....	.....	.....	.....	.....	.....
Tucson	"	Lv	.....	9.10	.....	.....	.....	.....	1.40	.....	.....	–	.....	.....	.....	.....	.....	.....	.....	.....	.....
Bisbee/Douglas	"	Lv	.....	9.55	.....	.....	.....	.....	–	.....	.....	–	.....	.....	.....	.....	.....	.....	.....	.....	.....
El Paso	MST	Lv	.....	11.10	.....	.....	.....	.....	3.10	2.45	.....	–	.....	.....	.....	.....	.....	.....	.....	.....	.....
Midland/Odessa	CST	Lv	.....	–	.....	.....	.....	.....	.....	.....	.....	–	.....	.....	.....	.....	.....	.....	.....	.....	.....
Ft. Worth	"	Ar	.....	2.20	.....	.....	.....	.....	.....	.....	.....	–	.....	.....	.....	.....	.....	.....	.....	.....	.....
Ft. Worth	"	Lv	.....	2.55	.....	.....	.....	.....	.....	.....	.....	–	.....	6.30	.....	.....	.....	.....	.....	.....	B7.00
Dallas	"	Ar	.....	.....	.....	.....	.....	.....	6.25	6.00	6.05	6.30	6.15	6.45	.....	.....	*6.20	.....	6.30	.....	–
Dallas	"	Lv	.....	.....	.....	.....	.....	.....	.....	.....	.....	.....	.....	B7.10	.....	.....	P7.00	B7.05	.....	.....	–
Houston	"	Lv	.....	.....	.....	.....	.....	.....	.....	.....	.....	.....	.....	–	.....	.....	.....	.....	.....	.....	–
Oklahoma City	"	Lv	.....	.....	.....	.....	.....	.....	.....	.....	.....	.....	.....	–	.....	.....	.....	.....	.....	.....	Ⓢ8.15
Tulsa	"	Lv	.....	.....	.....	.....	.....	.....	.....	.....	.....	.....	.....	L8.43	.....	.....	.....	.....	.....	9.20	r8.55
Little Rock	"	Lv	.....	.....	.....	.....	.....	.....	.....	.....	.....	.....	.....	.....	.....	.....	.....	8.45	.....	.....	.....
Memphis	"	Ar	.....	4.45	.....	.....	.....	.....	.....	.....	.....	.....	.....	.....	.....	.....	8.45	9.25	.....	.....	.....
Memphis	"	Lv	.....	5.10	.....	.....	.....	.....	.....	.....	.....	.....	.....	.....	.....	.....	9.10	9.45	.....	.....	.....
Nashville	CST	Ar	.....	6.10	.....	.....	.....	.....	.....	.....	.....	.....	.....	.....	.....	.....	10.10	10.45	.....	11.25	.....
			Ex Sa 580	582		Ex Sa & Su 594								DC-6 168	598					586	786
Nashville	CST	Lv	.....	B7.00	.....															L1215	.....
Louisville	CDT	Ar	.....	8.55	.....															2.10	.....
Louisville	"	Lv	.....	9.05	9.25															2.20	.....
St. Louis	CDT	Lv	.....	–	.....															–	.....
Cincinnati	EST	Ar	.....	9.40	.....															2.55	.....
Cincinnati	"	Lv	8.30	9.55	.....															3.10	3.30
Dayton	"	Ar	9.00	10.25	.....															–	4.00
Dayton	"	Lv	9.10	10.35	.....															–	4.10
Columbus, Ohio	"	Ar	–	11.06	10.34															–	4.41
Columbus, Ohio	EST	Lv	–	S11.16	10.45															–	4.51
Pittsburgh	EDT	Ar	–	–	.....															–	–
Pittsburgh	EDT	Lv	–	–	.....															–	–
Akron/Canton	EST	Ar	–	11.55	.....															–	5.30
Akron/Canton	"	Lv	–	12.05	.....															–	5.40
Cleveland	EST	Ar	10.10	12.27	11.26	B6.35	.....	.....	.....	.....	.....	.....	.....	1.57	.....	.....	3.02	.....	.....	4.25	6.02
New York (LaGuardia)	EDT	Ar	.....	.....	.....	.....	.....	.....	12.50	.....	.....	.....	.....	.....	.....	4.10	.....	.....	.....	.....	.....
			am	pm	am	am	pm	am	pm	pm	pm	pm	pm	pm	pm	pm	pm	am	am	am	pm	pm

CANADIAN SERVICE
NEW YORK - BUFFALO - TORONTO

For complete New York-Buffalo service see Table 17

For additional connections to and from Toronto see Table 8

TABLE 9B

DC-6 107			DC-6 109	DC-6 105		DC-6 283	DC-6 103	Read Down		Read Up	DC-6 102	758	DC-6 284	DC-6 104	792	DC-6 106	740
pm	pm	pm	pm	pm	pm	am	am				am	am	pm	pm	pm	pm	pm
.....	.....	.....	3.45	.....	.....	B8.20	.....	Lv New York (LaGuardia)	EDT	Ar	.....	11.30	1.00	.....	6.30	.....	.....
8.35	.....	.....	–	3.15	.....	–	B8.00	Lv New York (N. Y. International)	"	Ar	9.40	–	↑	2.10	↑	7.40	.....
↓	7.35	D6.30	Sat.	↓	L1255	↓	↓	Lv New York (Newark)	"	Ar	↑	↓	↑	↑	↓	↑	11.55
↓	Ex. Sa.	Ex. Sa.	Only	Ex. Sa.		Ex. Su.	Ex. Sa. & Su.				Ex. Sa. & Su.	Ex. Su.				Ex. Sa.	Ex. Su.
10.25	9.13	8.08	5.15	↓	2.33	9.50	↓	Ar Buffalo	"	Lv	↓	10.00	L1135	↑	5.00	↑	10.25
↓	9.25	8.20	5.35	2.55	10.15	↓	9.50	Lv Buffalo	"	Ar	↑	9.49	11.10	↑	4.49	↑	10.14
10.25	9.59	8.54	6.05	5.05	3.29	10.45	↓	Ar Toronto	EDT	Lv	B8.00	9.15	10.35	L1230	4.15	D6.00	9.40
pm	pm	pm	pm	pm	pm	am	am				am	am	am	pm	pm	pm	pm

ALL FLIGHTS DAILY EXCEPT AS NOTED

FOR EXPLANATION OF REFERENCE MARKS SEE PAGE 41

AMERICAN AIRLINES

FOR YOUR CONVENIENCE, Arrivals and Departures are shown in LOCAL TIME as observed in each city.

Service between the WEST COAST and CINCINNATI, CLEVELAND via TENNESSEE

For complete service Louisville-New York and Cincinnati-New York see Table 25

TABLE 9

				Ex. Sat. 402	Sat. Only 572	DC-6 Ex Sa 174	DC-6 176	DC-6 Ex Sa 156	DC-6 Air-coach 622-560	DC-6 918	DC-6 114	DC-6 166	DC-7 902	DC-7 Air-coach 664-560	DC-7 44-560	DC-6 142	DC-6 590	DC-6 154	DC-7 58-564	DC-6 Air-coach 600-564
				pm	am	pm	pm	pm	am	am	am	am	am	am	am	pm	pm	pm	am	am
San Francisco	PST	Lv	.....	.....	.....	.....	.....	.....	.....	7.50	.....	.....	.....	R4 8.30	.....	.....	.....	.....	.....	.....
Oakland	"	Lv	.....	.....	.....	.....	.....	.....	.....	L8.30	.....	.....	.....	.....	.....	.....	.....	.....	.....	.....
San Diego	"	Lv	.....	.....	.....	.....	.....	.....	.....	.....	.....	7.30	.....	.....	.....	.....	.....	.....	.....	.....
Los Angeles (International)	"	Lv	.....	.....	.....	.....	.....	.....	6.10	.....	7.15	B8.40	L9.45	.....	L4 9.30	.....	.....	L4 10.30	P10.55	.....
Los Angeles (Lockheed Term.)	"	Lv	.....	.....	.....	.....	.....	.....	–	.....	↓	–	.....	.....	.....	.....	.....	.....	.....	.....
San Diego	PST	Lv	.....	.....	.....	.....	.....	.....	7.10	.....	B8.15	–	.....	.....	.....	.....	.....	.....	.....	.....
Phoenix	MST	Lv	.....	.....	.....	.....	.....	.....	9.55	.....	–	L1135	.....	.....	.....	.....	.....	.....	.....	.....
Tucson	"	Lv	.....	.....	.....	.....	.....	.....	P11.05	.....	11.10	.....	.....	.....	.....	.....	.....	.....	.....	.....
Bisbee/Douglas	"	Lv	.....	.....	.....	.....	.....	.....	.....	.....	–	.....	.....	.....	.....	.....	.....	.....	.....	.....
El Paso	MST	Lv	.....	.....	.....	.....	.....	.....	.....	.....	L12.40	.....	.....	.....	.....	.....	.....	.....	.....	.....
Midland/Odessa	CST	Lv	.....	.....	.....	.....	.....	.....	.....	.....	.....	.....	.....	.....	.....	.....	.....	.....	.....	.....
Ft. Worth	"	Ar	.....	.....	.....	.....	.....	.....	Ex. Sa.	.....	.....	.....	.....	Ex. Sa.	Ex. Sa.	.....	.....	.....	Ex Mo	Disc. Aft. Oct. 7
Ft. Worth	"	Lv	.....	9.35	.....	.....	.....	.....	.....	↓	↓	↓	↓	.....	.....	.....	.....	2.00	.....	.....
Dallas	"	Ar	.....	9.50	.....	.....	.....	.....	.....	3.55	3.55	4.00	3.55	.....	.....	.....	.....	–	.....	.....
Dallas	"	Lv	.....	10.05	.....	1.20	.....	D2.40	.....	.....	.....	D4.40	.....	.....	.....	.....	.....	–	The Mercury	.....
Houston	"	Lv	.....	.....	.....	.....	.....	.....	.....	.....	.....	.....	.....	.....	.....	3.25	.....	–	.....	.....
Oklahoma City	"	Lv	.....	.....	.....	.....	.....	.....	.....	.....	.....	.....	.....	.....	.....	.....	.....	–	.....	.....
Tulsa	"	Lv	.....	.....	.....	.....	1.30	.....	.....	.....	.....	.....	.....	.....	.....	.....	.....	–	.....	.....
Little Rock	"	Lv	.....	11.47	.....	.....	2.10	.....	.....	.....	.....	.....	.....	.....	.....	.....	.....	3.40	.....	.....
Memphis	"	Ar	.....	12.34	.....	.....	2.35	Via St. Louis See Table 8	Via Chicago See Table 25	.....	.....	.....	.....	Via Chicago See Table 25	Via Chicago See Table 25	.....	5.00	4.20	Via Chicago See Table 25	Via Chicago See Table 25
Memphis	"	Lv	.....	L12 44	1.50	1.50	.....	.....	.....	Ex. Sat. 596	.....	.....	.....	.....	.....	6.00	6.04	Ex. Sat. 584	.....	.....
Nashville	CST	Ar	.....	1.48	2.54	2.54	.....	.....	.....	.....	.....	.....	.....	.....	.....	.....	.....	.....	.....	.....
				Ex Sa 588																
Nashville	CST	Lv	L1.10	↓	3.05	3.05	↓	↓	↓	.....	.....	.....	.....	.....	.....	D6.25	D6.25	.....	.....	.....
Louisville	CDT	Ar	3.05	.....	5.00	5.00	5.10	5.10	↓	.....	.....	.....	.....	.....	.....	↓	8.20	.....	.....	.....
Louisville	CDT	Lv	3.15	.....	5.10	5.10	D5.30	5.35	↓	7.15	.....	↓	.....	↓	↓	8.30	8.55	↓	↓	↓
Cincinnati	EST	Ar	3.50	.....	5.45	5.45	↓	↓	D9.20	7.50	.....	8.50	.....	D9.20	D9.20	9.05	9.30	10.50	10.50	↓
Cincinnati	"	Lv	4.00	Terminates New York See Table 7	5.55	5.55	↓	↓	↓	8.00	.....	9.20	.....	↓	↓	9.20	9.40	.....	.....	↓
Dayton	"	Ar			–	6.25	↓	↓	↓	8.30	.....	↓	.....	↓	↓	9.50	.....	.....	.....	↓
Dayton	"	Lv			–	S6.35	↓	↓	↓	8.40	.....	.....	.....	↓	↓	10.02	.....	.....	.....	↓
Columbus, Ohio	"	Ar			6.38	7.06	↓	6.35	↓	9.11	.....	.....	.....	↓	↓	10.33	.....	.....	.....	↓
Columbus, Ohio	EST	Lv			S6.48	7.16	↓	D6.55	↓	9.21	.....	↓	.....	↓	↓	10.45	.....	.....	.....	↓
Pittsburgh	EDT	Ar			–	–	↓	↓	↓	.....	.....	11.40	.....	↓	10.20	–	.....	.....	.....	↓
Pittsburgh	EDT	Lv			–	–	↓	↓	↓	.....	.....	.....	.....	↓	10.40	–	.....	.....	.....	↓
Akron/Canton	EST	Ar			7.27	7.55	↓	↓	↓	.....	.....	.....	.....	↓	↓	11.24	.....	.....	.....	↓
Akron/Canton	"	Lv			7.37	8.05	↓	↓	↓	.....	.....	.....	.....	↓	↓	11.34	↓	.....	.....	↓
Cleveland	EST	Ar		5.15	7.59	8.27	↓	8.25	↓	10.02	.....	.....	.....	↓	↓	11.56	10.55	.....	.....	↓
New York (LaGuardia)	EDT	Ar		.....	.....	.....	9.10	10.00	.....	.....	.....	.....	.....	.....	12.10	.....	.....	.....	.....	.....
				pm	pm	pm	pm	pm	am	pm	pm	pm	pm	pm	pm	pm	pm	pm	pm	pm

BOSTON and NEW YORK to ST. LOUIS

TABLE 9C

DC-7 33-DC-6 295	DC-6 295	DC-7 23-295	DC-6 191-717	DC-6 229-327	DC-6 Air-Coach 627-327	DC-7 95	DC-6 205-727	DC-6 Air-coach 641	DC-7 93	Read Down		Read Up	DC-6 Air-coach 642	702-DC-6 220	432-DC-6 224	724-DC-6 228	DC-7 94	470-DC-6 192	484-DC-7 44	DC-7 96	472-Air-coach DC-6 600
pm	pm	pm	pm	pm	pm	pm	am	am	am				pm	pm	pm	pm	pm	pm	am	pm	am
D5.45	j4.00	j3.00	j2.00	j1.00	j1.00	to 1230	j9.15	j8.00	j7.15	Lv Boston	EDT	Ar	j2.45	j3.45	v4.50	.....	.....	j9.50	10.30	11.00	j2.50
–	.....	D5.00	.....	–	Disc. Aft. Oct. 7	S4 2.00	.....	.....	L4 9.15	Lv New York (N. Y. Int'l.)	"	Ar	.....	Ex. Sa. & Sat.	Ex. Su.	Ex. Sa.	4.35	Ex. Sa.	–	9.35	Ex. Sa.
–	.....	–	.....	–	D3.25	The Mercury	L1100	P9.50	The Mercury	Lv New York (Newark)	"	Ar	.....	L1.55	L2.55	4.20	The Mercury	D7.55	–	The Mercury	Disc. Aft. Oct. 7 P1255
–	D6.00	–	D4.00	D3.00	D3.25	4.20	L1100	P9.50	1.30				12.50	L1.55	L2.55	–	L4 12.30	D7.55	–	D4 5.30	D7.00
10.05	10.05	10.05	8.32	7.37	7.37	Thru Express	3.07	1.30	11.35	Ar St. Louis	CDT	Lv	P7.30	B7.30	S8.40	L10.05	L4 12.30	L1.10	D2.38	D4 5.30	D7.00
pm	pm	pm	pm	pm	pm		pm	pm	am				am	am	am	am	pm	pm	pm	pm	pm
C	Via Chicago	C	C	C	C	Thru Express	C	Via Cincinnati	Thru Express				Via Cincinnati	C	C	C	Thru Express	C	C	Thru Express	C

ALL FLIGHTS DAILY EXCEPT AS NOTED

FOR EXPLANATION OF REFERENCE MARKS SEE PAGE 41

AMERICAN AIRLINES

FOR YOUR CONVENIENCE, Arrivals and Departures are shown in LOCAL TIME as observed in each city.

Through Plane Service
From the SOUTHEAST to EL PASO-ARIZONA and CALIFORNIA

TABLE 10

			DC-7 907	DC-7 87	DC-6 167	DC-6 911	DC-6 Aircoach 965	DC-6 Aircoach 637	DC-7 901	DC-6 917	DC-6 207	DC-6 903	DC-7 71
			am	pm	pm	am	am	pm	pm	pm	pm	pm	pm
Miami	Via National Airlines Route	EST Lv	B8.35	.....	.....	.....	9.55	.....	.....	L1245	.....	.....	.....
Tampa		EST Lv	9.50	.....	.....	.....	11.15	.....	.....	2.05	.....	.....	.....
New Orleans		CST Ar	10.40	.....	.....	.....	12.20	.....	.....	3.10	.....	.....	.....
New Orleans		CST Lv	L1115	.....	.....	.....	P1250	.....	.....	3.35	.....	.....	.....
Atlanta	Via Delta Air Lines Route	EST Lv	–	.....	.....	9.15	–	.....	3.10	–	.....	D6.15	.....
Birmingham		CST Lv	–	.....	.....	9.20	–	.....	3.15	–	.....	–	.....
New Orleans		" Ar	–	.....	.....	10.48	–	.....	–	–	.....	7.05	.....
New Orleans		" Lv	–	.....	.....	L1110	–	.....	–	–	.....	7.35	.....
Dallas		" Ar	12.58	↘	↘	1.02	–	.....	–	–	.....	9.27	↘
Dallas		" Lv	1.30	D1.40	1.45	1.40	–	.....	–	–	.....	10.00	10.30
Ft. Worth		" Ar			–	–	2.44	↘	5.30	← 5.29	↘	–	–
Ft. Worth		CST Lv			–	–	3.25	P3.15	D6.00	D6.10	D6.05	–	–
El Paso		MST Ar			3.05	3.00	4.40	.....	.....	7.25	7.20	–	11.40
El Paso		" Lv			3.35	3.30	P5.10	.....	.....	7.50	7.40	–	.....
Tucson		" Ar			D4.55	4.50	–	.....	.....	.....	9.00	.....	.....
Phoenix		MST Ar			–	D5.50	–	.....	.....	.....	10.00	.....	.....
San Diego		PST Ar			6.05	–	–	.....	.....	.....	10.50	.....	.....
Los Angeles (Lockheed Air Term.)		" Ar			–	.....	–	.....	.....	.....	.....	.....	.....
Los Angeles (International Airport)		" Ar	3.50		7.00	–	7.00	.....	.....	.....	.....	.....	.....
Oakland		" Ar	.....		.....	–	.....	↘7.00	.....	.....	.....	.....	.....
San Francisco		PST Ar	.....		.....	7.50	.....	.....	.....	.....	.....	.....	.....
			pm	pm	pm	pm	pm	pm	pm	pm	pm	am	pm

The Trade-wind — The Mercury — The Royal Rocket — The Trade-wind — The Rocket

AMERICAN'S *Carry-On Luggage* program permits you to put one piece of weighed baggage under your seat if it is no larger than 13"x21"x8".

IT'S QUICK, CONVENIENT. TRY IT YOURSELF!

Through Plane Service
Between HOUSTON-SAN ANTONIO and ARIZONA-CALIFORNIA

TABLE 11

DC-6 917	DC-6 207	DC-6 953	DC-6 911	DC-6 Aircoach 663	DC-6 111	DC-6 955	Read Down		Read Up	DC-6 950	DC-6 112	DC-6 954	DC-6 910	DC-6 Aircoach 660	DC-6 Aircoach 966
pm	pm	pm	pm	pm	Noon	am				pm	pm	pm	am	am	am
.....	.....	5.00	.....	12.40	.....	9.10	Lv Houston	Via Continental Air Lines Route	CST Ar	3.40	.....	10.55	.....	8.45	.....
.....	.....	D6.15	.....	2.00	.....	10.25	Lv San Antonio		CST Ar	2.25	.....	9.40	.....	7.25	.....
↘	↘	7.15	↘	3.00	↘	11.25	Ar El Paso		MST Lv	L1125	↗	D6.40	↗	P4.25	←
7.50	7.40	7.45	3.30	P3.25	L1200	L1155	Lv El Paso		" Ar	11.00	6.05	6.05	2.50	3.55	2.20
–	9.00	.....	4.50	–	1.20	–	Ar Tucson		" Lv	↑	4.55	–	1.40	–	↑
–	10.00	.....	D5.50	–	–	1.30	Ar Phoenix		MST Lv	–	–	4.35	12.40	–	.....
–	10.50	The Los Angeles Arrow	.....	5.05	–	The San Francisco Arrow	Ar San Diego		PST Lv	The Texas Arrow	–	The Texas Arrow	↑	12.20	.....
–	.....	↓	.....	–	–	↓	Ar Los Angeles (Lockheed Air Terminal)		" Lv	↑	–	↑	↑	–	.....
–	.....	9.35	.....	6.00	2.35	.....	Ar Los Angeles (International Airport)		" Lv	B7.15	1.40	.....	.....	11.20	10.35
10.40	.....	.....	.....	.....	.....	.....	Ar Oakland		" Lv	.....	.....	.....	.....	.....	.....
11.15	.....	.....	7.50	.....	.....	3.30	Ar San Francisco		PST Lv	.....	.....	L1235	8.40	.....	.....
pm	pm	pm	pm	pm	pm	pm				am	am	pm	pm	pm	pm

From ARIZONA to CALIFORNIA • SAN DIEGO-LOS ANGELES

TABLE 13

			166	Air-coach 621	211	111	955	DC-7 31	Air-coach 663	Air-coach 609	911	167	DC-7 37	201	207	903
			am	am	am	pm	pm	pm	pm	pm	pm	pm	pm	pm	pm	am
Bisbee/Douglas	MST	Lv	.....	.....	7.35	.....	.....	.....	.....	.....	.....	.....	.....	.....	.....	.....
Tucson	"	Lv	.....	5.55	8.30	1.35	.....	S2.55	.....	.....	5.10	D5.20	.....	8.05	9.20	.....
Phoenix	MST	Lv	.....	6.55	9.30	–	1.50	–	.....	5.05	D6.10	–	D7.05	9.05	10.20	.....
San Diego	PST	Ar	.....	7.25	10.00	–	–	3.30	.....	5.35	–	6.05	–	–	10.50	.....
San Diego	"	Lv	7.30	7.40	10.15	–	–	.....	5.20	5.55	–	6.20	–	–	.....	1.05
Los Angeles (Lockheed Air Terminal)	"	Ar	–	–	–	–	–	.....	–	–	–	–	–	–	.....	–
Los Angeles (International Airport)	"	Ar	8.10	8.20	10.55	2.35	–	.....	6.00	6.35	–	7.00	7.35	9.45	.....	1.45
San Francisco	PST	Ar	.....	.....	.....	.....	3.30	.....	.....	.....	7.50	.....	.....	.....	.....	.....
			am	am	am	pm	pm	pm	pm	pm	pm	pm	pm	pm	pm	am

DC-6 EQUIPMENT UNLESS OTHERWISE SHOWN

It's So Easy to fly
AMERICAN
One Call Does All

- complete information
- quick reservations
- easy, convenient ticketing arrangements

Through Plane Service
From CALIFORNIA-ARIZONA and EL PASO to the SOUTHEAST

TABLE 10

			DC-6 114	DC-6 166	DC-6 918	DC-7 10	DC-7 902	DC-7 906	DC-6 910	DC-6 Aircoach 966	DC-6 Aircoach 638	DC-6 908	DC-7 88	DC-6 Aircoach 650	DC-7 900
			am	am	am	am	am	pm	pm	pm	pm	pm	pm	pm	am
San Francisco	PST	Lv	.....	.....	7.50	.....	.....	.....	8.40	.....	.....	.....	S1120	.....	.....
Oakland	"	Lv	.....	.....	L8.30	.....	.....	.....	–	.....	10.40	.....	.....	.....	.....
San Diego	"	Lv	.....	7.30	.....	.....	.....	.....	–	.....	.....	.....	.....	.....	.....
Los Angeles (International Airport)	"	Lv	7.15	B8.40	↓	L9.30	L9.45	D1.00	–	10.35	↓	11.05	↓	11.40	12.20
Los Angeles (Lockheed Air Terminal)	"	Lv	–	–	The Trade-wind	The Mercury	The Royal Rocket	↓	The Rocket	–	↓	The Trade-wind	The Mercury	↓	The Royal Rocket
San Diego	PST	Lv	B8.15	–	↓	↓	↓	↓	–	–	↓	12.05	↓	↓	↓
Phoenix	MST	Lv	–	L1135	↓	↓	↓	Ex. Sa.	12.40	–	↓	–	↓	↓	↓
Tucson	"	Lv	11.10	–	↓	↓	↓	↓	1.40	–	↓	–	↓	↓	↓
El Paso	"	Ar	12.20	–	↓	↓	↓	↓	2.50	2.20	↓	–	↓	↓	↓
El Paso	MST	Lv	L1240	–	↓	↓	↓	↓	3.10	2.45	↓	–	↓	↓	↓
Ft. Worth	CST	Lv	–	–	↓	↓	↓	↓	–	–	↓	–	↓	↓	↓
Dallas	"	Ar	3.55	4.00	3.55	3.40	3.55	7.10	6.25	*6.00	6.05	6.30	6.15	6.20	6.30
Dallas	"	Lv	↘	↘	4.35	↔	4.30	7.40	B7.05	P7.00	↔	B7.10	↔	↔	B7.15
New Orleans	"	Ar	.....	.....	–	↔	6.07	9.17	8.53	–	↔	–	↔	↔	–
New Orleans	"	Lv	.....	.....	–	.....	D6.35	.....	9.13	–	.....	–	.....	.....	–
Birmingham	CST	Ar	.....	.....	–	.....	7.55	.....	–	–	.....	–	.....	.....	9.20
Atlanta	EST	Ar	.....	.....	–	.....	9.56	.....	12.01	–	.....	–	.....	.....	11.21
New Orleans	CST	Ar	.....	.....	6.23	.....	.....	.....	.....	8.48	.....	8.58	.....	.....	.....
New Orleans	CST	Lv	.....	.....	D6.50	.....	.....	.....	.....	9.25	.....	9.40	.....	.....	.....
Tampa	EST	Ar	.....	.....	9.45	.....	.....	.....	.....	12.20	.....	L1235	.....	.....	.....
Miami	EST	Ar	.....	.....	11.04	.....	.....	.....	.....	1.39	.....	1.54	.....	.....	.....
			pm	pm	pm	pm	pm	pm	pm	pm	am	pm	am	am	am

Via National Airlines Route: Miami – Tampa – New Orleans

Via Delta Air Lines Route: New Orleans – Birmingham – Atlanta

Fly **AMERICAN** then Rent-A-Car **HERTZ-AVIS NATIONAL**

Rent a car when you make your plane reservation. Have a car awaiting your arrival at destination.

NONSTOPS Between CHICAGO and DALLAS/FT. WORTH

TABLE 12

	DC-6 Ex Mon. & Fri. 151	DC-7 71	DC-7 23	DC-6 Aircoach 691	DC-6 159	Read Down		Read Up	DC-6 Aircoach 690	DC-7 26	DC-6 Sun. Only 240	DC-7 22	DC-6 158	DC-6 Ex Mon. & Fri. 150
	am	pm	pm	pm	am				am	pm	pm	pm	pm	am
	1.05	8.15	D7.25	P1230	L1045	Lv Chicago (Midway)		CDT Ar	11.10	12.15	1.40	4.00	8.40	7.00
	Disc. 3.20	10.05	9.15	–	1.00	Ar Dallas		CST Lv	P7.00	8.30	L9.30	L1215	D4.30	Disc. Aft. 9/28 B2.50
	Aft. 9/29	.....	9.45	2.45	.....	Ar Ft. Worth		CST Lv	.....	.....	.....	11.35	.....	
	am	pm	pm	pm	pm				am	am	am	am	pm	am

From CALIFORNIA to ARIZONA • LOS ANGELES-SAN DIEGO

TABLE 13

			Air-coach 622	DC-7 36	114	202	166	954	112	212	DC-7 34	Air-coach 606	910	908	Air-coach 660
			am	am	am	am	am	pm	pm	pm	pm	pm	pm	pm	pm
San Francisco	PST	Lv	.....	.....	.....	.....	.....	L1235	.....	.....	.....	.....	8.40	.....	.....
San Diego	"	Lv	.....	.....	.....	.....	7.30	–	.....	.....	.....	.....	–	.....	.....
Los Angeles (International Airport)	"	Lv	6.10	B6.40	7.15	B7.20	B8.40	–	1.40	4.25	.....	8.35	–	11.05	11.20
Los Angeles (Lockheed Air Terminal)	"	Lv	–	–	–	–	–	–	–	–	.....	–	–	–	–
San Diego	"	Ar	6.50	–	7.55	–	–	–	–	5.05	.....	9.15	–	11.45	12.00
San Diego	PST	Lv	7.10	–	B8.15	–	–	–	–	D5.25	S8.55	9.35	–	.....	.....
Phoenix	MST	Ar	9.35	9.10	–	9.55	11.15	4.15	–	7.50	–	12.00	12.20	.....	.....
Tucson	"	Ar	10.35	.....	10.50	10.50	.....	.....	4.35	8.50	11.20	.....	1.20	.....	.....
Bisbee/Douglas	MST	Ar	.....	.....	.....	.....	.....	.....	.....	9.45	.....	.....	.....	.....	.....
			am	am	am	am	am	pm	pm	pm	pm	Midn.	am	pm	Midn.

DC-6 EQUIPMENT UNLESS OTHERWISE SHOWN

FOR LUXURY FLY *Mercury*

ALL FLIGHTS DAILY EXCEPT AS NOTED

FOR EXPLANATION OF REFERENCE MARKS SEE PAGE 41

AMERICAN AIRLINES

FOR YOUR CONVENIENCE, Arrivals and Departures are shown in LOCAL TIME as observed in each city.

AMERICAN AIRLINES

NONSTOP SERVICE WESTBOUND

For Additional Local and Connecting Services See Table 8

★ NEW YORK EVERY HOUR ON THE HOUR CHICAGO ★

TABLE 14

			DC-6	DC-7	DC-6 Aircoach	DC-6	DC-6	DC-6	DC-7	DC-6	DC-6 Aircoach
			215	31	609	205	217	221	37	223	631
			am	am	am	am	Noon	pm	pm	pm	pm
New York (LaGuardia)	EDT	Lv	B8.00	.....	P10 00	L11 00	L12 00	**L1.00**	.....	**2.00**	.....
New York (N. Y. Int'l.)	"	Lv	Ex. Sa. & Su.	S9.00	–	–	–	Ex. Sa. & Su.	L1.00	–	.....
New York (Newark)	EDT	Lv	–	–	–	–	–	–	–	–	2.55
Chicago (O'Hare Field)	CDT	Ar	–	–	–	–	–	*Disc. Aft. 9/30*	–	–	–
Chicago (Midway)	CDT	Ar	10.15	10.55	12.20	1.15	2.15	3.15	2.55	4.15	5.10
			am	am	pm	pm	pm	pm	pm	pm	pm

			DC-6	DC-6 Aircoach	DC-6 x	DC-7	DC-6	DC-6 x	DC-6 Aircoach	DC-6	DC-6	DC-6	DC-7
			229	627	191	23	235	193	619	295	227	247	41
			pm	pm	pm	pm	pm	pm	pm	pm	pm	pm	pm
New York (LaGuardia)	EDT	Lv	3.00	3.25	D4.00 Ex. Sa.	.....	.....	D4500	5.30	D6.00	D7.00	8.00	.....
New York (N. Y. Int'l.)	"	Lv	Ex. Sa.	–	–	D5.00	.....	–	–	–	Ex. Sa.	Ex. Sa.	S11 00
New York (Newark)	EDT	Lv	–	*Disc. Aft. Oct. 7*	The Captain's Flagship	–	D5.00 Ex. Sa.	The Captain's Flagship	–	–	–	–	Ex. Sa.
Chicago (O'Hare Field)	CDT	Ar	5.15	–	(‡)	–	–	(‡)	*Eff. Oct. 8*	–	9.15	–	–
Chicago (Midway)	CDT	Ar	.....	5.45	6.15	6.55	7.10	7.15	7.50	8.15	.....	10.15	12.55
			pm	pm	pm	pm	pm	pm	pm	pm	pm	pm	am

AMERICAN has the most frequent nonstop Service between **DETROIT** and **NEW YORK**

★ NEW YORK to DETROIT ★

TABLE 15

			DC-6	DC-6	DC-6	DC-6	DC-6	DC-6		DC-6	DC-6	DC-6	DC-6 Aircoach
			297	133	121	135	123	137	747	131	139	129	621
			am	am	am	pm	pm	pm	pm	pm	pm	pm	pm
New York (LaGuardia)	EDT	Lv	.....	B8.30	L1030	L12 30	3.00	D4.30	D5.30	.....	D6.30	8.45	10.30
New York (N. Y. Int'l.)	"	Lv	Ex. Su.	Ex. Su.	–	Ex. Sa. & Su.	–	–	Ex. Sa.	Ex. Sa.	–	Ex. Sa.	–
New York (Newark)	EDT	Lv	B8.00	–	–	–	–	–	–	D5.30	–	–	–
Detroit/Windsor (Willow Run)	EST	Ar	9.20	9.50	11.50	1.50	4.20	5.50	7.15	6.50	7.50	10.05	11.50
			am	am	am	pm	pm	pm	pm	pm	pm	pm	pm

★ DETROIT to CHICAGO ★

TABLE 16

			715	DC-7 47	707	DC-6 297	DC-6 Aircoach 607	DC-6 231	759	723	727	DC-7 Aircoach 689	729	767
			am	am	am	am	am	am	am	am	Noon	pm	pm	pm
Detroit/Windsor (Willow Run)	EST	Lv	B7.05 Ex. Su.	S8.55	9.05	9.40 Ex. Su.	10.00 *Disc. Aft. Oct. 7*	10.15 Ex. Sa.	10.30 Ex. Su.	L11 35	L12 00	12.50 *Eff. Oct. 8*	1.50 Ex. Sa.	3.00
Chicago (O'Hare Field)	CDT	Ar	8.25	The Mercury	10.25	–	11.25	–	12.55	–	1.20	1.55	3.10	4.20
Chicago (Midway)	CDT	Ar	.....	10.00	Ex. Sa. & Su.	10.50	11.10	.....	11.50	.....			–	–
			am	am	am	am	am	am	am	pm	pm	pm	pm	pm

			743	327	DC-6 123	717	781	DC-7 747	761	735	753	DC-6 Aircoach 621
			pm	pm	pm	pm	pm	pm	pm	pm	pm	am
Detroit/Windsor (Willow Run)	EST	Lv	4.05	4.30	5.00	D5.30 Ex. Sa.	D5.50	D7.25 Ex. Sa.	7.50	8.30 Ex. Sa.	10.53	12.15
Chicago (O'Hare Field)	CDT	Ar	Ex. Sa.	–	Sat. Only	–	7.10	8.45	–	9.50	Ex. Sa.	–
Chicago (Midway)	CDT	Ar	5.25	5.50	6.10	6.50	.....	.....	9.10	.....	12.13	1.25
			pm	pm	pm	pm	pm	pm	pm	pm	am	am

Leave when you like . . . There's an **AMERICAN AIRLINES** flight ready when you are

FOR YOUR CONVENIENCE, Arrivals and Departures are shown in LOCAL TIME as observed in each city.

NONSTOP SERVICE EASTBOUND

For Additional Local and Connecting Services See Table 8

★ CHICAGO EVERY HOUR ON THE HOUR NEW YORK ★

TABLE 14

			DC-7	DC-6	DC-6 Aircoach	DC-6	DC-6	DC-6	DC-6	DC-6	DC-6	DC-6	DC-6
			34	214	606	204	214	220	224	248	228	216	222	296
			am	am	am	am	am	am	am	Noon	pm	pm	pm	pm
Chicago (Midway)	CDT	Lv	B7.00	.....	P8.30	9.00	.....	L10 00	L11 00	L12 00	.....	**L1.00**	**2.00**	**3.00**
Chicago (O'Hare Field)	CDT	Lv	–	B8.00	–	.....	9.00	–	–	–	L12 30	–	–	–
New York (Newark)	EDT	Ar	–	Ex. Su.	12.20	Ex. Sa. & Su.	Ex. Su.	–	Ex. Su.	–	4.20	–	Ex. Sa.	–
New York (N. Y. International)	"	Ar	10.35	*Disc. Aft. 9/30*	.....	*Disc. Aft. 9/30*	*Eff. 10/1*	–	–	–	Ex. Sa.	–	–	–
New York (LaGuardia)	EDT	Ar	.....	11.55	.....	12.55	12.55	1.55	2.55	3.55	.....	4.55	5.55	6.55
			am	am	pm	pm	pm	pm	pm	pm	pm	pm	pm	pm

			DC-6 x	DC-6 Aircoach	DC-7	DC-6 x	DC-7	DC-7	DC-6	DC-6 Aircoach	DC-6 Aircoach	DC-6	DC-6 Aircoach	DC-6
			192	614	22	194	36	38	206	608	622	238	600	242
			pm	pm	pm	pm	pm	pm	pm	pm	pm	pm	pm	pm
Chicago (Midway)	CDT	Lv	D4.00 Ex. Sa.	4.00	D4.25	D4500 Ex. Sa.	D5.00	D5.20	.....	6.00	P7.00	D7.00	P9.00	10.00
Chicago (O'Hare Field)	CDT	Lv	–	*Eff. 10/8*	Ex. Sa.	–	–	–	D6.00	–	–	Ex. Sa.	–	Ex. Sa. & Su.
New York (Newark)	EDT	Ar	The Captain's Flagship	–	–	The Captain's Flagship	–	–	–	–	*Disc. Aft. 10/7*	**10.50**	*Disc. Aft. 10/7*	–
New York (N. Y. International)	"	Ar	(‡)	–	8.00	(‡)	8.35	8.55	Ex. Sa. –	–	–	.....	–	–
New York (LaGuardia)	EDT	Ar	7.55	7.55	.....	8.55	.....	.....	9.55	9.55	10.55	.....	12.55	1.55
			pm	pm	pm	pm	pm	pm	pm	pm	pm	pm	am	am

★ DETROIT to NEW YORK ★

TABLE 15

			DC-6	DC-6	DC-6	DC-6	DC-6	DC-6		DC-6	DC-6	DC-6 Aircoach
			120	210	130	126	122	128	716	132	134	622
			am	am	am	pm	pm	pm	pm	pm	pm	pm
Detroit/Windsor (Willow Run)	EST	Lv	B8.30	L10 30	L12 30	1.30	2.30	D5.00	D5.20	D6.30	8.00	8.35
New York (Newark)	EDT	Ar	–	–	–	4.40	–	–	8.52	–	–	*Eff. 10/8*
New York (N. Y. International)	"	Ar	Ex. Su.	–	Ex. Sa.	Ex. Sa.	–	Ex. Sa.	Ex. Sa.	–	Ex. Sa.	–
New York (LaGuardia)	EDT	Ar	11.40	1.40	3.40	.....	5.40	8.10	.....	9.40	11.10	11.45
			am	am	pm	pm	pm	pm	pm	pm	pm	pm

★ CHICAGO to DETROIT ★

TABLE 16

			756	732	DC-7 Aircoach 686	778	702	704	760	DC-6 126	724	744	710
			am	am	am	am	am	am	am	Noon	am	pm	pm
Chicago (Midway)	CDT	Lv	Ex. Su.	B7.50	8.10	9.00	9.15	.....	L11 10	L12 00	Ex. Sa. & Su.	**L1.10**	**1.55**
Chicago (O'Hare Field)	CDT	Lv	B7.00	Ex. Sa. & Su.	*Eff. 10/9*	–	–	9.40	–	Ex. Sa.	L11 45	–	–
Detroit/Windsor (Willow Run)	EST	Ar	8.15	9.05	9.10	10.15	10.30	10.55	12.25	1.10	1.00	2.25	3.10
			am	am	am	am	am	am	pm	pm	pm	pm	pm

			730	716	764	484	708	DC-6 Aircoach 622	426	DC-6 Aircoach 628	DC-6 158	DC-7 52	DC-7 48	486
			pm	pm	pm	pm	pm	pm	pm	pm	pm	pm	pm	pm
Chicago (Midway)	CDT	Lv	Ex. Sa.	3.50	4.10	5.10	.....	P7.00 *Eff. 10/8*	7.45	8.00 *Disc. Aft. 10/7*	9.10	9.10 Sat. Only	10.35 Ex. Sa. The Mercury	..... Ex. Sa. 10.40
Chicago (O'Hare Field)	CDT	Lv	2.30	– Ex. Sa.	–	–	D5.25	–			Ex. Sa.			
Detroit/Windsor (Willow Run)	EST	Ar	3.45	5.05	5.25	6.25	6.40	8.10	9.00	9.10	10.20	10.10	11.35	11.55
			pm	pm	pm	pm	pm	pm	pm	pm	pm	pm	pm	pm

ONLY *AMERICAN* OFFERS NONSTOP SERVICE EVERY *HOUR* ON THE *HOUR* between CHICAGO and NEW YORK from 9 A.M. to 7 P.M.

ALL FLIGHTS DAILY EXCEPT AS NOTED

FOR EXPLANATION OF REFERENCE MARKS SEE PAGE 41

AMERICAN AIRLINES

FOR YOUR CONVENIENCE, Arrivals and Departures are shown in LOCAL TIME as observed in each city.

For Additional Local and Connecting Services See Table 8

★ NEW YORK to BUFFALO NONSTOPS ★

TABLE 17

			DC-6	DC-6				DC-6						DC-6
			283	153	789	781	721	109	367	739	709	311	287
			am	am	pm	pm	pm	pm	pm	pm	pm	pm	pm
New York (LaGuardia)	EDT	Lv	B8.20	11.05	.....	.....	3.45	3.45	D5.25	.....	.....	.....	9.45
New York (N. Y. Int'l.)	"	Lv	Ex. Su.	–	.....	.....	Ex. Sa.	Sat. Only	–	Ex. Sa.	Ex. Sa.	Ex. Sa.	Ex. Sa.
New York (Newark)	"	Lv	–	–	L1255	3.15	–	–	–	D6.30	D7.00	7.35	–
Buffalo	EDT	Ar	9.50 am	12.35 pm	2.33 pm	4.53 pm	5.23 pm	5.15 pm	7.03 pm	8.08 pm	8.38 pm	9.13 pm	11.15 pm

AMERICAN HAS THE FASTEST SERVICE BETWEEN **DALLAS** AND **LOS ANGELES**

★ BUFFALO to DETROIT and CHICAGO ★

TABLE 18

				DC-6				DC-6 Aircoach				
			707	279	759	731	727	601	767			
			am	am	am	am	am	pm	pm			
Buffalo	EDT	Lv	S8.25	8.40	9.50	10.13	L1120	P1245	2.15			
Detroit/Windsor (Willow Run)	EST	Ar	8.53	–	10.18	–	ⓛ1148	–	2.43			
Chicago (O'Hare Field)	CDT	Ar	10.25	Ex. Su.	Ex. Su.	–	–	–	4.20			
Chicago (Midway)	CDT	Ar	Ex. Sa. & Su. 9.50	9.50	11.50	11.40	1.20	1.55	.....			
			am	am	am	am	pm	pm	pm			

			743	717	781	761	769	735	753			
			pm	pm	pm	pm	pm	pm	pm			
Buffalo	EDT	Lv	3.25	4.50	5.10	D 7.10	D7.20	7.50	10.10			
Detroit/Windsor (Willow Run)	EST	Ar	3.53	D5.18	D5.38	7.38	–	Daily 8.18	10.38			
Chicago (O'Hare Field)	CDT	Ar	Ex. Sa.	Ex. Sa. –	7.10	–	–	Ex. Sa. 9.50	Ex. Sa.			
Chicago (Midway)	CDT	Ar	5.25	6.50	.....	9.10	8.47	.....	12.13			
			pm	pm	pm	pm	pm	pm	am			

ONLY AMERICAN GIVES YOU 4-ENGINE DC-6 NONSTOP SERVICE BETWEEN TORONTO AND NEW YORK

—

FOR PRESSURIZED CABIN COMFORT WITH A SEPARATE LOUNGE FOR YOUR PLEASURE, FLY AMERICAN TO TORONTO

See Table 9B

★ NEW YORK to SYRACUSE and ROCHESTER ★

TABLE 19

			731	783	705	771	799	327	773	787		
			am	am	am	am	am	pm	pm	pm		
New York (LaGuardia)	EDT	Lv	.....	B7.25	.....	11.00	L1130	1.20	1.55	1.55		
New York (N. Y. Int'l.)	"	Lv	Ex. Su.	Ex. Sa. & Su.	Ex. Su. 8.40	–	–	–	Ex. Sa. –	Sat. Only		
New York (Newark)	"	Lv	B7.05	–	–	–	–	–	Via Albany	Via Albany		
Syracuse	"	Ar	8.27	8.47	10.07	12.22	12.52	2.42	3.49	3.49		
Rochester, N. Y.	EDT	Ar	9.11	9.36	10.51	1.06	1.39	3.26	4.34	4.34		
			am	am	am	pm	pm	pm	pm	pm		

			793	761	797	725	389	373	775			
			pm	pm	pm	pm	pm	pm	pm			
New York (LaGuardia)	EDT	Lv	.....	.....	D5.30 Ex. Sa.	..... Ex. Sa.	7.30	.....	.....			
New York (N. Y. Int'l.)	"	Lv	.....	.....	–	–	–	8.40	.....			
New York (Newark)	"	Lv	3.40	4.45	–	D7.25	–	Via Albany	9.55			
Syracuse	"	Ar	5.02	–	6.52	8.47	–	10.34	11.17			
Rochester, N. Y.	EDT	Ar	.....	6.20	7.36	.....	9.05	11.20	12.06			
			pm	pm	pm	pm	pm	pm	am			

AMERICAN AIRLINES

carries

more passengers

than any airline in the world

FOR YOUR CONVENIENCE, Arrivals and Departures are shown in LOCAL TIME as observed in each city.

For Additional Local and Connecting Services See Table 8

★ BUFFALO to NEW YORK NONSTOPS ★

TABLE 17

			DC-6		DC-6							
			282	758	284	722	482	792	710	730	742	740
			am	am	am	pm	pm	pm	pm	pm	pm	pm
Buffalo	EDT	Lv	B7.35	10.00	L1135	1.25	4.25	5.00	D5.50	D6.25	8.00	10.25
New York (Newark)	"	Ar	– Ex. Su.	– Ex. Su.	–	– Ex. Sa.	5.55	–	7.20	– Ex. Sa.	–	11.55 Ex. Sa.
New York (N. Y. International)	"	Ar	–	–	–	–	.....	–	.....	–	–	.....
New York (LaGuardia)	EDT	Ar	9.00	11.30	1.00	2.55	.....	6.30	.....	7.55	9.30	.....
			am	am	pm	pm	pm	pm	pm	pm	pm	pm

AMERICAN HAS THE MOST FREQUENT **SERVICE** BETWEEN **BUFFALO** AND **NEW YORK**

★ CHICAGO and DETROIT to BUFFALO ★

TABLE 18

			756	DC-6 Aircoach 602	778	704	760	738	744			
			am	am	am	am	am	am	pm			
Chicago (Midway)	CDT	Lv	..... Ex. Su.	P8.30	9.00	.....	L1110	L1140	L1.10			
Chicago (O'Hare Field)	CDT	Lv	B7.00	–	–	9.40	–	–	–			
Detroit/Windsor (Willow Run)	EST	Lv	ⓑ8.25	–	L1030	L1110	ⓛ 1240	–	2.35			
Buffalo	EDT	Ar	10.45 am	11.30 am	12.50 pm	1.30 pm	3.00 pm	3.04 pm	4.55 pm			

			710	730	764	484	706	DC-6 158				
			pm	pm	pm	pm	pm	pm				
Chicago (Midway)	CDT	Lv	1.55	.....	4.10	5.10	D6.40	9.10				
Chicago (O'Hare Field)	CDT	Lv	–	2.30 Ex. Sa	–	–	– Ex. Sa.	– Ex. Sa.				
Detroit/Windsor (Willow Run)	EST	Lv	3.20	3.55	D5.40	D6.40	–	10.40				
Buffalo	EDT	Ar	5.40 pm	6.15 pm	8.00 pm	9.00 pm	10.04 pm	12.50 am				

AMERICAN AIRLINES

carries

more air cargo

than any airline in the world

★ ROCHESTER and SYRACUSE to NEW YORK ★

TABLE 19

			770	772	766	712	762	728	746	732	798	
			am	am	am	am	am	am	am	am	pm	
Rochester, N. Y.	EDT	Lv	.....	.....	B7.30	8.37	.....	.....	10.20	11.57	12.52	
Syracuse	"	Lv	B7.20	B7.20	–	9.19	10.22	10.22	–	L1240	t1.35	
New York (Newark)	"	Ar	– Ex. Sa. & Su.	8.35 Sat. Only	– Ex. Su.	10.34 Sun. Only	11.37 Ex. Su.	– Sun. Only	– Ex. Su.	1.55 Ex. Sa. & Su.	2.50	
New York (N. Y. International)	"	Ar	.....	.....	.....	.....	.....	.....	.....	.....	.....	
New York (LaGuardia)	EDT	Ar	8.35	.....	8.55	.....	.....	11.37	11.45	.....	.....	
			am	am	am	am	am	am	am	pm	pm	

			702	582	738	794	744	586	588	764	708	
			pm	pm	pm	pm	pm	pm	pm	pm	pm	
Rochester, N. Y.	EDT	Lv	1.22	3.29	3.57	.....	D5.45	7.27	8.17	8.47	9.37	
Syracuse	"	Lv	2.05	4.11	4.40	D5.30	–	8.10	–	9.30	10.20	
New York (Newark)	"	Ar	–	5.26	–	6.45 Ex. Sa.	–	– Ex. Sa.	9.42	–	–	
New York (N. Y. International)	"	Ar	–	.....	–	.....	–	9.30	..... Ex. Sa.	–	Via Albany	
New York (LaGuardia)	EDT	Ar	3.20	.....	5.55	.....	7.10	.....	.....	10.45	12.08	
			pm	pm	pm	pm	pm	pm	pm	pm	am	

Progressive Industry Uses America's Largest Air Cargo Service . . .

American Airlines

Airfreight

FOR EXPLANATION OF REFERENCE MARKS SEE PAGE 41

AMERICAN AIRLINES

AMERICAN AIRLINES

FOR YOUR CONVENIENCE, Arrivals and Departures are shown in LOCAL TIME as observed in each city.

BOSTON to PHILADELPHIA and WASHINGTON

For complete service Philadelphia-Washington see Table 28

TABLE 20

			DC-6 Air-coach 653-405	531	361	251 ⊛	251-467	349	253-349 ⊛	255-315 ⊛	303	379	257-419 ⊛	329	305-117 DC-6	259-117 ⊛	381	261-347 ⊛	339-569	263-407 ⊛	325	275 ⊛	DC-6 Air-coach 635-657	335	277-171 ⊛ DC-6	DC-6 Air-coach 655	269-211 ⊛	343
			am	am	am	am	am	am	am	am	am	am	Noon	pm	pm	pm	pm	pm	pm	pm	pm	pm	pm	pm	pm	pm	pm	pm
Boston	EDT	Lv	7.00	B7.30	B7.45	S8.00	S8.00	9.00	9.00	10.00	11.00	L1145	12.00	L1230	1.00	1.00	1.30	2.00	3.00	4.00	D4.25	D5.30	6.00	7.00	7.30	7.50	8.00	9.00
New York (LaGuardia)	"	Lv	8.25 Ex. Su.	Ex. Fr. Sa. Su.	–	Ex. Su.	9.30 Ex. Su.	10.35 Ex. Su.	10.35 Disc. Aft. Oct. 7	L1135	L1230	–	1.30	Non-stop	2.35 Disc. Aft. Oct. 7	2.35 Eff. Oct. 8 Ex. Sa. & Su.	Ex. Sa. & Su.	3.55	4.55	D5.55	–	Ex Sa. Non-stop	7.25	–	8.30 Ex. Sa.	9.00 Eff. Oct. 8 Ex. Sa.	9.25	10.20	10.40 Ex. Sa.
New York (N. Y. Int'l.)	"	Lv	–	Non-stop	–	–	–	–	Eff. Oct. 8 Ex. Sa. & Su.	–	–	1.23	–	↓	–	3.41	–	–	–	6.03	7.05	7.30	–	–	–	11.05	–	–
Philadelphia	"	Ar	–	9.23	–	10.21	–	11.55	11.55	12.55 pm	1.50 pm	2.23 pm	2.50 pm	2.45 pm	3.50 pm	3.50 pm	4.41 pm	5.15 pm	6.15 pm	7.15 pm	7.05 pm	↓	8.40 pm	9.50 pm	10.15 pm	10.40 pm	..... pm	12.00 Midn.
Washington	EDT	Ar	9.45 am	9.45 am	..... am	10.45 am	..... am	11.55 am	11.55 am	12.55 pm	1.50 pm	2.23 pm	2.50 pm	2.45 pm	3.50 pm	3.50 pm	4.41 pm	5.15 pm	6.15 pm	7.15 pm	7.05 pm	7.30 pm	8.40 pm	9.50 pm	10.15 pm	10.40 pm	..... pm	12.00 Midn.

PROVIDENCE to NEW YORK and WASHINGTON

For complete service New York-Washington see Table 23

TABLE 21

			405 Ex. Su.	321 Ex. Sa. & Su.	567	327 Ex. Sa. & Su.	357	569 Ex. Sa.	403	387	355 Ex. Sa.	
			am	am	am	Noon	pm	pm	pm	pm	pm	
Providence	EDT	Lv	S7.05	8.35	10.35	12.00	2.00	3.40	5.20	8.35	11.35	
New York (LaGuardia)	EDT	Ar	8.03	9.33	11.33	12.58	2.58	4.38	6.18	9.33	1.06	
			↓	↓	↓			↓	↓		Via Hartford	
			405	321 Ex. Sa. & Su.	567	419	347	569	403 Ex. Sa.	343 Ex. Sa.		
New York (LaGuardia)	EDT	Lv	8.25	9.55	L1155 Via Balt.	1.30	3.55	4.55	D6.40	10.40	.....	
Washington	EDT	Ar	9.45 am	11.15 am	1.37 pm	2.50 pm	5.15 pm	6.15 pm	8.00 pm	12.00 Midn.	..... am	

YOU
"LEAVE WHEN YOU LIKE"
FOR *AMERICAN* HAS
THE MOST SERVICE
Between Boston and Washington

HARTFORD / SPRINGFIELD to NEW YORK and WASHINGTON

For complete service New York-Washington see Table 23

TABLE 22

			301 Ex. Su.		315 Ex. Su.	323	347 Ex. Sa.	407	351		353 Ex. Sa.	355 Ex. Su.
			am	am	am	pm	pm	pm	pm	pm	pm	am
Hartford Springf'ld, Mass.	EDT	Lv	S7.10	.....	10.30	12.40	2.50	4.50	7.40	.....	10.25	12.20
New York (LaGuardia)	EDT	Ar	7.56	→	11.16	1.26	3.36	5.36	8.26	→	11.11	1.06
			↓		↓	DC-6	↓	↓	DC-6			
			301 Ex. Fr. Sa. Su.	405	315	117	347	407	171 Ex. Sa.	755		
New York (LaGuardia)	EDT	Lv	B8.15	8.25	L1135	2.35	3.55	D5.55	9.00	9.20	.....	.....
Washington	EDT	Ar	9.35 am	9.45 am	12.55 pm	3.50 pm	5.15 pm	7.15 pm	10.15 pm	10.40 pm	..... pm	..... am

FLY AMERICAN
THEN RENT-A-CAR
HERTZ-AVIS NATIONAL
Rent a car when you make your plane reservation. Have a car awaiting your arrival at destination.

NEW YORK-WASHINGTON — *NONSTOPS*

TABLE 23

			501	401	301	405	DC-6 251 ⊛	321	349	DC-6 201	315	303	419	DC-6 117			
			am	am	am	am	am	am	am	am	am	pm	pm	pm			
New York (LaGuardia)	EDT	Lv	B7.00	B7.55	B8.15	8.25	9.30	9.55	10.35	11.25	L1135	L1230	1.30	2.35			
New York (N. Y. Int'l.)	"	Lv	Ex. Sa. & Su.	–	Ex. Fr. Sa. & Su.	–	Ex. Su.	Ex. Sa. & Su.	Ex. Su.	–	–	–	–	–			
New York (Newark)	"	Lv	–	–	–	–	–	–	–	–	–	–	–	–			
Washington	EDT	Ar	8.20 am	9.15 am	9.35 am	9.45 am	10.45 am	11.15 am	11.55 am	12.40 pm	12.55 pm	1.50 pm	2.50 pm	3.50 pm			

			DC-6 273 ⊛	347	569	DC-6 119	407	403	DC-6 657 Aircoach	335	DC-6 171	755	DC-6 655 Aircoach	343			
			pm	pm	pm	pm	pm	pm	pm	pm	pm	pm	pm	pm			
New York (LaGuardia)	EDT	Lv	3.10	3.55	4.55	5.20	D5.55	D6.40	7.25	8.30	9.00	9.20	9.25	10.40			
New York (N. Y. Int'l.)	"	Lv	– Ex. Sa.	–	–	– Ex. Sa.	–	– Ex. Sa.	–	– Ex. Sa.	– Ex. Sa.	–	–	– Ex. Sa.			
New York (Newark)	"	Lv	–	–	–	–	–	–	–	–	–	–	–	–			
Washington	EDT	Ar	4.25 pm	5.15 pm	6.15 pm	6.35 pm	7.15 pm	8.00 pm	8.40 pm	9.50 pm	10.15 pm	10.40 pm	10.40 pm	12.00 Midn.			

WASHINGTON and PHILADELPHIA to BOSTON

For complete service Washington-Philadelphia see Table 28

TABLE 20

			DC-6 112-Air-coach 658	500-Air-coach 658	334	410	410-⊛ DC-6 254	392	378	378	330	338	258 ⊛	340	340-⊛ DC-6 260	212-340	260 ⊛	DC-6 212-⊛	DC-6 Air-coach 638-384	324	DC-6 276 ⊛	416	380	532	402-DC-6 Air-coach 608	406-390	DC-6 202-312
			am	am	am	am	am	am	am	am	am	am	pm	pm	pm	pm	pm	pm	pm	pm	pm	pm	pm	pm	pm	pm	pm
Washington	EDT	Lv	B6.25	B7.05	B7.45	9.10	9.10	9.15	.....	11.05	11.00	L1210	S12.10	1.05	1.05	Disc.	.....	.....	3.55	S5.15	D610	6.15	7.50	.....	9.05	11.50
Philadelphia	"	Lv	–	–	8.50	Disc. Aft. 10/7	Ex S.S	–	L1205	L1205	Ex.Su.	↓	Ex. Sa.	Disc. Aft. 10/7	–	1.05 Aft. 10/7	1.05 Eff. 10/8	3.00	D500	–	Ex. Sa.	–	D7.15	Ex Sa	9.28	–	Ex. Sa.
New York (N. Y. Int'l.)	"	Lv	Ex.Su.	Ex. Fr. Sa. Su.	Ex. Su.	Eff. 10/8	Eff. 10/8	Ex. Fr. Sa. & Su.	–	–	–	Non-stop	–	Eff. 10/8	–	–	–	–	–	Non-stop	7.45	8.15 Ex. Sa.	Non-stop	–	–	–
New York (LaGuardia)	"	Lv	8.45	8.45	–	10.45 Ex. Su.	10.45	Non-stop	Ex. Su.	Sun. Only	12.45	↓	1.45	2.45	2.45	2.45 Aft. 10/7	2.45 Eff. 10/8	4.45	–	–	7.45	Disc. Aft. 10/7	↓	10.45	11.20	1.45
Boston	EDT	Ar	9.45 am	9.45 am	10.24 am	11.50 am	11.45 am	11.17 am	1.39 pm	1.39 pm	1.50 pm	2.12 pm	2.45 pm	3.50 pm	3.45 pm	3.50 pm	3.45 pm	5.50 pm	6.34 pm	↓	9.20 pm	9.52 pm	11.45 pm	12.50 am	2.50 am	

WASHINGTON and NEW YORK to PROVIDENCE

For complete service Washington-New York see Table 23

TABLE 21

				DC-6 274 ⊛	302	362	DC-6 258 ⊛	340	308	570	406	406	
			am	am	am	am	pm	pm	pm	pm	pm	pm	
Washington	EDT	Lv	.....	B7.20	8.55	10.50	S1210	1.05	D5.25	8.10	9.05	9.05	
New York (LaGuardia)	EDT	Ar	.....	8.35	10.10	12.05	1.20 Ex. Sa.	2.20	6.40	9.25	10.20	10.20	
					↓	↓							
			316 Ex. Sa. & Su.	542	302 ExSa&Su	362	344 Ex. Sa.	322	516	328 Ex. Sa.	390 Ex. Sa.	342 Sat. Only	
New York (LaGuardia)	EDT	Lv	S7.10	8.55	10.30	12.25	2.15	3.40	7.10	10.00	11.20	11.45	
Providence	EDT	Ar	8.05 am	9.50 am	11.25 am	1.20 pm	3.10 pm	4.35 pm	8.05 pm	10.55 pm	12.15 am	1.10 am	

AMERICAN HAS THE
fastest – most frequent
Nonstop Service
BETWEEN
ST. LOUIS
AND
CLEVELAND

WASHINGTON and NEW YORK to HARTFORD / SPRINGFIELD

For complete service Washington-New York see Table 23

TABLE 22

				524 Ex. Sa. & Su.	410 Ex. Su.	578 Ex. Su.	340	752	416	406		
			am	am	am	am	pm	pm	pm	pm		
Washington	EDT	Lv	.....	B7.40	9.10	L1130	1.05	4.45	D6.10	9.05		
New York (LaGuardia)	EDT	Ar	.....	8.55	10.25	12.45	2.20	6.00	7.25	10.20		
				↓		↓						
			336 Ex. Su.	524	350 Ex. Su.	348 Ex. Sa.	414	314	304 Ex. Sa.	342		
New York (LaGuardia)	EDT	Lv	S6.00	9.15	11.25	1.35	3.15	6.25	9.10	11.45		
Hartford Springf'ld, Mass.	EDT	Ar	6.43 am	9.58 am	12.08 pm	2.18 pm	3.58 pm	7.08 pm	9.53 pm	12.28 am		

For Your Convenience
There's a handy
QUICK REFERENCE INDEX
On Pages 2 and 3

WASHINGTON-NEW YORK — *NONSTOPS*

TABLE 23

			DC-6 112	500	DC-6 ⊛ 274	524	DC-6 116	302	410	362	330	578	DC-6 ⊛ 258	340
			am	am	am	am	am	am	am	am	am	am	pm	pm
Washington	EDT	Lv	B6.25	B7.05	B7.20	B7.40	B8.05	8.55	9.10	10.50	11.00	L1130	S1210	1.05
New York (Newark)	"	Ar	–	–	–	–	–	–	–	–	–	–	–	–
New York (N. Y. Int'l.)	"	Ar	–	Ex. Fr. Sa. & Su.	Ex. Su.	Ex. Sa. & Su.	Ex. Su.	Ex. Sa.	Ex. Su.	Ex. Sa.	Ex. Su.	Ex. Su.	Ex. Sa.	–
New York (LaGuardia)	EDT	Ar	7.35 am	8.20 am	8.30 am	8.55 am	9.15 am	10.10 am	10.25 am	12.05 pm	12.15 pm	12.45 pm	1.20 pm	2.20 pm

			566	DC-6 Aircoach 650	DC-6 208	DC-6 100	752	308	416	570	406	DC-6 154	DC-6 Aircoach 654	DC-6 202
			pm	pm	pm	pm	pm	pm	pm	pm	pm	pm	pm	pm
Washington	EDT	Lv	3.10	3.20	4.30	4.40	4.45	D5.25	D6.10	8.10	9.05	10.05	10.35	11.50
New York (Newark)	"	Ar	–	–	–	–	–	– Ex. Sa.	–	–	–	–	–	–
New York (N. Y. Int'l.)	"	Ar	–	–	–	–	–	–	–	–	–	–	–	–
New York (LaGuardia)	EDT	Ar	4.25 pm	4.30 pm	5.40 pm	5.50 pm	6.00 pm	6.40 pm	7.25 pm	9.25 pm	10.20 pm	11.15 pm	11.45 pm	1.00 am

ALL FLIGHTS DAILY EXCEPT AS NOTED

FOR EXPLANATION OF REFERENCE MARKS SEE PAGE 41

AMERICAN AIRLINES

FOR YOUR CONVENIENCE, Arrivals and Departures are shown in LOCAL TIME as observed in each city.

AMERICAN AIRLINES

FOR YOUR CONVENIENCE, Arrivals and Departures are shown in LOCAL TIME as observed in each city.

BOSTON-NEW YORK — NONSTOPS

TABLE 24

			DC-6 653 Aircoach	705	505	DC-6 251 ⊛	349	DC-6 253 ⊛	517	DC-6 255 ⊛	303	DC-6 257 ⊛	DC-7 95	305	DC-6 259 ⊛	381	DC-6 261 ⊛
			am	am	am	am	am	am	am	am	am	Noon	pm	pm	pm	pm	pm
Boston	EDT	Lv	7.00	S7.15	S7.40	S8.00	9.00	9.00	9.15	10.00	11.00	12.00	12.30	1.00	1.00	1.30	2.00
New York (Newark)	"	Ar	— Ex. Su.	—	— Ex. Sa. & Su.	— Ex. Su.	Disc. After Oct. 7	Eff. Oct. 8 Ex. Sa.	— Ex. Sa. & Su.	—	—	—	— Ex. Sa.	Disc. After Oct. 7	Eff. Oct. 8 Ex. Sa.	Ex. Su.	—
New York (N. Y. Int'l.)	"	Ar	—	8.25	—	—				—	—	—	1.35			2.40	—
New York (LaGuardia)	EDT	Ar	8.05	.....	8.50	9.05	10.10	10.05	10.25	11.05	12.10	1.05	.....	2.10	2.05	.....	3.05
			am	am	am	am	am	am	am	am	pm	pm	pm	pm	pm	pm	pm

			339	DC-6 263 ⊛	307	DC-6 265 ⊛	DC-6 635 Aircoach	311	335	373	DC-6 277 ⊛	DC-6 655 Aircoach	DC-6 269 ⊛	343	DC-6 271 ⊛	399	359	377
			pm	pm	pm	pm	pm	pm	pm	pm	pm	pm	pm	pm	pm	pm	pm	pm
Boston	EDT	Lv	3.00	4.00	5.00	5.00	6.00	6.10	7.00	7.15	7.30	7.50	8.00	9.00	9.30	9.45	10.00	11.50
New York (Newark)	"	Ar	—	—	Disc. After Oct. 7	Eff. Oct. 8	—	7.25 Ex. Sa.	— Ex. Sa.	— Ex. Sa.	Eff. Oct. 8 Ex. Sa.	—	—	— Ex. Sa.	—	— Sun. Only	Disc. After Oct. 8 Ex. Sa.	— Ex. Sa.
New York (N. Y. Int'l.)	"	Ar	—	—			—	.....	—	8.25		—	—	—	—			—
New York (LaGuardia)	EDT	Ar	4.10	5.05	6.10	6.05	7.05	.....	8.10	Disc. After Oct. 7	8.35	8.55	9.05	10.10	10.35	10.55	11.10	1.00
			pm	pm	pm	pm	pm	pm	pm		pm	pm	pm	pm	pm	pm	pm	am

WASHINGTON - CHICAGO

NEW YORK - WASHINGTON - CINCINNATI - LOUISVILLE - INDIANAPOLIS - CHICAGO and to WEST COAST Connections

TABLE 25

			DC-7 61	561	565	DC-6 Ex Su 161	DC-7 Ex Su 43	573	467	DC-6 Air-coach 641	567	DC-6 165	DC-7 67	Ex Sa 575	DC-6 173	DC-6 163	Ex Sa 569	Sat. Only 569	DC-6 177	DC-6 Ex Sa 175
			am	am	am	am	am	pm	am	am	am	pm	pm	am	pm	pm	pm	pm	pm	pm
New York (LaGuardia)	EDT	Lv	.....	.....	B6.45	B8.20	.....	.....	9.35	9.50	L1155	L1245	.....	.....	3.40	D4.50	4.55	4.55	D5.40	D6.40
Philadelphia	"	Lv	.....	.....	—	.....	.....	.....	10.31		—		.....	.....			—	—		
Baltimore	"	Lv	.....	.....	8.05	.....	.....	.....	—		1.15		.....	.....			—	—		
Washington	EDT	Ar	.....	.....	8.27	.....	.....	.....	11.21		1.37		.....	.....			6.15	6.15		
Richmond, Va.	EST	Lv	.....	.....	.....	.....	.....	.....	E8.36		E1035		E1154	.....			s4.15	s4.15		
Washington	EDT	Lv	B8.00	.....	8.42	.....	.....	.....	L1138		1.50		S▽2.15	.....	Via Co-lum-bus See Table 9		D6.30	D6.30		
Elkins	EST	Ar	.....	.....	—	.....	.....	.....	—		1.55		.....	.....			—	—		
Elkins	"	Lv	.....	.....	—	.....	.....	.....	—		2.05		.....	.....			—	—		
Parkersburg/Marietta	"	Ar	.....	.....	—	.....	.....	.....	—		2.45		.....	.....			—	—		
Parkersburg/Marietta	"	Lv	.....	.....	—	.....	.....	.....	—		2.55		.....	.....			—	—		
Charleston, W. Va.	"	Ar	.....	.....	9.12	.....	.....	.....	—		3.26		.....	.....			7.00	7.00		
Charleston, W. Va.	"	Lv	.....	.....	9.22	.....	.....	.....	—		3.36		.....	.....			7.10	7.10		
Cincinnati	"	Ar	.....	.....	10.25	◀1000	.....	.....	12.53	11.30	4.39	2.25	.....	.....		6.30	8.13	8.13		8.20
Cincinnati	EST	Lv	.....	S7.45	10.35	10.25	▽1055	L1.00	1.03	P1155	4.50	2.50	.....	D5.25		.....		8.25		8.45
Louisville	CDT	Ar	.....	—	p12.07	11.00	The Mer-cury	—	p2.34		p6.12	p6.12	.....	—	6.30	.....	p9.22	p9.22	7.40	p9.22
Indianapolis	CST	Ar	.....	7.28	10.18	.....	▼	—	12.46	Via St. Louis See Table 9	4.33	2.30	.....	—	.....	.....	p8.25	8.08	.....	8.25
Indianapolis	CST	Lv	.....	7.40	L1031	.....		—	L1256		D4.48		.....	—	.....	.....		8.20	.....	8.45
Chicago (Midway)	CDT	Ar	9.20	9.39	12.30	◀	12.05	2.27	2.55	▼	6.47	.....	3.35	6.52	.....	.....	.....	10.19	.....	10.40
			DC-7	DC-7 Air-coach	DC-7 Air-coach	DC-7	DC-7	DC-7 Air-coach	DC-7		DC-7		DC-7	DC-7	DC-6 Air-coach	DC-6 Air-coach			DC-7	DC-7
			47	681	665	49	43	689	37		55		67	65	667	685			41	59
Chicago (Midway)	CDT	Lv	L▲1030	R▲1115	R▲1130	L▲1225	L▲1235	K▲225	D▲325		D▲325	.....	D▲405	D▲545	K▲635	K▲640	.....	.....	B▲125	B▲200
Los Angeles (Lockheed Air Term.)	PST	Ar	The Mer-cury 1.40	Eff. Oct. 8 2.25	Eff. Oct. 7 —	The Mer-cury ▼	The Mer-cury S3.45	— The Royal Coach-man 5.35	The Mer-cury 7.35		The Mer-cury 6.35	.....	The Mer-cury ▼	The Mer-cury S8.55	The Royal Coach-man —	The Royal 9.50 Coach-man	.....	.....	The Mer-cury — Ex. Su.	The Mer-cury 5.10 Ex. Su. & Mo.
Los Angeles (International)	"	Ar			—				Via Phoe-nix						10.10		.....	.....		
Oakland	"	Ar	.....	.....	—	S▽4.00	.....	.....	.....		S▽7.40	.....	.....	.....	.....	.....	.....	.....	5.00	.....
San Francisco	PST	Ar	.....	.....	3.05	.....	.....	.....	.....		.....	.....	.....	.....	.....	.....	.....	.....	am	am
			pm	pm	pm	pm	pm	pm	pm		pm	pm	pm	pm	pm	pm	pm	pm		

AMERICAN'S NEW DC-6 COMMUTER FLAGSHIP SERVICE BETWEEN BOSTON NEW YORK WASHINGTON BRINGS YOU MORE SEATS AT RUSH HOURS

NEW YORK - BOSTON — NONSTOPS

TABLE 24

			354	DC-6 278 ⊛	DC-6 250 ⊛	358	DC-6 658 Aircoach	DC-6 252 ⊛	346	410	DC-6 254 ⊛	DC-6 256 ⊛	330	DC-6 258 ⊛	340	DC-6 260 ⊛	DC-6 262 ⊛
			am	am	am	am	am	am	am	am	am	am	pm	pm	pm	pm	pm
New York (LaGuardia)	EDT	Lv	S7.00	S7.00	S7.45	.....	8.45	9.45	10.15	10.45 Disc. Aft. Oct. 7	10.45 Eff. Oct. 8 Ex. Sa.	11.45	12.45	1.45	2.45 Disc. Aft. Oct. 7	2.45 Eff. Oct. 8	3.45
New York (N. Y. Int'l.)	"	Lv	Disc. Aft. Oct. 7 Ex. Sa. & Su.	Eff. Oct. 8 Ex. Sa. & Su.	— Ex. Su.	S8.20 Ex. Su.	— Ex. Su.	—	— Ex. Sa. & Su.	—	—	—	— Ex. Su.	—	—	—	—
New York (Newark)	EDT	Ar	8.05	8.00	8.45	9.25	9.45	10.45	11.20	11.50	11.45	12.45	1.50	2.45	3.50	3.45	4.45
			am	am	am	am	am	am	am	am	am	pm	pm	pm	pm	pm	pm

			320	DC-6 630 Aircoach	384	DC-6 184	DC-6 264 ⊛	518	DC-6 266 ⊛	710	416	380	398	DC-6 270 ⊛	DC-7 96	DC-6 608 Aircoach	376	312
			pm	pm	pm	pm	pm	pm	pm	pm	pm	Disc. Aft. 10/7	pm	pm	pm	pm	pm	am
New York (LaGuardia)	EDT	Lv	4.15 Ex. Sa. & Su.	4.15	4.45	4.45	5.45	6.45 Disc. Aft. Oct. 7	6.45 Eff. Oct. 8	..... Ex. Sa.	7.45	8.15 Ex. Sa.	8.45 Ex. Sa.	9.45 —	.....	10.45	11.45 Sun. Only	1.45 Ex. Su.
New York (N. Y. Int'l.)	"	Lv	Eff. Oct. 8	—	Ex. Sa.	Sat. Only	—	—	—	7.35	—	—	—	—	10.00 Ex. Sa.	—	—	—
New York (Newark)	EDT	Ar	5.20	5.15	5.50	5.45	6.45	7.50	7.45	8.45	8.50	9.20	9.50	10.45	11.00	11.45	12.50	2.50
			pm	pm	pm	pm	pm	pm	pm	pm	pm	pm	pm	pm	pm	pm	am	am

CHICAGO - WASHINGTON

CHICAGO - INDIANAPOLIS - LOUISVILLE - CINCINNATI - WASHINGTON - NEW YORK and from WEST COAST Connections

TABLE 25

			DC-6 Air-coach 642	DC-7 Ex Sa 46	DC-7 56		DC-7 Air-coach 662	DC-7 Air-coach 686		DC-7 Air-coach 688						DC-7 38	DC-7 40	DC-7 Aircoach 680	DC-7 42	DC-7 Aircoach 664	DC-7 44	DC-7 Ex Mo 58		DC-6 Air-coach 600
			pm	pm	pm	am	pm	pm	am	pm	am	am	am	pm	pm	am	am	am	am	am	am	am	am	am
San Francisco	PST	Lv	.....	S▲9.35	.....	.....	G▲1030	.....	.....	Eff. Oct. 8	.....	.....	.....	.....	.....	S▲8.00	.....	.....	L▲9.00	R▲8.30	.....	.....	.....	P1055
Oakland	"	Lv	.....	The Mer-cury	.....	.....	Eff. Oct. 7 The Royal Coach-man	The Royal Coach-man	.....	The Royal Coach-man	.....	.....	.....	.....	.....	The Mer-cury	.....	.....	The Mer-cury	The Royal Coach-man	.....	.....	.....	Disc. Aft. Oct. 7
Los Angeles (International)	PST	Lv	P1005	▼	S▲1015	.....	▼	▼	.....	▼	.....	.....	.....	.....	.....	▼	SL▲830	The Mer-cury	▼	▼	L▲930 The Mer-cury	L▲1030 The Mer-cury	.....	▼
Los Angeles (Lockheed Air Term.)	PST	Lv																						
Chicago (Midway)	CDT	Ar	Via St. Louis See Table 9	6.30	6.55	.....	7.25	7.40	.....	8.25	.....	.....	.....	.....	.....	L▲4.55	4.40	5.30	5 55	5.25	6.10	7.10	8.30
				DC-7 Ex Su 578	DC-7 Ex Su 56	DC-6 162	DC-6 Ex Su 566	DC-6 Sun. Only 566	DC-6 168	DC-7 62	574	570	DC-7 Ex Sa 576	DC-6 164	DC-6 Ex Sa 174	DC-6 176	568	DC-7 42	DC-6 Ex Sa 170		DC-7 Ex Sa 560	564	
Chicago (Midway)	CDT	Lv	9.00	.....	B7.25	B7.50	.....	.....	.....	L1000	10.55	2.25	3.05	.....	.....	.....	4.40	D6.20	.....	.....	.....	D7.30	9.00	
Indianapolis	CST	Ar	.....	.....	.....	7.45	.....	—	.....	.....	—	2.26	—	.....	.....	.....	4.41	.....	.....	.....	.....	7.31	9.01	
Indianapolis	CST	Lv	.....	.....	.....	8.05	p8.05	p8.05	.....	.....	—	2.36	—	3.30	.....	.....	4 51	.....	.....	.....	.....	7.41	9.11	
Louisville	CDT	Lv	.....	.....	▼	p9.05	p9.05	p9.05	.....	.....	—	p3.15	—	p3.15	D5.30	D5.35	p5.10	.....	p5.10	.....	.....	—	—	
Cincinnati	EST	Ar	9.00	.....	8.35	9.40	.....	10.08	12.20	.....	12.18	4.15	4.28	5.05	.....	Via Co-lum-bus See Table 9	6 30	.....	.....	.....	.....	9.20	10.50	
Cincinnati	"	Lv	9.25	B7.50	.....	L1005	10.20	10.20	L1245	.....	.....	4.30	.....	D5.30	.....		D6.45	.....	D7.25	.....	.....	.....	.....	
Charleston, W. Va.	"	Lv	.....	8.48	.....	.....	11.18	11.18	.....	.....	.....	5 28	.....	.....	.....		.....	.....	.....	.....	.....	.....	.....	
Parkersburg /Marietta	"	Ar	.....	9.00	.....	.....	11.28	11.28	.....	.....	.....	D5.38	.....	.....	.....		.....	.....	.....	.....	.....	.....	.....	
Elkins	"	Ar	.....	—	.....	.....	12 01	12 01	.....	.....	.....	—	.....	.....	.....		.....	.....	.....	.....	.....	.....	.....	
Elkins	EST	Lv	.....	—	.....	.....	L1211	L1211	.....	.....	.....	—	.....	.....	.....		.....	.....	.....	.....	.....	.....	.....	
Washington	EDT	Ar	.....	11.19	.....	.....	12 50	12 50	.....	.....	.....	—	.....	.....	.....		.....	.....	.....	.....	.....	.....	.....	
Richmond, Va.	EST	Ar	.....	s1.47	.....	.....	1 00	1 00	.....	.....	.....	.....	.....	.....	.....		.....	.....	.....	.....	.....	.....	.....	
Washington	EDT	Lv	.....	L1130	.....	.....	E4.00	E4.00	.....	.....	.....	E9.21	.....	.....	.....		9.50	E1021	E1021	.....	.....	.....	.....	
Baltimore	"	Ar	.....	—	.....	.....	3.10	3.10	.....	.....	.....	8.10	.....	.....	.....		.....	.....	.....	.....	.....	.....	.....	
New York (LaGuardia)	EDT	Ar	12.50	12.45	1.30	4.25	4.25	4.25	4 10	.....	.....	9.25	.....	8.55	9.10	10.00	.....	10.50	.....	.....	.....	.....	.....	
			pm	pm	pm	pm	pm	pm	pm	pm	pm	pm	pm	pm	pm	pm	pm	pm	pm	pm	pm	pm	pm	

for the finest in WINTER VACATIONS to ARIZONA—THE PERFECT WINTER VACATIONLAND plan an AMERICAN AIRLINES Holiday On Wings

ALL FLIGHTS DAILY EXCEPT AS NOTED

FOR EXPLANATION OF REFERENCE MARKS SEE PAGE 41

AMERICAN AIRLINES

FOR YOUR CONVENIENCE, Arrivals and Departures are shown in LOCAL TIME as observed in each city.

To MEXICO

TABLE 26

			DC-6 243-159	DC-7 87	409	DC-6 167	DC-7 47	DC-6 159	DC-7 17	479	715	DC-6 Air-coach 637	DC-6 Air-coach 625	DC-6 Air-coach 691	759	703	483	DC-6 207	405	DC-6 153	DC-6 151	753
			am	am	am	am	am	am	am	am	am	am	am	am	am	am	am	am	pm	am	pm	pm
New York (LaGuardia)	EDT	Lv	7.10	.....	.....	.....	.....	v8.00	.....	.....	.....	9.20	10.50	.....	.....	.....	.....	.....	.....	11.05	.....	.....
New York (N.Y. Int'l.)	"	Lv	–	L1015	.....	.....	.....	.....	.....	.....	.....	10.30	.....	.....	.....	.....	.....	11.30	.....	–	.....	.....
Philadelphia	"	Lv	S8.15	.....	.....	.....	.....	.....	.....	.....	.....	P1145	.....	.....	.....	.....	.....	12.30	.....	–	.....	.....
Washington	"	Lv	L9.25	.....	.....	.....	.....	.....	.....	.....	.....	.....	.....	.....	.....	.....	.....	L1.40	.....	–	.....	.....
Buffalo	"	Ar	.....	.....	.....	.....	.....	.....	.....	.....	.....	.....	.....	.....	.....	.....	.....	–	.....	12.35	.....	.....
Buffalo	"	Lv	.....	.....	.....	.....	.....	.....	.....	.....	.....	.....	.....	.....	v 1013	.....	.....	–	.....	L1.00	.....	10.10
Pittsburgh	EDT	Lv	.....	.....	.....	9.55	.....	.....	.....	.....	.....	.....	.....	.....	–	.....	.....	–	.....	–	.....	–
Cleveland	EST	Lv	.....	.....	.....	–	.....	.....	.....	.....	.....	.....	.....	.....	–	.....	.....	–	.....	Ⓛ1.25	.....	–
Cincinnati	EST	Lv	.....	.....	.....	L1045	.....	.....	.....	.....	.....	.....	.....	.....	–	S11.30	.....	–	.....	e11.55	Disc. After Sept. 29	–
Louisville	CDT	Lv	.....	.....	.....	.....	.....	.....	.....	.....	.....	.....	.....	.....	Ex. Su.	L1217	.....	–	.....	.....	.....	Ex. Sa.
Nashville	CST	Ar	.....	The Mercury	B7.10	.....	The Mercury	.....	.....	.....	.....	.....	.....	.....	–	Ⓓ1225	.....	–	L1240	.....	.....	–
Memphis	"	Ar	.....	.....	8.19	.....	.....	.....	.....	.....	.....	.....	.....	.....	–	1.34	.....	2.45	1.49	.....	.....	.....
Memphis	CST	Lv	.....	.....	8.30	.....	S8.55	.....	.....	.....	.....	.....	.....	.....	–	.....	.....	3.15	2.00	.....	.....	.....
Detroit	EST	Lv	.....	.....	–	.....	–	.....	.....	.....	.....	.....	.....	.....	10.30	.....	.....	–	–	.....	.....	10.53
Milwaukee	CST	Lv	.....	.....	–	.....	–	N7.50	.....	.....	.....	.....	.....	N1015	–	.....	.....	–	–	.....	N9.30	–
Chicago (Midway)	CDT	Ar	.....	.....	–	.....	10.00	.....	.....	.....	.....	.....	.....	.....	11.50	.....	.....	–	–	.....	.....	12.13
Chicago (Midway)	"	Lv	.....	.....	–	.....	.....	L1045	.....	.....	.....	.....	.....	P1230	.....	.....	10.05	–	–	3.50	1.05	.....
St. Louis	CDT	Lv	.....	.....	–	.....	.....	.....	.....	9.40	L1040	.....	.....	.....	.....	.....	L1145	–	–	.....	Ex. Mon. & Fri.	.....
Little Rock	CST	Lv	.....	.....	9.30	.....	.....	The Toltec	.....	–	–	.....	.....	.....	.....	.....	–	–	3.00	.....	.....	.....
Tulsa	"	Lv	.....	.....	–	.....	.....	.....	.....	10.44	Ⓓ1206	.....	.....	.....	.....	.....	Ⓓ1252	–	–	.....	.....	.....
Oklahoma City	"	Lv	.....	.....	–	.....	.....	.....	B7.55	L1138	1.00	.....	.....	.....	.....	.....	–	–	–	.....	.....	.....
Dallas	"	Ar	12.05	1.05	11.03	1.00	.....	1.05	8.45	12.38	2.00	.....	.....	2.45	.....	.....	2.13	–	4.33	.....	3.20	.....
Dallas	"	Lv	1.45	←	←	←	.....	1.45	←	←	2.15	2.30	2.20	3.30	.....	.....	2.25	–	4.45	5.10	B4.05	.....
Ft. Worth	"	Ar	.....	.....	.....	.....	.....	.....	.....	.....	2.30	.....	.....	4.40	.....	.....	2.40	5.10	5.00	D6.00	–	.....
Ft. Worth	"	Lv	The Toltec	.....	.....	.....	.....	.....	.....	.....	.....	.....	.....	P5.25	.....	.....	.....	.....	.....	7.10	–	.....
San Antonio	"	Ar	.....	.....	.....	.....	.....	.....	.....	.....	.....	.....	.....	–	.....	.....	.....	.....	.....	7.50	–	.....
San Antonio	"	Lv	.....	.....	.....	.....	.....	.....	.....	.....	.....	.....	.....	8.10	.....	.....	.....	.....	.....	9.05	–	.....
Monterrey	"	Ar	.....	.....	.....	.....	.....	.....	.....	.....	.....	.....	.....	–	.....	.....	.....	.....	.....	†11.20	–	.....
Mexico City	CST	Ar	5.25	.....	.....	.....	.....	5.25	.....	.....	.....	.....	.....	.....	.....	.....	.....	.....	.....	7.45	.....	.....
			pm	pm	am	am	am	pm	am	pm	pm	pm	pm	pm	am	am	pm	pm	pm	am	am	am

AM	AM	AM	AM	PA	AM	TA Ex. Wed Sat. Sun	CONNECTING SERVICES		AM	TA Thu.	AM	TA Wed. & Sat.	PA	AM	TA Mon.	AM	AM
112	17	15	13	501	11	101	Read Down	Read Up	111	100	12	100	502	14	100	16	18
							(CST)		am	pm	am	pm	pm	pm	pm	pm	pm
pm	pm	pm	am	am	am	am	Lv Mexico City	Ar	7.30	12.25	11.00	2.45	4.00	2.00	4.25	5.00	8.10
11.59	5.30	2.30	11.30	11.15	8.30	7.50	Ar Acapulco	Lv	6.30	–	10.00	–	–	1.00	–	4.00	7.00
1.10	6.30	3.30	12.30	–	9.30	–	Ar Guatemala City	Lv	.....	9.10	.....	11.30	12.50	.....	1.10	.....	.....
.....	.....	.....	.....	2.00	.....	11.10			am	am	am	am	pm	pm	pm	pm	pm
am	pm	pm	pm	pm	pm	pm											

BOSTON-NEW HAVEN-BRIDGEPORT-NEW YORK • BOSTON-PROVIDENCE-HARTFORD

TABLE 27

			405	723	535	767	769	355
			am	am	am	am	pm	pm
Boston	EDT	Lv	6.25	S7.15	9.39	10.55	3.15	.....
Providence	"	Ar	6.53	–	–	–	–	q11.35
Hartford Springf'ld, Mass.	"	Ar	Ex. Su.	7.58	–	11.38	3.58	12.05
New Haven	"	Lv	.....	.....	10.39	.....	.....	Ex. Sa.
Bridgeport	"	Lv	.....	.....	11.01	.....	.....	.....
New York (LaGuardia)	EDT	Ar	.....	.....	11.29	.....	.....	.....
			am	am	am	am	pm	pm

BOSTON-BALTIMORE

TABLE 27A

			505 Ex Sa Su	331-567	307-507	DC-6 ® 265-507
			am	am	pm	pm
Boston	EDT	Lv	S7.40	10.00	5.00	5.00
New York (LaGuardia)	"	Ar	8.50	11.10	6.10	6.05
			↓		Disc. 10/8	Eff. 10/8
New York (LaGuardia)	"	Lv	9.10 Via Wilmington	L1155	D7.00 Ex. Sa.	D7.00 Ex. Sa.
Baltimore	EDT	Ar	10.41	1.05	8.10	8.10
			am	pm	pm	pm

NEW YORK-PHILADELPHIA-WASHINGTON

NEW YORK-WILMINGTON-BALTIMORE-WASHINGTON

NEW YORK & WASHINGTON-RICHMOND-ROANOKE

TABLE 28

			565	DC-6 243	405	505	DC-6 637 Air-coach	467	DC-6 207	315	567	303	379	381	407	325	403	507	DC-6 211
			am	am	am	am	am	am	am	am	am	pm	pm	pm	pm	pm	pm	pm	pm
New York (LaGuardia)	EDT	Lv	B6.45	7.10	8.25	9.10	9.20	9.35	.....	L1135	L1155	L1230	.....	.....	D5.55	.....	D6.40	D7.00	10.20
New York (N.Y. Int'l.)	"	Lv	–	–	–	–	–	–	11.30	–	–	–	.....	2.55	–	.....	–	–	–
Philadelphia	"	Ar	–	7.55	–	Ex. Sa. & Su.	10.05	10.21	12.15	–	–	–	.....	3.41	–	.....	Ex. Sa.	Ex. Sa.	11.05
Philadelphia	"	Lv	–	S8.15	–	–	10.30	10.31	12.30	–	–	–	1.33	3.51	–	6.15	–	–	11.30
Wilmington	"	Lv	–	–	–	10.09	–	–	–	–	–	–	–	Ex. Sa.	–	–	–	–	–
Baltimore	"	Lv	8.05	–	–	10.51	–	–	–	–	1.15	–	–	–	–	–	8.20	–	–
Washington	"	Ar	8.27	9.00	9.45	11.13	11.15	11.21	1.15	12.55	1.37	1.50	2.23	4.41	7.15	7.05	8.00	8.42	12.15
Washington	EDT	Lv	.....	.....	10.05	.....	.....	.....	.....	1.10	.....	2.05	.....	.....	7.28	.....	8.15	.....	.....
Richmond	EST	Ar	.....	.....	9.47	.....	.....	.....	.....	–	.....	1.47	.....	.....	7.10	.....	7.57	.....	.....
Roanoke	EST	Ar	.....	.....	10.50	.....	.....	.....	.....	1.22	.....	.....	.....	.....	.....	.....	.....	.....	.....
			am	am	am	am	am	am	pm	pm	pm	pm	pm	pm	pm	pm	pm	pm	am

From MEXICO

TABLE 26

			590	DC-6 154	DC-6 Air-coach 654	DC-7 10	DC-6 114	DC-6 158	DC-6 166	486	474	478	DC-6 150	DC-6 Air-coach 690	DC-6 126	DC-6 Air-coach 650	DC-6 Air-coach 638	482	DC-6 208	470	DC-6 Air-coach 624	DC-7 84
			pm	am	pm	pm	pm	am	pm	pm	pm	pm	pm	am	am	am	am	am	am	am	am	am
Mexico City	CST	Lv	.....	† B805	.....	.....	.....	L1100	.....	.....	.....	.....	9.25	1.05	.....	.....	.....	.....	.....	.....	.....	.....
Monterrey	"	Lv	.....	†10.15	.....	.....	.....	–	.....	.....	.....	.....	–	–	.....	.....	.....	.....	.....	.....	.....	.....
San Antonio	"	Ar	.....	11.25	.....	.....	.....	1.45	.....	.....	.....	.....	12.10	3.50	.....	.....	.....	.....	.....	.....	.....	.....
San Antonio	"	Lv	.....	L12.25	.....	.....	.....	2.45	.....	.....	.....	.....	1.10	5.00	.....	.....	.....	.....	.....	.....	.....	.....
Ft. Worth	"	Ar	.....	1.35	↷	.....	.....	–	.....	.....	.....	.....	2.20	–	.....	.....	.....	.....	.....	.....	.....	.....
Ft. Worth	"	Lv	.....	2.00	P3.35	.....	.....	–	.....	.....	.....	.....	B2.50	–	.....	.....	.....	.....	.....	.....	.....	.....
Dallas	"	Ar	.....	↓	↓	.....	↓	3.55	↓	↓	↓	↓	–	*6.10	↓	↓	↓	↓	↓	↓	↓	↓
Dallas	"	Lv	.....	3.25	.....	D4.30	4.35	D4.30	D4.40	D5.00	5.15	D5.25	–	P7.00	.....	P7.00	P7.00	P7.05	B7.10	B7.05	B7.25	P7.25	S8.15
Oklahoma City	"	Ar	.....	.....	.....	.....	.....	–	.....	–	6.17	–	.....	.....	.....	.....	.....	.....	–	–	8.27	.....	.....
Tulsa	"	Ar	.....	.....	.....	.....	.....	–	.....	–	.....	6.45	Ex. Su. & Thu.	.....	.....	.....	.....	.....	8.30	8.25	.....	.....	.....
Little Rock	CST	Ar	.....	.....	.....	.....	6.20	–	.....	–	.....	.....	–	.....	Ex. Sa.	.....	.....	.....	–	.....	.....	.....	.....
St. Louis	CDT	Ar	.....	.....	.....	.....	.....	–	.....	8.50	.....	.....	–	.....	.....	.....	.....	.....	L1129	.....	.....	.....	.....
Chicago (O'Hare)	"	Ar	.....	.....	.....	.....	.....	8.40	.....	Ⓨ1027	.....	.....	–	.....	.....	.....	.....	.....	.....	.....	.....	.....	.....
Chicago (Midway)	"	Ar	.....	.....	.....	.....	.....	–	.....	–	.....	.....	7.00	11.10	↷	.....	.....	.....	.....	.....	.....	.....	.....
Chicago (Midway)	"	Lv	.....	.....	.....	.....	.....	Ⓨ9.10	.....	–	.....	.....	.....	.....	L1200	.....	.....	.....	.....	.....	.....	.....	.....
Chicago (O'Hare)	CDT	Lv	.....	.....	.....	.....	.....	–	.....	Ⓨ1040	.....	.....	.....	.....	–	.....	.....	.....	.....	.....	.....	.....	.....
Milwaukee	CST	Ar	.....	.....	.....	.....	.....	N9.15	.....	–	.....	.....	N7.40	.....	N1240	.....	.....	.....	.....	.....	.....	.....	.....
Detroit	EST	Ar	.....	.....	.....	.....	.....	Ⓨ1020	.....	Ⓨ1155	.....	.....	v9.05	.....	1.10	.....	.....	.....	.....	.....	.....	.....	.....
Memphis	CST	Ar	↶	D4.20	.....	.....	6.20	.....	.....	–	.....	.....	Disc. Aft. Sept. 28	.....	–	.....	8.45	.....	.....	.....	.....	.....	.....
Memphis	"	Lv	5.00	The New York Toltec	.....	The Mercury	D6.45	The Toltec	.....	.....	.....	.....	.....	.....	–	.....	9.10	.....	.....	.....	.....	.....	The Mercury
Nashville	CST	Ar	D6.04	.....	.....	.....	.....	.....	.....	.....	.....	.....	.....	.....	–	.....	10.10	.....	.....	.....	.....	.....	.....
Louisville	CDT	Ar	8.20	.....	.....	.....	.....	.....	.....	.....	.....	.....	.....	.....	–	.....	.....	.....	.....	.....	.....	.....	.....
Louisville	CDT	Lv	8.30	.....	.....	.....	.....	.....	.....	.....	.....	.....	.....	.....	–	.....	.....	.....	.....	.....	.....	.....	.....
Cincinnati	EST	Ar	9.05	.....	.....	.....	.....	.....	8.50	.....	.....	.....	.....	.....	–	.....	.....	.....	.....	.....	.....	.....	.....
Cincinnati	"	Lv	9.20	.....	.....	.....	.....	.....	9.20	.....	.....	.....	.....	.....	–	.....	.....	.....	.....	.....	.....	.....	.....
Columbus	"	Ar	10.33	.....	.....	.....	.....	.....	.....	.....	.....	.....	.....	.....	–	.....	.....	.....	.....	.....	.....	.....	.....
Cleveland	EST	Ar	p10.55	.....	.....	.....	.....	.....	.....	.....	.....	.....	.....	.....	–	.....	.....	.....	1.57	.....	.....	.....	.....
Pittsburgh	EDT	Ar	.....	.....	.....	.....	.....	.....	11.40	.....	.....	.....	.....	.....	–	.....	.....	.....	–	.....	.....	.....	.....
Buffalo	"	Ar	.....	.....	.....	.....	.....	Ⓨ1250	.....	.....	.....	.....	v11.30	.....	v3.04	.....	.....	.....	4.15	.....	.....	.....	.....
Buffalo	"	Lv	.....	↓	↓	.....	↓	↓	↓	↓	↓	↓	↓	↓	↓	↓	↓	↓	↓	↓	↓	↓	↓
Washington	"	Ar	.....	9.40	10.05	.....	11.40	.....	.....	.....	.....	.....	.....	.....	.....	.....	.....	1.30	.....	.....	.....	.....	.....
Philadelphia	"	Ar	.....	↓	↓	.....	12.50	.....	.....	.....	.....	.....	.....	.....	.....	.....	.....	2.45	.....	.....	.....	.....	.....
New York (N. Y. Int'l.)	"	Ar	.....	↓	↓	11.00	1.45	.....	.....	.....	.....	.....	.....	.....	.....	.....	.....	↓	.....	.....	.....	.....	L2.45
New York (LaGuardia)	EDT	Ar	.....	11.15	11.45	.....	.....	.....	.....	.....	.....	.....	.....	.....	.....	.....	.....	3.40	.....	.....	2.35	.....	.....
			pm	pm	pm	pm	am	am	pm	pm	pm	pm	pm	am	am	am	am	pm	pm	am	pm	pm	

NEW YORK-BRIDGEPORT-NEW HAVEN-BOSTON • HARTFORD-PROVIDENCE-BOSTON

TABLE 27

			500	768	760	786	390	342	342
			am	am	pm	pm	am	am	am
New York (LaGuardia)	EDT	Lv	8.40	.....	.....	.....	.....	.....	.....
Bridgeport	"	Ar	9.09	.....	.....	.....	Ex. Su.	Ex. Su.	Sun. Only
New Haven	"	Ar	9.34	.....	.....	.....	.....	.....	.....
Hartford Springf'ld, Mass.	"	Lv	–	10.20	5.23	11.37	.....	12.40	12.40
Providence	"	Lv	–	–	–	–	12.25	–	1.20
Boston	EDT	Ar	10.30	10.58	6.01	12.15	12.50	1.18	1.45
			am	am	pm	am	am	am	am

BALTIMORE-BOSTON

TABLE 27A

			540-DC-6 252 Ex. Su.	370-630 Ex. Su.	520-518 Ex. Sa.	520-DC-6 266 Ex. Sa.	420-312 Ex. Sa.
			am	pm	pm	pm	pm
Baltimore	EDT	Lv	S7.20	2.50	4.35	4.35	11.32
New York (LaGuardia)	"	Ar	8.52	3.55	5.40	5.40	1.00
New York (LaGuardia)	"	Lv	9.45 Via Phila.	4.15	6.45 Disc. 10/8	6.45 Eff. 10/8	1.45 Via Wilmington
Boston	EDT	Ar	10.45	5.15	7.50	7.45	2.50
			am	pm	pm	pm	am

WASHINGTON-PHILADELPHIA-NEW YORK

WASHINGTON-BALTIMORE-WILMINGTON-NEW YORK

ROANOKE & RICHMOND to WASHINGTON & NEW YORK

TABLE 28

			540	334	410	378	DC-6 212	DC-6 638 Air-	370	520	324	752	416	380	402	420	DC-6 114
			am	am	am	am	pm	pm	pm	pm	pm	pm	pm	pm	pm	pm	am
Roanoke	EST	Lv	.....	.....	.....	.....	.....	.....	.....	.....	.....	2.20	.....	.....	5.30	.....	.....
Richmond	EST	Lv	.....	.....	7.20	.....	.....	.....	.....	.....	.....	–	4.15	.....	D6.30	.....	.....
Washington	EDT	Ar	.....	.....	8.59	.....	.....	.....	.....	.....	.....	4.27	5.54	.....	8.09	.....	.....
Washington	"	Lv	6.45	B7.45	t9.10	11.05	L1205	2.00	2.15	4.00	3.55	4.45	D6.10	6.15	8.25	11.00	12.05
Baltimore	"	Lv	S7.20	–	–	Sun. Only	–	–	2.50	4.35	–	–	–	–	–	11.32	–
Wilmington	"	Lv	Ex. Su.	Ex. Su.	Ex. Su.		–	–	Ex. Su.	Ex. Sa.	–	–	–	Ex. Sa.	–	12.14	–
Philadelphia	"	Ar	7.58	8.34	–	11.54	12.50	2.45	–	–	4.44	–	–	7.04	9.14	–	12.50
Philadelphia	"	Lv	8.10	.....	–	.....	1.05	3.00	–	–	.....	–	–	D7.15	9.28	–	1.05
New York (N. Y. Int'l.)	"	Ar	–	.....	–	.....	–	–	–	–	.....	–	–	7.57	–	–	1.45
New York (LaGuardia)	EDT	Ar	8.52	.....	10.25	.....	1.45	3.40	3.55	5.40	.....	6.00	7.25	.....	10.10	1.00	.....
			am	am	am	am	pm	pm	pm	pm	pm	pm	pm	pm	pm	am	am

GO NOW—PAY LATER

FOR YOUR CONVENIENCE

10% DOWN 20 MONTHS TO PAY

ALL FLIGHTS DAILY EXCEPT AS NOTED

FOR EXPLANATION OF REFERENCE MARKS SEE PAGE 41

AMERICAN AIRLINES

FOR YOUR CONVENIENCE, Arrivals and Departures are shown in LOCAL TIME as observed in each city.

AMERICAN AIRLINES

FOR YOUR CONVENIENCE, Arrivals and Departures are shown in LOCAL TIME as observed in each city.

TABLE 29

MAJOR U. S. CITIES to HAWAII

VIA LOS ANGELES — VIA SAN FRANCISCO

For other American Airlines flights allow 50 minutes minimum connecting time at Los Angeles or San Francisco

			The Mercury	The Mercury	The Mercury	The Mercury	The Mercury		The Mercury	The Mercury	The Royal Coachman	The Mercury	The Royal Coachman	Air-coach	The Mercury	The Mercury	The Mercury	Air-coach	The Mercury	The Royal Coachman	The Mercury
			DC-7 73	DC-7 7	DC-7 5	DC-6 19	DC-7 55	DC-7 901	DC-7 65	DC-7 3	DC-7 685	DC-7 59	DC-7 673	DC-6 655	DC-7 11	DC-7 49	DC-7 87	DC-6 637	DC-7 67	DC-7 667	DC-7 41
			am	Noon	Noon	Noon	pm	pm	pm	pm	pm	am	am	pm	am	am	am	pm	pm	pm	pm
Boston	EDT	Lv	♀9.30	.....	.....	♦12.00	♀12.40	.....	.....	♪2.00	.....	.....	.....	7.50	.....	♀9.40	.....	.....	.....	.....	.....
New York (LaGuardia)	"	Lv	.....	.....	.....	.....	.....	.....	.....	.....	.....	Ex.Su. & Mo.	.....	9.25	.....	.....	.....	9.20	.....	.....	.....
New York (N. Y. Int'l.)	"	Lv	.....	♦12.00	.....	.....	.....	.....	.....	♦4.00	.....	♦1.30	.....	–	.....	♦10.15	–	v♦1.00	.....	♀11.00	
Washington	EDT	Lv	♦12.00	.....	.....	.....	.....	.....	.....	.....	.....	.....	.....	11.10	♦12.55	–	11.45	♀2.15	.....	–	
Cleveland	EST	Lv	♦11.10	.....	.....	.....	.....	.....	.....	.....	C4.30	C1215	.....	–	–	–	–	–	.....	Ex. Sa.	
Detroit	EST	Lv	.....	.....	.....	.....	.....	.....	.....	.....	C4.30	C1215	.....	–	–	–	–	C1.50	C4.30	C1053	
Chicago (Midway)	CDT	Lv	.....	.....	.....	.....	♦3.25	.....	♦5.45	.....	♦6.40	♦2.00	.....	–	Ex	♦12.25	–	–	➤♦405	♦6.35	♦1.25
Dallas	CST	Lv	.....	.....	.....	.....	.....	.....	–	.....	–	–	2.20	–	Sun	.....	♦1.40	–	–	–	–
Ft. Worth	CST	Lv	.....	.....	.....	.....	.....	6.00	–	.....	–	–	.....	–	–	.....	–	3.15	–	–	–
Los Angeles (Int'l.)	PST	Ar	3.25	4.10	4.35	4.55	6.35	8.15	8.55	8.35	9.50	5.10	6.05	5.20	5.05	.....	–	–	–	–	–
San Francisco	PST	Ar	.....	.....	.....	.....	.....	.....	.....	.....	.....	.....	.....	.....	.....	4.00	5.00	k7.00	7.40	10.10	5.00
			pm	pm	pm	pm	pm	pm	pm	pm	pm	am	am	am	am	pm	pm	pm	pm	pm	am

Via PAA

																		Daily			Daily
			Boston-Cleveland Portion Disc. Aft. Oct. 7				Daily pm							Daily am				pm			am
Los Angeles	PST	Lv	.....	.....	.....	.....	11.59	.....	.....	.....	.....	.....	.....	9.00	.....	.....	.....	11.59	.....	.....	9.30
San Francisco	PST	Lv	.....	.....	.....	.....	♀8.50	.....	.....	.....	.....	.....	.....	–	.....	.....	.....	8.15	.....	.....	4.20
Honolulu	HST	Ar	.....	.....	.....	.....	8.50 am	.....	.....	.....	.....	.....	.....	4.30 pm	.....	.....	.....	am	.....	.....	pm

(Combination First Class and Tourist Service)

HAWAII to MAJOR U. S. CITIES

VIA LOS ANGELES — VIA SAN FRANCISCO

Via PAA

			Daily Ex. We	Mo Ve Sa		Fr Only						Daily			Tu Th Fr Su	Daily			Daily		
			pm	pm		pm						am			pm	pm			am		
Honolulu	HST	Lv	7.00	7.30	.....	8.00	.....	.....	.....	.....	.....	9.30	.....	.....	7.30	8.30	.....	.....	9.00	.....	.....
San Francisco	PST	Ar	–	–	.....	–	.....	.....	.....	.....	.....	–	.....	.....	7.00	6.30	.....	.....	8.30	.....	.....
Los Angeles	PST	Ar	7.00	7.30	.....	8.00	.....	.....	.....	.....	.....	8.00	.....	.....	Daily Ex. Th	Tu Th Su			Sa Only		
(Combination First Class and Tourist Services)			am	am		am						pm			am	am			pm		

			670 DC-7	680 DC-7	2 DC-7	44 DC-7	12 DC-7	10 DC-7	58 DC-7	654 DC-6	14 DC-7	56 DC-7	650 DC-6	664 DC-7	42 DC-7	44 DC-7	38 DC-7	46 DC-7	638 DC-6	88 DC-7
			am	am	am	am	am	am	am	am	pm	pm	pm	am	am	am	am	pm	pm	pm
San Francisco	PST	Lv	.....	.....	.....	.....	.....	.....	.....	.....	.....	.....	.....	♦8.30	♦9.00	.....	♦8.00	♀9.35	k10.40	♦11.20
Los Angeles (Int'l.)	PST	Lv	8.30	♦8.50	♦9.00	♦9.30	♦9.45	♦9.30	♦10.30 Ex. Mo.	8.30	♦10.00	♦10.15	11.40	–	–	.....	.....	–	–	–
Ft. Worth	CST	Ar	.....	–	.....	–	.....	–	3.05	–	.....	–	–	–	–	.....	.....	–	–	–
Dallas	CST	Ar	.....	–	.....	–	.....	♦3.40	.....	–	.....	–	6.20	–	–	.....	.....	Ex. Sa.	6.05	6.15
Chicago (Midway)	CDT	Ar	.....	5.30	.....	6.10	.....	–	7.10	–	.....	6.55	Two Stop	5.25	5.55	➤q635	4.55	6.30	–	.....
Detroit	EST	Ar	.....	.....	.....	v8.10	.....	–	.....	–	.....	v9.05		.....	v8.10	.....	v8.10	v9.05	–	.....
Washington	EDT	Ar	.....	.....	.....	–	9.10	–	.....	10.05	.....	v1.10	2.50	.....	9.30	.....	–	.....	1.30	.....
New York (Int'l.)	"	Ar	8.15	.....	8.45	–	.....	11.00	.....	–	9.45	.....	–	.....	.....	.....	8.55	v10.35	–	.....
New York (LaGuardia)	"	Ar	.....	.....	.....	–	.....	.....	.....	11.45	.....	.....	4.30	.....	v11.45	.....	.....	.....	3.40	.....
Boston	EDT	Ar	.....	.....	.....	10.30	.....	.....	.....	.....	.....	.....	.....	.....	.....	10.30	.....	v11.55	.....	.....
			pm	pm	pm	pm	pm	pm	pm	pm	am	pm	pm	pm	pm	pm	pm	am	pm	am

For other American Airlines flights allow 60 minutes minimum connecting time at Los Angeles or San Francisco

			The Royal Coachman	The Royal Coachman	The Mercury	The Mercury	The Mercury	The Mercury	The Mercury	Air-coach	The Mercury	The Mercury	Air-coach	The Royal Coachman	The Mercury	The Mercury	The Mercury	The Mercury	Air-coach	The Mercury
			DC-7	DC-7	DC-7	DC-7	DC-7	DC-7	DC-7	DC-6	DC-7	DC-7	DC-6	DC-7	DC-7	DC-7	DC-7	DC-7	DC-6	DC-7
			am	am	pm	pm	pm	pm	pm	pm	am	pm	pm	am	pm	pm	pm	am	pm	am

ALL FLIGHTS DAILY EXCEPT AS NOTED — FOR EXPLANATION OF REFERENCE MARKS SEE PAGE 41

REFERENCE MARKS FOR PAGE 46

*—Independently operated, recommended for reliability. ∅—Minutes before plane departure when passengers should leave downtown area in order to allow time for driving to the airport and formalities before boarding plane. ‡—Taxi fares apply generally from downtown areas. For departure point of conveyance call reservation number shown at left. C—Coaches to LaGuardia and N.Y. International Airports leave from East Side Airlines Terminal; coaches to Newark Airport leave from West Side Airlines Terminal. E—For flights departing between 4 pm and 7 pm, 75 min.; at other times 1 hour. G—Allow 60 min. during the rush hour and 30 min. at all other times. H—For flights departing between 4 pm and 7 pm, 80 min.; at other times 70 min. K—Approximate—pay meter rate. M—Limousine leaves from Wilton & LaFayette Hotels only. N—Limousine service every hour on the hour 6 am to midnight. P—International passengers allow 35 minutes additional. Q—Limited coach service between O'Hare Field and Evanston, consult airline agent for details. T—Limousine leaves from Hotels King Edward and Royal York only. W—Forty cents each for two or more passengers. X—International passengers allow 20 minutes additional. Y—No coach service from these offices. Z—Two or more passengers $1.00 each. ♦—Also 18-09-07. ♀—Sales office—Time & Life Building, New Bond St., Mayfair 5518. ♣—Sales office—3 Beethoven Strasse, 77-93-67. ♦—Sales office—Manila Hotel, Katigbak Dr., Luneta.

The AMERICAN AIRLINES System

AMERICAN AIRLINES, Inc. General Offices—100 Park Avenue, New York 17, N.Y. Cable Address—"AMAIR"
C. R. Smith, President — R. E. S. Deichler, Vice President-Customer Service — C. R. Speers, Senior Vice President-Sales

AMERICAN AIRLINES DE MEXICO, S. A. General Offices—Avenida Juarez No. 117, Mexico, D.F. Cable Address—"AMAIR"
C. R. Smith, President — F. J. Mullins, Vice President and General Manager

PASSENGER INFORMATION

AIR TAXI SERVICE—This service is available at many airports to off-line points at reasonable rates. Companies operating this service are members of the National Air Taxi Conference. Call any American Airlines office for information.

BAGGAGE—Following rules apply:

Free Allowance within the United States and Canada, 40 pounds; Mexico Flagship Service 66 pounds; Mexico Aircoach Service 44 pounds. Children transported free of charge receive no free baggage allowance. The term "baggage" shall mean all luggage including briefcases, portfolios, parcels, camera equipment and similar articles whether carried in the cabin or checked in cargo compartment.

Excess baggage may be accepted, space and weight permitting at the rate of ½ of one per cent of the applicable first-class one-way adult fare per pound regardless of service used except that for transportation to or from points outside the U.S. and Canada the rate for excess baggage shall be one per cent of the applicable first-class one-way adult fare per kilogram, regardless of class of service used.

American Airlines liability for any personal property, including baggage whether or not checked or otherwise delivered into the custody of Carrier, is limited to $250 (See Note) for each passenger unless a higher valuation is declared and the additional charges required therefor paid before the transportation by air commences. Total valuation is limited to $25,000 on each full fare ticket for which a fare is paid except as otherwise provided in applicable tariffs.

NOTE: Applicable to domestic travel on American Airlines. Warsaw limitations applicable on international travel.

Pets—Pets will be carried on most American Airlines flights with certain exceptions; inquire as to acceptability at time your reservation is made. When acceptable, pets are subject to weight limitation of 75 pounds, including the weight of a suitable container, as excess baggage at owner's risk and subject to tariff regulations.

Restricted Articles: Acids, matches, lighter fluid, liquids and other hazardous articles must not be packed in baggage. Fragile and perishable articles are carried at the risk of the passenger.

CANCELLATION BY COMPANY—

Reconfirmation of Reservations—YOUR RESERVATION WILL BE CANCELLED unless you reconfirm.

1. When you travel to another city by air **or other means** you must reconfirm your continuing or return trip reservation if you stay overnight or longer.
2. To reconfirm, simply get in touch with the airline upon which you will depart at the city where you are boarding the flight and tell them you intend to use your reservation. You may do this on arrival or at your convenience but be sure to reconfirm at least 6 hours before scheduled flight departure.
3. Reconfirmation of reservations is now required by all the scheduled airlines in order to free additional seats for immediate use.

Other Conditions—The company reserves the right to cancel continuing and/or return airline space if passenger fails to use the flight on which passage was arranged to the connecting or return city without first notifying the Company of his desired disposition of such continuing, connecting or return space.

The company reserves the right to cancel bookings before passage or enroute whenever such action is deemed advisable or necessary.

The Captain may remove passenger from plane at any point on the route for safety or other cause. In any event, the passenger's sole recourse shall be recovery of that portion of the fare equal to the distance untravelled.

CANCELLATION BY PASSENGER—No Show Penalty—It is requested that your reservation be cancelled as soon as it is known that seat will not be used. This will avoid a penalty and make the seat available to other passengers. If you fail to cancel before flight departure and do not use your reservation, you will be required to pay a $3.00 "No Show" penalty.

CHILDREN—Children under twelve years of age accompanied by a passenger at least twelve years of age will be charged one-half the adult fare, except that one child under two years of age, not occupying a seat, will be carried free with each accompanying full fare passenger twelve years of age or over. Children under five years of age will not be accepted for transportation unless accompanied by a passenger at least twelve years of age. Unaccompanied children five through eleven will be accepted for transportation, subject to payment of the full adult fare, and also, it is required that transportation for children under eight years of age involves no change of plane and that such children be delivered and met at origin and destination airports by a responsible adult.

CLAIMS—Written notice of claims with respect to baggage and all other claims must be filed within 45 days with any office of American Airlines, Inc. Suits must be filed within two years from date of loss or damage.

DEPARTURES—In the interest of improving on-time service to all passengers, persons are requested to be at airport ticket lifting points approximately fifteen minutes before published departure time.

FAMILY FARE PLAN—Family Fares, full one way fare for the head of the family and one half of the one-way fare each for accompanying spouse and/or children 12 through 21 years of age, apply to travel on flights scheduled to depart not earlier than 12.01 P.M. on Monday and not later than 12.01 P.M. on Thursday. The Family Fare discount does not apply to Royal Coachman or Blue Ribbon Aircoach fares. Round trip discount does not apply to Family Fares. Only one child under two years of age will be carried free with each Family Fare group.

INSURANCE—Trip insurance is available at all airlines offices.

INTERNATIONAL TRAVEL—The following documents are required by U. S. citizens proceeding direct to country of destination:
To Canada: Proof of U. S. citizenship and proof of sufficient funds.
To Mexico: For Pleasure Trips—(1) Proof of U. S. citizenship (2) Mexican Tourist Card—from American Airlines Ticket Agent or any Mexican Tourist Bureau or Mexican Consulate and (3) Smallpox Vaccination Certificate not more than three years old. For Other Trips—see American Airlines Mexico folder, or contact any American Airlines office.

Smallpox Vaccination Certificate not more than 3 years old is required of passengers entering the U. S. from Mexico and must show the specific type of reaction if vaccination is passenger's first.

To any other country: Contact any American Airlines office or your Travel Agent.

The above documentary requirements are given for information only and are subject to change without notice.

Passengers on international flights must possess all documents required by the laws of the countries from, into or over which they are to fly and should any required documents be missing, passage may be denied. American Airlines will not be responsible for any failure of passengers to comply with governmental requirements in force at the time of their journey.

Baggage of international travelers will be examined by customs officers of each country on arrival. Used personal articles intended for personal use while traveling are generally admitted free of duty. However, any merchandise for sale, gifts, samples or anything being carried for other persons will be subject to duty.

Residents of the United States are permitted to bring back, duty free, $200 in merchandise acquired outside United States, provided the traveler has been away from the United States more than 48 hours (except to Mexico where no minimum time is prescribed) and this free allowance is claimed not oftener than once in thirty days. This merchandise must be for the traveler's own personal use or for the personal use of immediate members of his family. $300 additional allowance per resident can be claimed duty-free not oftener than once every 6 months and provided the passenger has been out of the U. S. for at least 12 days.

For more detailed information on travel documents and baggage restrictions for international travelers, see American Airlines Mexico folder, or contact an American Airlines office or your travel agent.

MEALS—Served without charge on standard flights as indicated in timetables. For passengers using Blue Ribbon Aircoach service, reasonably priced FLITE BUFFET meals are available for purchase at airports for in-flight dining. On Royal Coachman flights, meals are served aloft at nominal cost; passengers must purchase meal tickets before departure.

REFUNDS—Requests for refunds may be made at any American Airlines' Ticket Office or directly to: Manager, Passenger Refund Accounting, American Airlines Inc., 910 South Boston, Tulsa, Oklahoma.

RESERVATIONS—Advance requests for space are desirable. Reservations are tentative until the passenger has secured a confirmed ticket which shows the specific reservation held. If a passenger fails to secure confirmed ticket by the "time limit" agreed upon, the reservation will be cancelled and resold. (See "Cancellation by Company" for other conditions under which reservations may be cancelled even though ticket has been purchased.)

SCHEDULES—Schedules shown are expected departures and arrivals, subject to change without notice, and are not guaranteed.

STANDBY PASSENGERS—Passenger not holding confirmed space may be accepted as a standby. This procedure is effective when passenger presents himself for travel but in no instance to cover a period of more than four (4) hours.

STOP-OVER—Stop-overs will be allowed at any regular stop, provided reservation is made accordingly. Stop-over privileges on Royal Coachman and Blue Ribbon Aircoach service wholly within the United States are subject to the payment of the combination of fares over the point of stop-over.

The above information is, in part, excerpted from rules published in tariffs filed with applicable government authorities. All transportation is sold subject to these tariffs and copies are on file and open for public inspection at all American Airlines ticket offices. For further details concerning any of the above or for additional information call or visit any American Airlines office or authorized travel agent.

Explanation of Reference Marks

EQUIPMENT—When not otherwise shown Convair Flagship is operated.
AM—Aeronaves de Mexico. B—Breakfast.
Ⓑ—Breakfast for boarding passengers.
C—Via connection at Chicago. D—Dinner.
Ⓓ—Dinner for boarding passengers.
d—Lunch served to Chicago deplaning passengers only.
E—Eastern Air Lines.
e—Via connection at St. Louis.
G—Breakfast served aloft at nominal cost. Purchase meal ticket before departure.
h—Dinner served to Dallas and Ft. Worth passengers only.
j—Via connection at New York.
K—Dinner served aloft at nominal cost. Purchase meal ticket before departure.
k—Arrives or leaves Metropolitan Oakland Int'l. Airport.
L—Lunch. Ⓛ—Lunch for boarding passengers.
N—North Central Airlines.
n—Dinner served to Nashville and Memphis passengers only.
P—Flite Buffet meals available for purchase at airports for in-flight dining.
PA—Pan American Airways.
p—Via connection at Cincinnati.
q—Departure time. r—Arrival time.
R—Luncheon served aloft at nominal cost. Purchase meal ticket before departure.
S—Snack (Breakfast, Lunch or Dinner).
Ⓢ—Snack (Breakfast, Lunch or Dinner) for boarding passengers.
s—Via connection at Washington.
t—Meal served to through passengers only.
TA—TACA Airways.
v—Via connection at Chicago.
Ⓥ—Except Saturday and Sunday.
w—Via connection at Tulsa.
x—Deluxe Surcharge Flight. Service charge $3.00 plus tax.
Ⓧ—Except Sunday. Ⓨ—Except Saturday.
♦—Seat selection made at airport prior to boarding flight.
♀—Seat selection made at airport prior to boarding flight for passengers destined beyond first stop.
*—Breakfast available in restaurant during ground stop
Ⓡ—DC-6 Commuter Flagship, 71 passenger.
k—Coach service available between downtown San Francisco and Metropolitan Oakland Int'l. airport. Fare $1.45, allow 60 minutes from Oakland plane time, except on flight 638, allow 75 minutes
†—Local passengers will not be carried between Monterrey and Mexico City, except stopover passengers with through tickets.
‡—Airport transfer from LaGuardia to N.Y. Int'l. necessary at New York via scheduled ground transportation.
‡—Captain's Table Dinner served on this flight.
CDT—Central Daylight Time.
CST—Central Standard Time.
EDT—Eastern Daylight Time.
EST—Eastern Standard Time.
HST—Honolulu Standard Time.
MST—Mountain Standard Time.
PST—Pacific Standard Time.

AMERICAN AIRLINES

FOR YOUR CONVENIENCE, Arrivals and Departures are shown in LOCAL TIME as observed in each city.

ONE-WAY FLAGSHIP FARES

(U. S. CURRENCY)

FAMILY FARES APPLY ON FLIGHTS SCHEDULED TO DEPART NOT EARLIER THAN 12:01 P.M. MONDAY AND NOT LATER THAN 12:01 P.M. THURSDAY.
SPECIAL SERVICE CHARGE OF $3.00 APPLIES ON FLIGHTS DESIGNATED AS "THE CAPTAIN'S FLAGSHIP".
5% DISCOUNT ON ROUND TRIP FARES WITHIN THE U. S. A., EXCEPT ON FAMILY FARE, ROYAL COACHMAN AND AIRCOACH TICKETS. CONSULT AMERICAN AIRLINES FOR FARES NOT LISTED HEREIN. ALL FARES ARE FOR INFORMATION ONLY, SUBJECT TO CHANGE WITHOUT NOTICE.

AMERICAN AIRLINES

FOR YOUR CONVENIENCE, Arrivals and Departures are shown in LOCAL TIME as observed in each city.

BETWEEN ☞ AND	Acapulco, Mexico	Akron/Canton, Ohio	Albany, New York	Atlanta, Ga.	Baltimore, Md.	Birmingham, Ala.	Boston, Mass.	Bridgeport, Conn.	Buffalo/Niagara Falls, N. Y.	Charleston, W. Va.	Chicago, Ill.	Cincinnati, Ohio	Cleveland, Ohio	Columbus, Ohio	Dallas/Ft. Worth, Tex.	Dayton, Ohio	Detroit/Windsor	Douglas, Ariz.	El Paso, Tex.	Elkins, W. Va.
Akron/Canton, Ohio	133.90																			
Albany, N. Y.	154.80	26.10																		
Baltimore, Md.	143.90		20.30																	
Boston, Mass.	164.90	34.80	10.10		23.05															
Bridgeport, Conn.	158.70	29.00	8.40		14.80		9.55													
Buffalo/Niagara Falls, N. Y.	145.80	14.90	16.90		30.30		26.00	21.20												
Charleston, W. Va.	128.40	24.55	34.90		19.45		41.50	33.25												
Chicago, Ill.	123.40		45.10		37.80		53.80	48.00	29.95	27.15										
Cincinnati, Ohio	119.90	15.00	37.35		29.00		46.45	40.25	26.90	10.55	17.60									
Cleveland, Ohio	133.90	3.50	26.10				34.80	29.00	12.90	24.55		15.00								
Columbus, Ohio	127.70	7.40	31.45				40.55	34.35	19.95	18.40		8.85	8.05							
Dallas/Ft. Worth, Tex.	68.10	69.95	89.00		78.10		98.10	91.90	81.25	64.60	66.30	55.95	69.95	63.80						
Dayton, Ohio	123.40	11.50	35.80				44.90	38.70	23.40	14.05		4.50	11.50	5.35	59.45					
Detroit/Windsor	134.00		30.60				39.70	34.00	14.70		16.25				67.55					
Douglas, Ariz.		106.55	131.65		121.65		140.35	134.55	116.75	105.70	91.80	96.15	106.55	101.65	46.90	97.30	103.05			
El Paso, Tex.		94.80	119.90	‡84.55	109.90	‡76.75	128.60	122.80	105.00	93.95	80.05	84.40	94.80	89.90	35.15	85.55	91.30	12.75		
Elkins, W. Va.	136.10	31.30	32.10		12.80		34.85	26.60		7.75	33.90	17.30	31.30	25.15	71.35	20.80		112.45	100.70	
Hartford/Springfield, Mass.	160.10	30.10	5.30		17.60		6.45	4.10	21.20	36.05	49.10	41.65	30.10	35.75	93.30	40.10	34.90	135.65	123.90	29.40
Honolulu, T. H.		301.80	326.90		317.40		335.60	330.80	311.70		282.90	291.50	301.80	297.40	245.30	293.00	298.00			
Houston, Tex.		76.45	95.80		86.45		107.05	101.20	88.35	70.95	67.60	62.45	76.45	70.30		65.95				78.70
Indianapolis, Ind.	117.90		42.25		34.20		50.95	45.15		17.15	11.00	7.60			57.00			95.80		23.90
Joplin, Mo.	92.40	46.80	71.90		61.90		80.60	74.80	57.00		32.05		46.80		25.25		43.30	60.75	49.00	
Knoxville, Tenn.	113.70		49.60		31.20		53.25	45.00							50.40			95.65	83.90	
Little Rock, Ark.	84.50	50.35	72.70		61.00		81.80	74.80	62.25	45.00		36.35	50.35	44.20	20.60	39.85		66.50	54.75	51.75
Los Angeles, Calif.		133.75	158.85	‡126.70	149.35	‡118.90	167.55	161.75	143.70	133.40	114.75	123.85	133.75	129.35	77.30	125.00	130.00	36.20	46.95	140.15
Louisville, Ky.	114.30	20.55	42.90		33.65		52.00	45.80	32.45	15.20	17.90	6.55	20.55	14.40	50.40	10.05		92.65	80.90	21.95
Memphis, Tenn.	92.60	42.30	64.65		52.95		73.75	66.75	54.20	36.95		28.30	42.30	36.15	28.65	31.80	124.60	74.55	62.80	43.70
Mexico City, D. F.	..6..	124.50	145.40		134.50		155.50	149.30	136.40	119.00	114.00	110.50	124.50	118.30	58.70	114.00			‡110.65	126.70
Miami, Fla.																				
Midland/Odessa, Tex.		88.10	107.90		97.00		117.00	110.80	98.30	83.50	72.55	74.85	88.10	82.70	19.90	78.35	84.60	28.00	16.25	90.25
Milwaukee, Wis.	128.40		45.10		40.30		53.80	48.00	29.95	32.10	5.95	22.55			61.25		16.25	96.75	85.00	38.85
Monterrey, N. L.		99.30	120.70		109.80		129.80	123.60	111.20	96.30	88.00	87.70	99.30	95.50	32.70	91.20	99.30			103.10
Nashville, Tenn.	104.90	29.95	52.30		40.60		61.40	54.40	41.85	24.60	27.30	15.95	29.95	23.80	41.00	19.45		86.25	74.50	31.35
New Haven, Conn.	158.60	29.95	7.45		15.75		8.60	3.50	21.20	34.20	48.95	41.20	29.95	35.30	92.85	39.65	34.90	136.50	123.75	27.55
New Orleans, La.																			‡ 65.65	
New York, N. Y.	154.80	26.10	9.40		11.90		12.15	3.90	19.40	30.35	45.10	37.35	26.10	31.45	89.00	35.80	31.10	131.65	119.90	23.70
Oklahoma City, Okla.	79.20	59.95	85.05		75.05		93.75	87.95	70.15	59.10	45.20	49.55	59.95	55.05	12.10	50.70	56.45	47.60	35.85	65.85
Parkersburg, W. Va.	131.40	25.50	34.90		19.45		41.50	33.25		5.00	28.10	11.50	25.50	19.35	66.45	15.00		106.65	94.90	7.75
Peoria, Ill.	116.60		52.95		45.65		61.65	55.85	37.80		8.85				49.45		24.10	84.95	73.20	
Philadelphia, Pa.	148.90		15.25		6.05		18.00	9.75	25.25	24.50	41.55	34.05			83.15			126.70	114.95	17.85
Phoenix, Ariz.		114.80	139.90	‡106.30	130.40	‡98.50	148.60	142.80	124.75	114.45	95.80	104.90	114.80	110.40	55.90	106.05	111.05	13.45	24.20	121.20
Pittsburgh, Pa.	137.60		30.60				32.75	25.50			27.25	18.70		10.85	73.65	15.20		112.50	99.75	
Providence, R. I.	163.70	34.00	9.20		20.80		4.05	7.00	25.10	39.25	53.00	45.55	34.00	39.65	97.20	44.00	38.80	139.55	127.80	32.60
Richmond, Va.	137.00		28.65		9.35		31.40	23.15			43.65				74.75			120.00	108.25	
Roanoke, Va.	128.40		35.20		15.90		37.95	29.70							65.70			110.95	99.20	
Rochester, N. Y.	150.00	18.35	13.45		28.70		22.55	20.70	4.45		33.40	30.35	16.35	23.40	84.70	26.85	18.15	120.20	108.45	
St. Louis, Mo.	107.90	31.30	56.40		46.40		65.10	59.30	41.50		16.55	20.90	31.30		40.75		27.80	76.25	64.50	
San Antonio, Tex.	52.40	82.25	103.70		92.80		112.80	106.60	94.15	79.30	71.00	70.65	82.25	78.50	15.70	74.15	82.25			86.05
San Diego, Calif.		133.75	158.85	‡126.25	149.35	‡118.45	167.55	161.75	143.70	133.40	114.75	123.85	133.75	129.35	77.30	125.00	130.00	32.40	43.15	140.15
San Francisco/Oakland	129.50	133.75	158.85	‡138.75	149.35	‡135.15	167.55	161.75	143.70	138.00	114.75	128.45	133.75	132.80	97.90	128.45	130.00	56.40	67.15	144.75
Springfield, Ill.	113.10		56.40		46.40		65.10	59.30	41.30		12.35				45.95		27.60	81.45	69.70	
Springfield, Mo.	96.10	43.35	68.45		58.45		77.15	71.35	53.55		28.60		43.35		29.00		39.85	106.50	62.75	
Syracuse, N. Y.	154.40	22.75	9.05		24.30		18.15	16.30	8.85		37.80	34.75	20.75	27.80	89.00	31.25	22.55	124.60	112.85	
Tampa, Fla.																			‡ 98.05	
Toronto, Ont.	147.60	20.50	22.50		35.90		31.60	26.80	6.60		31.00	32.00	17.00	25.05	86.85	28.50	20.30	122.35	110.60	
Tucson, Ariz.		111.25	136.35	‡101.00	126.35	‡93.20	145.05	139.25	121.45	110.40	95.80	100.85	111.25	106.35	51.60	102.00	107.75	6.70	17.45	117.15
Tulsa, Okla.	86.10	53.10	78.20		68.20		86.90	81.10	63.30	52.25	38.35	42.70	53.10	48.20	18.95	43.85	49.60	54.45	42.70	59.00
Washington, D. C.	141.40		22.80		3.50		25.55	17.30	32.80	16.95	37.80	26.50			78.10	26.50		121.65	109.90	10.30
Wilkes-Barre/Scranton, Pa.	152.00	25.20			18.55		18.65	10.55	12.75		40.60	33.05	24.05	25.20	88.00	29.55	26.45	125.85	114.10	
Wilmington, Del.	147.40		16.80		4.50		19.55	11.30	26.80	22.95	41.30	32.50			81.60			125.15	113.40	16.30

BETWEEN ☞ AND	Hartford/Springfield, Mass.	Honolulu, T. H.	Houston, Tex.	Indianapolis, Ind.	Joplin, Mo.	Knoxville, Tenn.	Little Rock, Ark.	Los Angeles, Calif.	Louisville, Ky.	Memphis, Tenn.	Mexico City, D. F.	Miami, Fla.	Midland/Odessa, Tex.	Milwaukee, Wis.	Monterrey, N. L.	Nashville, Tenn.	New Haven, Conn.	New Orleans, La.	New York, N. Y.	Oklahoma City, Okla.	Parkersburg, W. Va.
Hartford/Springfield, Mass.		230.90																			
Houston, Tex.	103.05	259.50																			
Indianapolis, Ind.	46.25	286.10																			
Joplin, Mo.	75.90																				
Knoxville, Tenn.	47.80	294.10	56.25																		
Little Rock, Ark.	77.00	264.90				30.80															
Los Angeles, Calif.	162.85	168.00	‡91.50	118.10	91.15	126.05	96.90														
Louisville, Ky.	47.20	288.40	56.90			19.80	30.80	120.35													
Memphis, Tenn.	68.95	273.00				22.75	9.05	104.95	22.75												
Mexico City, D. F.	150.70	266.00		108.50	83.00	104.30	75.10		104.90	83.20											
Miami, Fla.								‡162.80													
Midland/Odessa, Tex.	112.20				42.30	69.30	39.50	62.20	69.30	47.55											
Milwaukee, Wis.	49.10	282.80		15.95	37.00			114.75			119.00		78.30								
Monterrey, N. L.	125.00			86.70	57.00	82.10	52.30		82.10	60.40		93.00									
Nashville, Tenn.	56.60	284.70	47.50	17.30		10.40	21.40	116.65	10.40	13.35	95.50		69.90		72.70						
New Haven, Conn.	3.50	330.70	101.20	46.10	75.75	45.95	75.75	162.70	46.75	67.70	149.20		111.75	48.95	124.60	55.35					
New Orleans, La.								‡107.80													
New York, N. Y.	6.70	326.90	97.35	42.25	71.90	42.10	71.90	158.85	42.90	63.85	145.40		107.90	45.10	120.70	51.50	4.85				
Oklahoma City, Okla.	89.05	246.90			14.15	49.05		78.00	46.05		69.80		29.15	50.15	43.80	39.65	88.90		85.05		
Parkersburg, W. Va.	36.05		72.10	18.10			46.85	134.35	17.05	38.80	122.00		85.35	33.05	98.20	26.45	34.20		30.35	60.05	
Peoria, Ill.	56.95				25.20			107.60			97.20		66.50	13.80	81.20		56.80		52.95	38.35	
Philadelphia, Pa.	12.55	322.40	91.50	37.85	66.95	36.25	66.05	154.40	38.70	58.00	139.50		102.05	41.55	114.90	45.65	10.70		6.85	80.10	24.50
Phoenix, Ariz.	143.90	191.80	‡68.75	99.15	70.05	104.95	76.50	23.75	101.40	84.55		‡132.40	39.45	100.75		95.55	143.75	‡87.40	139.90	55.90	115.40
Pittsburgh, Pa.	27.30	307.20	80.15	22.10			55.05	139.20	24.25	46.00	128.20		93.55		105.40	33.65	26.45		21.60	64.90	
Providence, R. I.	4.90	334.80	106.25	50.15	79.80	51.00	80.80	166.75	51.10	72.75	154.30		116.10	53.00	128.90	60.40	6.05		9.90	92.95	39.25
Richmond, Va.	25.95	317.40	79.55			25.35	55.15	149.35		47.10	127.60		93.65	46.15	106.50	34.75	24.10		20.25	73.40	
Roanoke, Va.	32.50		70.95			16.30	46.10	141.35		38.05	119.00		84.60		97.40	25.70	30.65		26.80	64.35	
Rochester, N. Y.	17.75		92.80		60.45		65.70	147.15	35.90	57.65	140.60		101.75	33.40	114.60	45.30	19.90		17.80	73.05	
St. Louis, Mo.	60.40	272.00			16.50			103.95			98.50		57.80	21.50	72.50		60.25		56.40	29.65	
San Antonio, Tex.	108.00	251.20			39.95	65.10	36.30	83.20	65.10	43.35	43.00			75.95	17.00	55.70	107.55		103.70	26.80	81.15

ONE-WAY FLAGSHIP FARES (Continued)

(U. S. CURRENCY)

BETWEEN ☞ AND	Hartford/Springfield, Mass.	Honolulu, T. H.	Houston, Tex.	Indianapolis, Ind.	Joplin, Mo.	Knoxville, Tenn.	Little Rock, Ark.	Los Angeles, Calif.	Louisville, Ky.	Memphis, Tenn.	Mexico City, D. F.	Miami, Fla.	Midland/Odessa, Tex.	Milwaukee, Wis.	Monterrey, N. L.	Nashville, Tenn.	New Haven, Conn.	New Orleans, La.	New York, N. Y.	Oklahoma City, Okla.	Parkersburg, W. Va.
San Diego, Calif.	162.85	175.80	87‡70	118.10	91.15	126.05	96.90	7.75	120.35	104.95	.....	152‡35	58.40	114.75	.....	116.65	162.70	107‡35	158.85	78.00	134.35
San Francisco/Oakland	162.85	168.00	111‡70	122.70	104.20	134.35	112.20	.....	124.95	120.25	.....	120	173‡40	82.40	114.75	120.10	124.95	128‡40	158.85	97.90	138.95
Springfield, Ill.	60.40	.....	.....	.....	21.70	.....	.....	.....	.....	.....	107.60	.....	.....	.....	63.00	17.30	77.70	.....	56.40	34.85	.....
Springfield, Mo.	72.45	.....	.....	.....	4.75	.....	.....	.....	.....	94.90	.....	.....	86.70	.....	46.05	33.55	60.70	.....	72.30	.....	.....
Syracuse, N. Y.	13.35	319.60	97.20	.....	64.85	.....	70.10	151.55	40.30	62.05	145.00	.....	.....	.....	106.15	37.80	119.00	49.70	15.50	.....	.....
Tampa, Fla.	.....	.....	.....	.....	.....	.....	.....	140‡20	.....	.....	.....	.....	.....	.....	.....	.....	.....	.....	13.40	78.00	.....
Toronto, Ont.	26.80	312.30	93.45	.....	62.60	.....	67.35	145.75	37.55	59.30	138.20	.....	103.55	35.55	114.80	46.95	26.80	.....	25.00	75.75	.....
Tucson, Ariz.	140.35	198.50	62‡00	95.80	65.45	100.35	71.20	30.60	97.35	79.25	.....	127‡10	32.70	100.75	.....	90.95	140.20	82‡10	136.35	52.30	111.35
Tulsa, Okla.	82.20	252.90	.....	.....	7.30	42.20	.....	84.85	39.20	.....	76.70	.....	36.00	43.30	50.70	32.80	82.05	.....	78.20	7.85	53.20
Washington, D. C.	20.10	317.40	83.95	33.10	61.90	28.70	58.60	149.35	31.15	50.45	132.00	.....	97.00	40.30	109.80	38.10	18.25	.....	14.40	75.05	16.95
Wilkes-Barre/Scranton, Pa.	13.35	.....	95.50	.....	66.10	.....	68.40	153.55	38.60	60.35	143.50	.....	106.90	41.60	119.70	48.00	11.50	.....	7.65	79.25	.....
Wilmington, Del.	14.10	.....	89.95	37.55	65.40	34.70	64.50	152.85	37.15	56.45	138.00	.....	100.50	41.55	113.30	44.10	12.25	.....	8.40	78.55	22.95

BETWEEN ☞ AND	Peoria, Ill.	Philadelphia, Pa.	Phoenix, Ariz.	Pittsburgh, Pa.	Providence, R. I.	Richmond, Va.	Roanoke, Va.	Rochester, N. Y.	St. Louis, Mo.	San Antonio, Tex.	San Diego, Calif.	San Francisco/Oakland, Calif.	Springfield, Ill.	Springfield, Mo.	Syracuse, N. Y.	Tampa, Fla.	Toronto, Ont.	Tucson, Ariz.	Tulsa, Okla.	Washington, D. C.	Wilkes-Barre/Scranton, Pa.
Philadelphia, Pa.	49.40																				
Phoenix, Ariz.	88.65	135.45																			
Pittsburgh, Pa.	.....	.....	120.25																		
Providence, R. I.	60.85	15.75	147.80	30.60																	
Richmond, Va.	.....	14.40	129.30	.....	29.15																
Roanoke, Va.	.....	20.95	120.25	.....	35.70	10.05															
Rochester, N. Y.	41.25	23.65	128.20	.....	21.65	.....	.....														
St. Louis, Mo.	9.70	51.45	85.00	.....	64.30	.....	.....	44.95													
San Antonio, Tex.	64.15	97.85	60‡45	88.35	111.90	89.45	80.40	97.60	55.45	.....											
San Diego, Calif.	107.60	154.40	19.95	139.20	166.75	149.35	141.35	147.15	103.95	79.40	.....										
San Francisco, Calif.	114.40	154.40	43.95	139.20	166.75	149.35	149.35	147.15	108.55	103.40	.....	.....									
Springfield, Ill.	4.50	51.45	88.65	.....	64.30	.....	.....	44.75	6.20	60.65	107.60	113.75	.....								
Springfield, Mo.	21.75	63.50	73.80	.....	76.35	.....	.....	57.00	13.05	43.70	94.90	107.95	18.25	.....							
Syracuse, N. Y.	45.65	19.25	132.60	.....	17.25	.....	.....	5.40	49.35	102.00	151.55	151.55	49.15	61.40	.....						
Tampa, Fla.	.....	.....	119‡80	.....	.....	.....	.....	.....	.....	.....	139‡75	160‡80	.....	.....	.....	.....					
Toronto, Ont.	39.85	30.85	126.80	.....	30.70	.....	.....	10.05	47.10	99.25	145.75	145.75	43.35	59.15	14.45	.....	.....				
Tucson, Ariz.	88.65	131.40	7.75	117.20	144.25	124.70	115.65	124.90	80.95	53‡70	26.70	50.70	86.15	69.20	129.30	114‡50	126.80	.....	.....	.....	.....
Tulsa, Okla.	31.50	73.25	63.75	58.05	86.10	66.55	57.50	66.75	22.80	33.65	84.85	97.90	28.00	11.05	71.15	.....	68.90	59.15	.....	.....	.....
Washington, D. C.	45.65	8.55	130.40	.....	23.30	6.85	13.40	31.20	46.40	92.80	149.35	149.35	46.40	58.45	26.80	.....	38.40	126.35	68.20	.....	.....
Wilkes-Barre/Scranton, Pa.	48.45	13.50	134.60	.....	16.55	.....	.....	50.60	50.60	102.70	153.55	153.55	50.60	62.65	.....	.....	18.35	130.55	72.40	21.05	.....
Wilmington, Del.	49.15	3.50	133.90	.....	17.30	12.85	19.40	25.20	49.90	96.30	152.85	152.85	49.90	61.95	20.80	.....	32.40	129.85	71.70	7.00	15.05

ONE-WAY ROYAL COACHMAN FARES –

CHICAGO - LOS ANGELES $76.00
CHICAGO - SAN FRANCISCO $76.00
NEW YORK - LOS ANGELES $99.00
WASHINGTON - LOS ANGELES $98.00

ONE WAY BLUE RIBBON AIRCOACH FARES

Boston-Buffalo	$ 19.00	Cincinnati-New-York	$ 28.30
Boston-Chicago	40.00	Cincinnati-St. Louis	16.00
Boston-Cincinnati	35.10	Dallas/Ft. Worth-El Paso	26.70
Boston-Dallas/Ft. Worth	71.00	Dallas/Ft. Worth-Los Angeles	57.00
Boston-Los Angeles	106.00	Dallas/Ft. Worth-Memphis	21.80
Boston-Mexico City	111.15*	Dallas/Ft. Worth-Mexico City	44.00
Boston-New York	9.40	Dallas/Ft. Worth-Nashville	31.00
Boston-Philadelphia	13.80	Dallas/Ft. Worth-New York	63.00
Boston-Phoenix	101.00	Dallas/Ft. Worth-Oakland/San Fran.	67.00
Boston-St. Louis	49.10	Dallas/Ft. Worth-Philadelphia	60.70
Boston-San Diego	106.00	Dallas/Ft. Worth-San Antonio	12.00
Boston-Tucson	99.00	Dallas/Ft. Worth-Washington	54.00
Boston-Washington	19.50	Detroit-Los Angeles	86.00
Buffalo-Chicago	22.00	Detroit-New York	24.00
Buffalo-Los Angeles	95.00	Detroit-Phoenix	80.00
Buffalo-San Diego	95.00	Detroit-San Diego	86.00
Chicago-Dallas/Ft. Worth	39.00	Detroit-Tucson	76.00
Chicago-Detroit	11.00	El Paso-Los Angeles	35.50
Chicago-Los Angeles	76.00	El Paso-Miami	82.10‡
Chicago-Mexico City	76.00	El Paso-New Orleans	48.30‡
Chicago-New York	33.00	El Paso-New York	89.70
Chicago-Phoenix	69.00	El Paso-San Diego	32.70
Chicago-San Antonio	51.00	El Paso-Tampa	72.60‡
Chicago-San Diego	76.00	El Paso-Washington	80.70
Chicago-Tucson	66.00	Houston-Los Angeles	$ 67.80‡
Cincinnati-Los Angeles	87.00	Houston-San Diego	64.90‡
		Los Angeles-Memphis	78.80
		Los Angeles-Miami	114.70‡
		Los Angeles-Nashville	87.80
		Los Angeles-New Orleans	80.90‡
		Los Angeles-New York	99.00
		Los Angeles-Philadelphia	98.00
		Los Angeles-Phoenix	18.00
		Los Angeles-St. Louis	73.00
		Los Angeles-San Antonio	61.50‡
		Los Angeles-San Diego	6.10
		Los Angeles-Tampa	105.20‡
		Los Angeles-Tucson	23.20
		Los Angeles-Washington	98.00
		Memphis-Mexico City	65.80
		Memphis-Nashville	10.30
		Memphis-New York	48.20
		Memphis-Oakland/San Francisco	88.80
		Memphis-Washington	38.10
		Mexico City Nashville	75.00
		Mexico City-New York	99.00
		Mexico City-San Antonio	35.00
		Mexico City-Washington	92.50
		Miami-Oakland/San Francisco	$124.70‡
		Nashville-New York	38.80
		Nashville-Oakland/San Francisco	94.00
		Nashville-Washington	28.90
		New Orleans-Oakland/San Fran.	90.90‡
		New York-Oakland/San Francisco	99.00
		New York-Philadelphia	5.40
		New York-Phoenix	94.00
		New York-St. Louis	41.00
		New York-San Antonio	74.00
		New York-San Diego	99.00
		New York-Tucson	93.00
		New York-Washington	11.10
		Oakland/San Francisco-Tampa	115.20‡
		Oakland/San Fran.-Washington	98.00
		Philadelphia-San Diego	98.00
		Philadelphia-Washington	6.70
		Phoenix-San Diego	15.30
		Phoenix-Tucson	6.10
		San Antonio-San Diego	58.60‡
		San Antonio-Washington	65.00
		San Diego-Tucson	20.30
		San Diego-Washington	98.00

30 DAY ROUND TRIP AIRCOACH EXCURSION FARES *

Boston-Los Angeles	$178.80	New York/Newark-Oakland/San Francisco	$160.00
Boston-San Diego	178.80	New York/Newark-San Diego	160.00
Los Angeles-New York/Newark	160.00	Oakland/San Francisco-Washington	160.00
Los Angeles-Philadelphia	160.00	Philadelphia-San Diego	160.00
Los Angeles-Washington	160.00	San Diego-Washington	160.00

All fares quoted apply via direct route from airport to airport and are subject to federal transportation tax. Consult American Airlines Agent for permissible indirect routing and for government fares to Mexico. Fares for children 2-11 accompanied by a passenger at least twelve years of age will be one-half the fares quoted above. All fares quoted are subject to official tariffs which are on file and open for public inspection. ‡—Fare OW $9.40, RT $16.90 †—Applicable for travel only on Monday, Tuesday, Wednesday and Thursday. Not applicable on ROYAL COACHMAN flights. Children's discount does not apply to Aircoach Excursion Fares. ‡—Via Interchange Service. *First class travel Boston-New York.

AMERICAN AIRLINES

FOR YOUR CONVENIENCE, Arrivals and Departures are shown in LOCAL TIME as observed in each city.

FASTEST

Only

NONSTOP SERVICE between CLEVELAND -LOS ANGELES



You fly the Mercury in luxury

Only American offers nonstop service between Cleveland and Los Angeles — over an hour faster than any other airline. You fly American's famous DC•7 Mercury, the luxury leader in the world of flight.

See page 16, table 8, for schedules.

AMERICAN AIRLINES

America's Leading Airline

AMERICAN AIRfreight SERVICE

In addition to Airfreight Service shown in this table, all other American Airlines flights shown elsewhere in this timetable carry Airfreight

AMERICAN AIRLINES

FOR YOUR CONVENIENCE, Arrivals and Departures are shown in LOCAL TIME as observed in each city.

DC-6A	DC-6A	DC-6	DC-4	DC-6A	DC-6A	DC-6A	DC-6A	← AIRFREIGHTERS →			DC-6A	DC-6A	DC-6A	DC-6A	DC-4	DC-6A	DC-6A
855 Sat. Only	815 Sat. Only	853 Ex Sun. & Mon.	843 Ex Sat. & Sun.	855 Ex Sa Su & Mon.	801 Ex Sat. & Sun.	807 Ex Sat. & Sun.	803 Ex Sat. & Sun.	READ DOWN		READ UP	804 Ex Sat. & Sun.	802 Ex Sat. & Sun.	800 Ex Sat. & Sun.	856 Ex Sat. & Sun.	852 Ex Sat. & Sun.	814 Sat. Only	858 Sun. Only
am	pm	pm	pm	am	pm	pm	pm				pm	pm	pm	pm	am	pm	pm
.....	10.20	.....	10.30	.....	10.00	.....	.....	Lv **Boston**	EDT	Ar	.....	.....	5.37	.....	7.20	9.52	.....
.....	–	.....	–	.....	10.41	.....	.....	Ar **Hartford**	"	Lv	.....	.....	↑	.....	6.35	–	.....
.....	–	.....	–	.....	11.25	.....	.....	Lv **Hartford**	"	Ar	.....	.....	↑	.....	5.57	–	.....
.....	–	✗*7.30*	✗*7.30*	.....	↓	.....	.....	Lv Bridgeport	"	Ar	.....	.....	↑	.....	↑	–	.....
.....	11.25	–	11.45	.....	↓	.....	.....	Ar **New York** (LaGuardia)	"	Lv	.....	.....	↑	.....	↑	8.50	.....
.....	–	–	–	.....	↓	.....	.....	Ar **New York** (Newark)	"	Lv	.....	.....	4.30	.....	↑	–	.....
.....	–	–	–	.....	↓	.....	.....	Lv **New York** (Newark)	"	Ar	.....	.....	3.40	.....	↑	–	.....
12.25	12.20	2.30	1.00	12.25	↓	11.30	10.30	Lv **New York** (LaGuardia)	"	Ar	5.09	4.45	↑	8.04	↑	7.50	.....
↓	↓	↓	↓	↓	↓	↓	↓	Ar Baltimore	"	Lv	↑	3.43	↑	↑	↑	↑	.....
↓	↓	↓	↓	↓	↓	↓	↓	Lv Baltimore	"	Ar	↑	2.44	↑	↑	↑	↑	.....
↓	↓	↓	↓	↓	↓	↓	↓	Ar Washington	"	Lv	↑	↑	↑	↑	↑	↑	.....
↓	↓	↓	↓	↓	↓	↓	↓	Lv Washington	"	Ar	↑	↑	↑	↑	↑	↑	.....
↓	↓	↓	2.50	↓	↓	↓	↓	Ar **Buffalo**	"	Lv	↑	↑	↑	↑	4.05	↑	.....
↓	↓	↓	3.50	↓	↓	↓	↓	Lv **Buffalo**	EDT	Ar	↑	↑	↑	↑	3.27	↑	.....
1.49	1.44	↓	–	1.49	◄ 1.03	↓	↓	Ar **Detroit**	EST	Lv	↑	↑	12.30	↑	1.00	4.40	.....
3.05	2.50	↓	–	3.05	2.05	↓	↓	Lv **Detroit**	"	Ar	↑	↑	11.41	↑	12.02	3.51	.....
↓	↓	↓	↓	↓	↓	↓	↓	Ar Cincinnati	"	Lv	1.41	↑	↑	↑	↑	↑	.....
↓	↓	↓	↓	↓	↓	↓	↓	Lv Cincinnati	EST	Ar	1.06	↑	↑	↑	↑	↑	.....
↓	↓	↓	↓	↓	♂*7.00*	♂*7.00*	↓	Lv Milwaukee	CST	Ar	↑	↑	↑	↑	↑	↑	.....
4.20	4.05	4.45	5.38	4.20	3.20	1.50	↓	Ar **Chicago** (Midway)	CDT	Lv	11.45	↑	10.30	↑	**10.40**	2.40	.....
6.00	5.05	.....	.....	6.00	4.20	3.15	↓	Lv **Chicago** (Midway)	CDT	Ar	10.20	↑	9.15	↑	.....	1.40	.....
↓	↓	.....	.....	↓	↓	↓	↓	Ar Nashville	CST	Lv	↑	10.20	↑	↑	.....	↑	.....
↓	↓	.....	.....	↓	↓	↓	↓	Lv Nashville	"	Ar	↑	9.40	↑	↑	.....	↑	.....
↓	↓	.....	.....	↓	↓	↓	↓	Ar Memphis	"	Lv	↑	8.40	↑	↑	.....	↑	.....
↓	↓	.....	.....	↓	↓	↓	↓	Lv Memphis	"	Ar	↑	7.58	↑	↑	.....	↑	.....
↓	↓	.....	.....	↓	↓	↓	↓	Ar Tulsa	"	Lv	↑	↑	↑	↑	.....	↑	.....
↓	↓	.....	.....	↓	↓	↓	↓	Lv Tulsa	"	Ar	↑	↑	↑	↑	.....	↑	.....
↓	↓	.....	.....	↓	↓	↓	↓	Ar Oklahoma City	"	Lv	↑	↑	↑	↑	.....	↑	.....
↓	↓	.....	.....	↓	↓	↓	↓	Lv Oklahoma City	"	Ar	↑	↑	↑	↑	.....	↑	.....
8.20	7.25	.....	.....	8.20	↓	↓	↓	Ar **Dallas**	"	Lv	6.05	6.10	↑	**12.45**	.....	9.25	.....
11.00	8.25	.....	.....	↓	↓	↓	↓	Lv **Dallas**	"	Ar	4.45	4.15	↑	↑	.....	8.25	**3.21**
–	–	.....	.....	.....	↓	↓	m2.19	Ar Ft. Worth	"	Lv	↑	–	↑	↑	.....	–	–
–	–	.....	.....	.....	↓	↓	m2.44	Lv Ft. Worth	"	Ar	↑	–	↑	↑	.....	–	–
12.13	–	.....	.....	.....	↓	↓	–	Ar San Antonio	"	Lv	↑	–	↑	↑	.....	–	**2.10**
1.28	–	.....	.....	.....	↓	↓	–	Lv San Antonio	"	Ar	↑	–	↑	↑	.....	–	**12.38**
4.16	–	.....	.....	.....	↓	↓	–	Ar Mexico City	CST	Lv	↑	–	↑	↑	.....	–	9.50
.....	11.29	.....	.....	.....	9.07	7.33	5.43	Ar **Los Angeles** (International Airport)	PST	Lv	**10.00**	–	**11.30**	.....	.....	1.40	.....
.....	**12.40**	.....	.....	.....	10.10	.....	.....	Lv **Los Angeles** (International Airport)	"	Ar	.....	–	.....	.....	.....	12.33	.....
.....	**2.15**	.....	.....	.....	11.45	.....	.....	Ar **San Francisco**	PST	Lv	.....	**8.30**	.....	.....	.....	**10.55**	.....
pm	pm	am	am	am	am	am	am				pm	pm	pm	pm	pm	pm	am

EXPLANATION OF REFERENCE MARKS FOR AIRFREIGHTER SCHEDULES

m—Operational and mail stop only.
CDT—Central Daylight Time.
CST—Central Standard Time.
EDT—Eastern Daylight Time.
EST—Eastern Standard Time.
PST—Pacific Standard Time.
♂—Via motor connection to Chicago except Sat. and Sun.
✗—Via motor connection to New York except Sat. and Sun.

AMERICAN *offers the most frequent DC-6A Airfreight Service*

NEW YORK-LOS ANGELES

earliest arrival in Los Angeles

AMERICAN AIRLINES

FOR YOUR CONVENIENCE, Arrivals and Departures are shown in LOCAL TIME as observed in each city.

TELEPHONES • TICKET and AIRFREIGHT OFFICES • *GROUND TRANSPORTATION

CITY	RESERVATION	TICKET OFFICES	AIRFREIGHT	AIRPORT	MILES		TIME	Conveyance	FARE
Akron 8, Ohio	Tyler 6-2315	Sheraton-Mayflower Hotel Lobby	Tyler 6-2315	Akron-Canton	16 S		45	Limousine	$1.65
Albany 7, N. Y.		Hotel Ten Eyck	UNion 9-5321	Albany	9 NW		35	Taxi	1.15
Atlanta, Ga.	LAmar 3241	Piedmont & Biltmore Hotels	LAmar 3242	Atlanta	8½ SW		50	Taxi	1.25
Baltimore 2, Md.	SAratoga 7-3210	118 E. Baltimore St.	SOuthfield 1-1300	Friendship Int'l.	8 SW		40	Limousine	1.15
Birmingham, Ala.	59-3601	2002 Fifth Ave., N.	59-3601	Municipal	4½ E		30	Taxi	1.25
Bisbee, Ariz.	HEmlock 2-2172	Airport Terminal	HEmlock 2-2172	Bisbee/Douglas Int'l.	22 SE		50	Limousine	2.30
Boston, Mass.	LIberty 2-6700	Statler Hotel and 152 Federal St.	LIberty 2-1717	Logan International	3 E		6	Limousine	1.60
Bridgeport, Conn.	EDison 7-4467	21 Post Office Arcade	EDison 7-4467	Municipal	4½ E		20	Taxi	K1.60
Buffalo 2, N. Y.	MOhawk 4242	Hotel Statler Arcade, 160 Franklin St.	PLaza 6007	Municipal	9 E		45	Limousine	1.35
Burbank, Calif.	THornwall 6-4111	Lockheed Air Terminal	THornwall 6-4111						
Canton, Ohio	HYacinth 9-2511	Airport Terminal	HYacinth 9-2511	Akron-Canton	8½ NW		30	Limousine	1.65
Charleston, W. Va.	DIckens 6-0361	Daniel Boone Hotel	DIckens 6-0361	Kanawha County	4 NE		30	Limousine	.75
		55 E. Monroe St. & Conrad Hilton Hotel							
Chicago, Ill.	FRanklin 2-8000	Morrison and Sheraton Hotels (Y)	REliance 5-8100	Midway	12 SW	E		Coach	1.45
Also see Evanston		Prudential Bldg. Lobby (Y)		O'Hare Field	23 NW	H		Coach	2.25
		175 W. Jackson Blvd. (Y)	*between*	*Midway & O'Hare*	*22 N*	*60*		*Coach*	*3.50*
Cincinnati 2, Ohio	MAin 1-6200	4th & Walnut Sts.; Netherland Plaza	DIxie 5600	Greater Cincinnati	12 SW	50		Coach	1.25
Cleveland 14, Ohio	TOwer 1-0400	Union Commerce & Term. Tower Bldgs	ORchard 1-5431	Hopkins Municipal	12 SW	60		Coach	1.25
Columbus 15, Ohio	BElmont 5-3461	Deshler-Hilton Hotel, Broad & High Sts.	BElmont 1-3277	Port Columbus	9 NE	40		Limousine	1.20
Dallas 1, Texas	ANdrews 2-3292	Baker & Statler-Hilton Hotels	FLeetwood 7-7391	Love Field	7 NW	40		Limousine	1.00
			Love Field to	Amon Carter Field	18 W	55		Limousine	1.50
			Amon Carter	*Amon Carter Field*	*12 W*	*30*		*Limousine*	*1.25*
Dayton 2, Ohio	MO. 4-4655	Biltmore Hotel, 210 N. Main St.	MO. 4-4655	Jas. M. Cox Municipal	12½ N	50		Limousine	1.25
Detroit 26, Mich.	WOodward 5-1000	1265 Wash. Blvd. General Motors Bldg.	LOgan 5-9100	Willow Run	32 W	60		Coach	1.50
		Concourse & Penobscot Bldg. Lobby							
		Dearborn Inn — Dearborn, Mich.							
Douglas, Ariz.	EMpire 4-3437	Airport Terminal	EMpire 4-3437	Bisbee/Douglas Int'l.	11 N		35	Limousine	1.25
Elkins, W. Va.	1100	Airport Terminal	1160	Municipal	3 S		20	Taxi	.75
El Paso, Texas	PRospect 8-3381	Hilton Hotel	PRospect 2-1173	International	7 NE		X40	Limousine	1.05
Evanston, Ill.	FRanklin 2-8000	Carlson Bldg., Orrington & Church	REliance 5-8100	Midway (Q)	22 SW	90		Coach	2.75
Fort Worth, Texas	ATlas 4-2511	Texas Hotel, Main & 8th St.	ATlas 4-2551	Amon Carter Field	19 E	60		Limousine	1.50
			Amon Carter	Love Field	31 E	75		Limousine	2.75
				Field to Love Field	*12 E*	*30*		*Limousine*	*1.25*
Frankfurt, Germany	Not a reservation or	ticket office							
Hamilton, Ont., Canada	JAckson 8-6701	22 King St., West—Toronto	JAckson 8-6701	Malton	39½ NE		75	Limousine	3.00
Hartford, Conn.	JAckson 7-5141	Hotel Statler	JAckson 7-0212	Bradley Field	14 N		45	Coach	G1.25
Honolulu, T. H.	6-3581	1021 Bishop St.	6-3581						
Houston 2, Texas	CApitol 2-9373	305 Walker Ave.	CApitol 2-9373	Houston International	10 SE		40	Limousine	1.35
Indianapolis 4, Ind.	MElrose 7-1501	Claypool Hotel, 14 N. Illinois	CHapel 1-2545	Municipal	8 SW		45	Coach	1.25
Joplin, Mo.	MAyfair 3-7085	Airport Terminal	MAyfair 3-7085	Municipal	4 N		20	Limousine	.75
Knoxville, Tenn.	7-4411	Farragut Hotel, 530 So. Gay St.	7-6264	Municipal	12 SW		60	Limousine	1.35
Las Vegas, Nev.	DUdley 4-3930	Sahara Hotel	DUdley 4-8330	McCarran Field			45	Limousine	1.00
Little Rock, Ark.	FRanklin 4-0395	108 E. Capitol Ave.	FRanklin 4-0395	Municipal	2½ SE		30	Limousine	.70
London W1, England		Not a reservation or ticket office							
Los Angeles, Calif.	MAdison 6-3811	Statler Center, 906 Wilshire Blvd. and	OREgon 8-7251	Los Angeles Int'l.	14 SW		60	Coach	1.20
Also see Burbank	THornwall 6-4111	521 West 6th St.	THornwall 6-4111						
Beverly Hills, Calif.	Crestview 4-6185	Beverly Hilton Hotel, 9868 Wilshire	Crestview 4-6185	Los Angeles Int'l.	12 S				
Hollywood 28, Calif.	MAdison 6-3811	Hollywood Roosevelt Hotel and	ORegou 8-7251	Los Angeles Int'l.	15 S		60	Coach	1.20
		Hollywood & Vine							
Huntington Park, Cal.	MAdison 6-3811	7139 Pacific Boulevard	OREgon 8-7251	Los Angeles Int'l.	13 W				
Long Beach, Calif.	NEwmark 8-0444	Wilton Hotel, 222 E. Ocean Blvd.	NEwmark 8-0444	Los Angeles Int'l.	25 NW		55	Limousine	M2.40
Pasadena, Calif.	SYcamore 5-4225	626 E. Colorado Blvd.	SYcamore 5-4225	Los Angeles Int'l.	30 SW		55	Limousine	N2.50
Louisville 2, Ky.	EMerson 8-1633	319 West Walnut Street	EMerson 8-1666	Standiford Field	6 S		30	Taxi	1.00
Manila, Philippines	Not a reservation or	ticket office							
Marietta, Ohio	HUdson 5-5541	(See Parkersburg)	HUdson 5-5541	(See Parkersburg)					
Memphis 3, Tenn.	WHitehall 8-3311	Peabody Hotel, 145 Union Ave.	WHitehall 8-3374	Municipal	9½ SE		40	Limousine	1.25
Mexico City, D. F. Mex.	◆35-79-35	Avenida Juarez No. 117	22-12-22	Central	3½ S		90	Taxi	W .80
Miami, Fla.	NE.3-3311, FR.9-7646	1640 Du Pont Bldg.	NEwton 3-3311	Miami International	7 W		45	Limousine	1.35
Midland, Texas	MUtual 4-3281	Petroleum Life Bldg.	MUtual 4-8281	Midland-Odessa	10 W		20	Limousine	1.50
Milwaukee 2, Wis.	HUmboldt 3-8200	110 E. Wisconsin Bldg., Room 311	SHeridan 4-9855	General Mitchell	6 SE		60	Limousine	1.05
Mpls. 2, St. Paul, Minn.	FEderal 8-7043	1655 Northwestern Bank Bldg.	FEderal 8-7043						
Monterrey, N. L. Mex.		Colonial Hotel	3-8100	del Norte	15 N		90	Limousine	.40
Nashville 3, Tenn.	CHapel 2-6321	Hermitage Hotel, 239 6th Ave. N.	CHapel 2-6336	Municipal	8½ SE		40	Taxi	Z1.25
Newark 2, N. J.	MArket 3-5570	12 Commerce Street	MArket 3-4062	Municipal	2½ S		15	Taxi	K .90
New Haven, Conn.	Hobart 7-1667	Hotel Taft, College & Chapel Sts.	Hobart 7-1667	Municipal	4½ E		20	Taxi	K1.60
New Orleans, La.	Canal 5410...TUlane 8592	Int'l Trade Mart	Canal 5410	Moisant International	11 NW		50	Limousine	1.25
		Airlines Building, 80 E. 42nd St. (C)							
		East Side Airlines Terminal, 1st Ave., bet. 37th & 38th Sts. (C)							
		West Side Airlines Terminal, 42nd Street and 10th Ave. (C)							
		Astor Hotel Lobby							
		N.Y. Coliseum, 10 Columbus Circle							
New York, N. Y.	LOngacre 4-2000	New Yorker Hotel Lobby	HAvemeyer 4-7600	La Guardia	9½ E		40		
In New Jersey Call	MItchell 2-8570	Rockefeller Center, 18 W. 49th St.	MArket 3-4062	N. Y. Int'l. (Idlewild)	16½ SE		55	Coach (C)	1.35
In Westchester Call	WHite Plains 6-5603	Statler Hotel	HAvemeyer 4-7600	Newark	12 W		40		
In Nassau and		Waldorf-Astoria Hotel Lobby	*Between*	*LaGuardia & N.Y. Int'l.*	*8 S*		*40*	*Coach*	*1.35*
Suffolk Call	IVanhoe 9-5566	120 Broadway							
		200 Livingston St. (Opp. A&S) Bklyn							
		241 Main St., White Plains, N. Y.							
		Roosevelt Field Shopping Center, Garden City, N. Y.							
Oakland, Calif.	Highgate 4-6055	1420 Broadway	Highgate 4-6056	Metrop. Oakland Int'l.	9 SE		40	Coach	1.15
Odessa, Texas	FEderal 7-3561	Airport Terminal	FEderal 7-3561	Midland-Odessa	10 E		25	Limousine	1.50
Oklahoma City, Okla.	Regent 6-0541	111 Northwest First St.	Regent 6-0541	Will Rogers Field	9 SW		40	Limousine	1.50
Parkersburg, W. Va.	HUdson 5-5541	Airport Terminal	HUdson 5-5541	Wood County	8 N		40	Taxi	1.00
Peoria 5, Ill.	7-3555	Airport Terminal	7-3555	Greater Peoria	5½ SW		15	Limousine	1.15
Philadelphia 2, Pa.	KIngsley 6-2300	1423 Walnut St. and Sheraton Hotel	Saratoga 7-7[illegible]	Philadelphia Int'l.	7½ SW		50	Limousine	1.20
Phoenix, Ariz.	ALpine 8-1721	18 East Adams St.	ALpine 8-5[illegible]	Sky Harbor Municipal	3½ SE		35	Limousine	1.25
Pittsburgh 22, Pa.	SPalding 1-4437	Penn-Sheraton Hotel	SPalding 1-2255	Greater Pittsburgh	17½ W		60	Coach	1.35
Providence, R. I.	UNion 1-1200	Sheraton-Biltmore Hotel	JAckson 1-3773	Rhode Island State	6½ S		35	Limousine	1.10
Richmond, Va.	85-1234	John Marshall & Wm. Byrd Hotels	97-2572	Byrd Field	8 SE		60	Limousine	1.50
Roanoke, Va.	Empire 6-3451	Patrick Henry Hotel	Empire 6-3451	Woodrum Field	6 N		25	Limousine	1.10
Rochester 4, N. Y.	MAker 3-3000	Seneca Hotel Lobby	GEnesee 0364	Municipal	5 SW		35	Limousine	1.00
St. Louis 1, Mo.	GArfield 1-2400	Jefferson Hotel, Statler Hotel	PArkview 5-5510	Lambert Municipal	15 NW		60	Coach	1.50
San Antonio 5, Texas	TAylor 4-1411	310 N. St. Mary's St.—Gunter Hotel	TAylor 4-1401	San Antonio Int'l.	8½ N		P40	Limousine	1.25
San Diego 1, Calif.	BElmont 4-6131	U. S. Grant Hotel, 330 Broadway	CYpress 6-6128	Lindbergh Field	1½ NW		20	Taxi	K .80
San Francisco, Calif.	YUkon 2-1214	Sheraton-Palace & St. Francis Hotels	GUnIper 6-2434	International	13 SE		60	Coach	1.20
In San Jose Call	RIgent 9-3303	65 W. Santa Clara St.	RIgent 9-3303						
Schenectady, N. Y.	FRanklin 7-3331	Van Curler Hotel	FRanklin 7-3381	Albany	8 E		40	Taxi	1.15
Scranton, Pa.	GLenwood 7-5403	Hotel Casey	Scranton 5297	Wilkes-Barre/Scranton	8 SE		30	Limousine	1.30
Springfield, Ill.	8-3464	Airport Terminal	8-3464	Capital	4 NW		25	Taxi	.90
Springfield 3, Mass.	STate 8-4571	Sheraton-Kimball Hotel	REpublic 7-3774	Bradley Field	14 SW		50	Coach	1.50
Springfield, Mo.	4-1871	Airport Terminal	4-1871	Municipal	7 NW		30	Limousine	1.00
Syracuse, N. Y.	GRanite 4-3311	Onondaga Hotel Lobby	GLenview 4-2423	Hancock Field	6 NE		40	Limousine	1.25
Tampa, Fla.	2-3611	311 Twiggs St.	2-3611	Tampa International	5 NW			Taxi	1.00
Tokyo, Japan	59-0833	Imperial Hotel	53-0833						
Toronto 1, Ont., Canada	EMpire 6-3951	327 Bay Street	EMpire 8-4365	Malton	18½ NW		70	Coach	T1.25
Troy, N. Y.	Arsenal 3-3461	Hotel Ten Eyck, Albany	Arsenal 3-3461	Albany	7 W		35	Taxi	1.75
Tucson, Ariz.	Main 4-8792	64 South Stone Avenue	Main 3-4911	Municipal	7½ S		40	Limousine	1.25
Tulsa 3, Okla.	LUther 4-3631	507 South Boston	TEmple 8-3361	Municipal	7 NE		40	Limousine	1.25
Washington, D. C.	EXecutive 3-2345	710 14th St., N. W., Mayflower and Statler Hotels	EXecutive 3-6460	Washington National	4 S		30	Limousine	1.00
White Plains, N. Y.	6-5603	241 Main St.	6-5603	See New York					
Wilkes-Barre, Pa.	OLympic 4-6708	Sterling Hotel	OLympic 4-6708	Wilkes-Barre/Scranton	12 NW		40	Limousine	1.25
Wilmington, Del.	OLympia 6-9471	Airport Terminal	EAst 8-4191	New Castle County	6½ SW		30	Limousine	1.25
Windsor, Ont.	WOodward 5-1000	(See Detroit)	WOodward 5-1700	(See Detroit)					

REFERENCE MARKS FOR THIS PAGE ARE ON PAGE 40