EFFECTIVE NOVEMBER 3, 1957

AMERICAN AIRLINES

AMERICAN AIRLINES, Inc.
AMERICAN AIRLINES DE MEXICO, S. A.

COMPLETE SYSTEM TIMETABLE

QUICK REFERENCE INDEX ON PAGES 2 and 3



AMERICAN
announces new deluxe service
THE CAPTAIN'S FLAGSHIP
between
NEW YORK and CHICAGO

America's Leading Airline

EFFECTIVE NOVEMBER 3, 1957

AMERICAN AIRLINES

AMERICAN AIRLINES, Inc.
AMERICAN AIRLINES DE MEXICO, S. A.

COMPLETE SYSTEM TIMETABLE

PRINTED IN U. S. A. THE CALVERT-HATCH CO., CLEVELAND 15, OHIO

Schedules shown are based on average conditions and therefore, on any individual flight, actual performance may vary from the times shown.

1957 OCTOBER 1957						
Sun	Mon	Tue	Wed	Thu	Fri	Sat
		1	2	3	4	5
6	7	8	9	10	11	12
13	14	15	16	17	18	19
20	21	22	23	24	25	26
27	28	29	30	31		

1957 NOVEMBER 1957						
Sun	Mon	Tue	Wed	Thu	Fri	Sat
					1	2
3	4	5	6	7	8	9
10	11	12	13	14	15	16
17	18	19	20	21	22	23
24	25	26	27	28	29	30

1957 DECEMBER 1957						
Sun	Mon	Tue	Wed	Thu	Fri	Sat
1	2	3	4	5	6	7
8	9	10	11	12	13	14
15	16	17	18	19	20	21
22	23	24	25	26	27	28
29	30	31				

1958 JANUARY 1958						
Sun	Mon	Tue	Wed	Thu	Fri	Sat
			1	2	3	4
5	6	7	8	9	10	11
12	13	14	15	16	17	18
19	20	21	22	23	24	25
26	27	28	29	30	31	

NOW... the Family Half-Fare Plan is effective on 4 DAYS A WEEK

The shaded areas on the calendar are fare-saving days under American's expanded Family Half-Fare Plan, now in effect on four days a week instead of three. From 12:01 Monday afternoon until 12:01 Thursday afternoon you can take your family with you at half the regular fare.

You buy a full-fare ticket at the regular Flagship one-way rate, and your spouse and/or all your children, from twelve through twenty-one, fly at half the Flagship one-way rate. Children under twelve travel half fare any day of the week, and a baby under two goes free when accompanied by a full fare paying passenger.

For Reservations or Information see your Travel Agent or any American Airlines office. See Page 46 for American Airlines offices in your city.

TRAVEL CENTER
MAY CO.
WILSHIRE
6067 WILSHIRE BLVD
LOS ANGELES 36
WEbster 8-6229

EFFECTIVE NOVEMBER 3, 1957

AMERICAN AIRLINES

AMERICAN AIRLINES, Inc.
AMERICAN AIRLINES DE MEXICO, S. A.

COMPLETE SYSTEM TIMETABLE

QUICK REFERENCE INDEX ON PAGES 2 and 3

AMERICAN announces new deluxe service

THE CAPTAIN'S FLAGSHIP between NEW YORK and CHICAGO

America's Leading Airline

FLY THE ROYAL COACHMAN

NONSTOP SERVICE BETWEEN CHICAGO AND SAN FRANCISCO $76 plus tax

Now serving Chicago—America's first and finest luxury aircoach—The Royal Coachman of American Airlines. You fly nonstop between Chicago and San Francisco on the DC-7, America's fastest airliner. Reserve your seat upon arrival at the airport. En route if you wish, enjoy a delicious meal which can be purchased when you buy your ticket. On the Royal Coachman there's even a passenger lounge for relaxation. Next trip to the West Coast, fly The Royal Coachman yourself and see why it's become America's most famous aircoach. Be sure to make your reservations early.

(See Page 7, Table 5, for Schedules)

AMERICAN AIRLINES
America's Leading Airline

Quick Reference Index

(Figures shown refer to *TABLE NUMBERS* only)

Between ↓	Boston	Buffalo	Chicago	Cincinnati	Dallas	Detroit	Ft. Worth	Los Angeles	Memphis	Nashville	Newark	New York	Philadelphia	Phoenix	Rochester, N. Y.	St. Louis	San Diego	San Francisco	Tucson	Tulsa	Washington, D. C.
Akron	8,9	8,9	.....	9	9	.....	9	9	9	9	.....	.....	.....	9	8,9	8,9	9	9	9	9	.....
Albany, N. Y.	8	8	8	8,9,25	8	8	8	8	7,8	7,8	8	8	8,28	8	8	8	8	8	8	8	8,23
Atlanta	.....	.....	.....	.....	10	.....	10	10	.....	.....	.....	.....	.....	10	.....	.....	10	10	10	.....	.....
Baltimore	27A	.....	7,28	25,28	7,28	.....	7,28	7,28	7,28	7,28	28	28	28	9A,28	.....	7C,25,28	7,28	7,28	9A,28	7,28	28
Birmingham	.....	.....	.....	.....	10	.....	10	10	.....	.....	.....	.....	.....	10	.....	.....	10	10	10	.....	.....
Bisbee	7,24	7,8	7,8	9	7	7,8	7	7	7	7	7	7	7,28	7	7,8	7,8	7	7	7	7	7
Boston	.....	8	8	24,25	7A,24	8	7A,24	3	7,24	7,24	24	24	20	9A,24	8	9C	7,8,24	3	9A,24	8,24	20
Bridgeport	27	17,27	14,27	25,27	7A,27	15,27	7A,27	7,27	7,27	7,27	27	27	27,28	9A,27	19,27	8,27	7,27	7,27	9A,27	8,27	23,27
Buffalo	8	.....	18	8,9	8	18	8	8	8,9	8,9	8,17	17	17,28	8	8	8	8	8	8	8	.....
Canton	8,9	8,9	.....	9	9	.....	9	9	9	9	.....	.....	.....	9	8,9	8,9	9	9	9	9	.....
Charleston, W. Va.	24,25	.....	25	25	9,25	.....	9,25	25	9,25	9,25	25	25	25,28	9,25	.....	.....	9,25	25	9,25	9,25	25
Chicago	8	18	.....	25	12	16	12	5	.....	9,25	8,14	14	14,25,28	9A	8	7C	8	5	9A	8	25
Cincinnati	24,25	8,9	25	.....	9	.....	9	9,25	9	9	23,25	25	25,28	9	8,9	9	9	9,25	9	9	25
Cleveland	8	8	.....	9	9	.....	9	9	9	9	.....	.....	.....	9	8	8	9	9	9	9	.....
Columbus	9,24	8,9	.....	9	9	.....	9	9	9	9	9	9	.....	9	8,9	.....	9	9	9	9	.....
Dallas	7A,24	8	12	9	.....	8	8	6	7	7	7A,8	7A	7	7	8	8	7	6	7	8	7
Dayton	9,24	8,9	.....	9	9	.....	9	9	9	9	9,25	9,25	.....	9	8,9	.....	9	9	9	9	9,25
Detroit	8	18	16	.....	8	.....	8	7B	.....	.....	8,15	15	.....	9A	8	7C	8	7B	8	8	.....
Douglas	7,24	7,8	7,8	9	7	7,8	7	7	7	7	7	7	7,28	7	7,8	7,8	7	7	7	7	7
Elkins	24,25	.....	25	25	9,25	.....	9,25	25	9,25	9,25	25	25	25,28	9,25	.....	7C,25	9,25	25	9,25	9,25	25
El Paso	7,8,24	8	8	9	7	8	7	7	7	7	7	7	7	8	8	8	7	6	7	8	7
Ft. Worth	7A,24	8	12	9	8	8	.....	6	7	7	7A,8	7A	7	7	8	8	7	6	7	8	7
Hartford	27	17,22	14,22	22,25	7A,22	15,22	7A,22	7,22	7,22	7,22	22	22	22,28	9A,22	8	8	7,22	4,22	9A,22	8,22	22
Honolulu	29	8,29	29	25,29	29	29	29	29	7,29	7,29	29	29	28,29	13,29	8,29	8,29	7,29	29	13,29	8,29	29
Houston	9,24	8,9	.....	9	.....	.....	.....	11	.....	9	9	9	.....	11	8,9	.....	11	11	11	.....	7,9
Indianapolis	24,25	.....	25	25	9,25	.....	9,25	25	.....	9,25	25	25	25,28	9A,25	.....	.....	8,25	25	9A,25	.....	25
Joplin	8	8	8	.....	8	8	8	8	.....	.....	8	8	.....	8	8	8	8	8	8	8	8,25
Knoxville	7,24	.....	.....	.....	7	.....	7	7	7	7	7	7	7,28	7	.....	.....	7	7	7	7	7
Little Rock	7,24	7,8,9	.....	7,9	7	7,8,9	7	7	7	7	7	7	7,28	7	7,8,9	.....	7	7	7	.....	7
Los Angeles	3	8	5	9,25	6	7B	6	.....	7	7	1,8	1	1,7,28	13	8	8	13	.....	13	8	2
Louisville	24,25	8,9	25	9	9	.....	9	9	9	9	25	25	25,28	9	8,9	.....	9	9,25	9	9	25
Memphis	7,24	8,9	.....	9	7	.....	7	7	.....	7	7	7	7,28	7	8,9	.....	7	7	7	.....	7
Mexico City	24,26	26	26	26	26	26	26	.....	26	26	26	26	26	.....	8,26	26	.....	.....	.....	26	26
Miami	.....	.....	.....	.....	10	.....	10	10	.....	.....	.....	.....	.....	10	.....	.....	10	10	10	8,10	.....
Midland	8,24	8	8	9	7	8	7	7	7	7	7	7	7,28	7	8	8	7	7	7	8	7
Milwaukee	8	8,18	8	8,25	8	8,16	8	8	.....	8,9,25	8,14	8,14	8,25,28	8	8	8	8	8	8	8	8,25
Monterrey	24,26	26	26	26	26	26	26	.....	26	26	26	26	26	.....	8,26	26	.....	.....	.....	26	26
Nashville	7,24	8,9	9,25	9	7	.....	7	7	7	.....	7	7	7,28	7	8,9	.....	7	7	7	.....	7
Newark	24	8,17	8,14	23,25	7A,8	8,15	7A,8	1,8	7	7	.....	.....	28	9A	19	8	7	4,8	9A	8	23
New Haven	27	17,27	14,27	25,27	7A,27	15,27	7A,27	7,27	7,27	7,27	27	27	27,28	9A,27	19,27	8,27	7,27	7,27	9A,27	8,27	23,27
New Orleans	.....	.....	.....	.....	10	.....	10	10	.....	.....	.....	.....	.....	10	.....	.....	10	10	10	.....	.....
New York	24	17	14	25	7A	15	7A	1	7	7	.....	.....	28	9A	19	9C	7	4	9A	8	23
Oakland	7,8,24	8	5,8	9,25	6	7B,8	6	.....	7	7	7	7	7,28	.....	8	8	.....	7	.....	8	7
Odessa	8,24	8	8	9	7	8	7	7	7	7	7	7	7,28	7	8	8	7	7	7	8	7
Oklahoma City	8,24	8	8	9	8	8	8	8	.....	7	8	8	7,28	8	8	8	8	8	8	8	7
Parkersburg	24,25	.....	25	25	9,25	.....	9,25	25	9,25	9,25	25	25	25,28	9,25	.....	7C,25	9,25	25	9,25	9,25	25
Peoria	8	8	8	.....	8	8	8	8	.....	.....	8	8	.....	8	8	8	8	8	8	8	8,25
Philadelphia	20	17,28	14,25,28	25,28	7,28	.....	7,28	7,28	7,28	7,28	28	28	.....	7,28	19,28	.....	7,28	4,7,28	7,28	7,28	28
Phoenix	9A,24	8	9A	9	7	9A	7	13	7	7	8,9A	9A	7,28	.....	8	8	7	13	7	8	9A
Pittsburgh	9,24	.....	.....	9	9	.....	9	9	9	9	9	9	.....	9	.....	.....	9	9	9	9	.....
Providence	27	17,21	14,21	21,25	7A,21	15,21	7A,21	7,21	7,21	7,21	21	21	21,28	7,21	19,21	8,21	7,21	4,21	7,21	8,21	21
Richmond	24,28	.....	25	25	7	.....	7	25	7	7	28	28	28	7	.....	.....	7	25	7	7	28
Roanoke	24,28	.....	.....	.....	7	.....	7	7	7	7	28	28	28	7	.....	.....	7	7	7	7	28
Rochester, N. Y.	8	8	8	8,9	8	8	8	8	8,9	8,9	19	19	19,28	8	.....	8	8	8	8	8	.....
St. Louis	9C	8	7C	9	8	7C	8	8	.....	.....	8,9C	9C	7C,25,28	8	8	.....	8	8	8	8	7C,25
San Antonio	24,26	26	26	26	26	26	26	11	26	26	26	26	26	11	8,26	26	11	11	11	26	26
San Diego	7,8,24	8	8	9	7	8	7	13	7	7	7	7	7,28	13	8	8	.....	.....	13	8	7
San Francisco	3	8	5	9,25	6	7B	6	.....	7	7	4,8	4	7,28	13	8	8	.....	.....	13	8	4
Scranton	8,24	8	8	.....	8	8	8	8	.....	.....	8	8	.....	8	.....	8	8	8	8	8	.....
Springfield, Ill.	8	8	8	.....	8	8	8	8	.....	.....	8	8	.....	8	8	8	8	8	8	8	8,25
Springfield, Mass.	27	8	8	22,25	7A,22	15,22	7A,22	7,22	7,22	7,22	22	22	22,28	9A,22	8	8	7,22	4,22	9A,22	8,22	22
Springfield, Mo.	8	8	8	.....	8	8	8	8	.....	.....	8	8	.....	8	8	8	8	8	8	8	8,25

Quick Reference Index (*continued*)

Between ↓	Boston	Buffalo	Chicago	Cincinnati	Dallas	Detroit	Ft. Worth	Los Angeles	Memphis	Nashville	Newark	New York	Philadelphia	Phoenix	Rochester, N. Y.	St. Louis	San Diego	San Francisco	Tucson	Tulsa	Washington, D. C.
Syracuse	8	8	8	8,9	8	8	8	8	8,9	8,9	19	19	19,28	8	8	8	8	8	8	8	.....
Tampa	.....	.....	.....	.....	10	.....	10	10	.....	.....	.....	.....	.....	10	.....	.....	10	10	10	8,10	.....
Toronto	8	9B	.....	8,9	8	.....	8	8	8,9	8,9	8,9B	9B	9B,28	8	8	8	8	8	8	8	.....
Tucson	9A,24	8	9A	9	7	9A	7	13	7	7	8,9A	9A	7,28	7	8	8	7	13	.....	8	9A
Tulsa	8,24	8	8	9	8	8	8	8	.....	9	8	8	7,28	8	8	8	8	8	8	.....	7
Washington, D. C.	20	.....	25	25	7	.....	7	2	7	7	23	23	28	9A	.....	7C,25	7	4	9A	7	.....
Wilkes-Barre	8,24	8	8	.....	8	8	8	8	.....	.....	8	8	.....	8	.....	8	8	8	8	8	.....
Wilmington, Del.	24,28	17,28	25,28	25,28	7,28	.....	7,28	7,28	7,28	7,28	28	28	28	9A,28	19,28	.....	7,28	7,28	9A,28	7,28	28

HOW TO USE THE TIMETABLE

TABLES—Four types of tables are contained in this timetable. (a) Express tables showing nonstop and minimum stop Flagship and Aircoach services, (b) Service tables which are designed to show the relationship of intermediate cities, (c) International tables showing service to points in Canada and Mexico, and (d) an Interchange table showing through service between points on American Airlines and points on Continental Air Lines, Delta Airlines and National Airlines.

CONNECTIONS—Primary connections are shown in the tables by use of an arrow at the city of connection.

EQUIPMENT—Convair Flagships are operated on all flights not otherwise designated.

MEAL SYMBOLS—On Flagship flights meal symbols indicate the type of Deluxe Complimentary meals and the point, en-route, out of or before which the meals are served. On Blue Ribbon DC-6 Aircoach flights meal symbols indicate stations where Flite Buffet meals may be purchased at a nominal cost for In-Flight Dining. On The Royal Coachman, Deluxe DC-7 Aircoach, meal is served aloft at a nominal charge—purchase meal ticket before departure.

TIMES—For your convenience Arrivals and Departures are shown in LOCAL TIME as observed in each city whether Daylight or Standard. Light face type (10.40) denotes AM times. Bold face type (**10.40**) denotes PM times.

INDEX—The index on the previous page is designed to assist you in locating your desired service more quickly and easily.

TABLE OF CONTENTS—The table of contents is designed to assist you in locating the various sections contained in this timetable.

HOW TO USE THE INDEX

The index consists of two parts. A **"Quick Reference Index"** and an **"Index of Cities Served."**

To use the **"Quick Reference Index,"** locate your origin and destination cities in the vertical and horizontal lists. Find the *table number* between the pair of cities to locate the desired service.

If any pair of cities do not appear in the **"Quick Reference Index,"** they may then be found in the **"Supplementary Index of Cities Served."** Common table numbers found in this listing will indicate the location of the desired service.

Should no table numbers coincide, reference to the System Map on page 47 will facilitate the location of a common junction point between the desired cities. Turn to the **"Supplementary Index of Cities Served"** and use the tables opposite your originating and terminating cities, in conjunction with the map, to determine those tables containing a common city which will provide the junction point between the tables showing your origin and destination.

Should your origin and destination cities not be found in either Index, consult American Airlines for further assistance.

Supplementary Index of Cities Served

(Figures shown refer to TABLE NUMBERS only)

	Table No.
Akron	9
Albany	8
Atlanta	10
Baltimore	7, 25, 27A, 28
Birmingham	10
Bisbee	7, 9, 9A, 13
Bridgeport	27
Canton	9
Charleston, W. Va.	25
Cleveland	8, 9, 26
Columbus	9
Dayton	9
Douglas	7, 9, 9A, 13
Elkins	25
El Paso	7, 8, 9, 10, 11
Hartford	8, 22, 27
Honolulu	29
Houston	9, 11
Indianapolis	25
Joplin	8
Knoxville	7
Little Rock	7, 26
Louisville	9, 25, 26
Marietta, O.	See Parkersburg
Mexico City	26
Miami	10
Midland	7, 8, 9
Milwaukee	8, 26
Monterrey	26
New Haven	27
New Orleans	10
Oakland	See San Francisco Quick Ref. Index
Odessa	7, 8, 9
Oklahoma City	7, 8, 9, 26
Parkersburg	25
Peoria	8
Pittsburgh	9, 26
Providence	20, 21, 27
Richmond	7, 25, 28
Roanoke	7, 28
San Antonio	11, 26
Schenectady	See Albany
Scranton	8
Springfield, Ill.	8
Springfield, Mass.	8, 22, 27
Springfield, Mo.	8
Syracuse	8, 19
Tampa	10
Toronto	8, 9B
Wilkes-Barre	8
Wilmington	7, 28
Windsor	See Detroit Quick Ref. Index

Table of Contents

	Pages
Airfreight services and sample rates	45
Airports, location of	46
Ground transportation-fares	46
Index, location	2, 3
Index, use of	3
Officers	41
Passenger fares	42-43
Passenger information	41
Reference marks, explanation of	41
Reservations-telephones	46
System map	47
Tables of services, Passenger	4-40
Ticket offices, location of	46
Timetable, use of	3

AMERICAN AIRLINES — ROUTE OF THE FLAGSHIPS

CONSULT AMERICAN AIRLINES FOR SERVICE DURING THE CHRISTMAS AND NEW YEARS HOLIDAY PERIODS.

AMERICAN AIRLINES

COAST-TO-COAST FLAGSHIP and AIRCOACH Service — WESTBOUND

From NEW YORK to LOS ANGELES

TABLE 1

			FLAGSHIP SERVICE				AIRCOACH SERVICE							
			The Mercury DC-7 1	The Mercury DC-7 5	The Mercury DC-7 9	The Mercury DC-7 3	The Royal Coachman DC-7 671	DC-6 641	DC-6 625	The Royal Coachman DC-7 625	DC-6 609- DC-7 689	DC-6 655	The Royal Coachman DC-7 673	
			am	Noon	pm	pm	am	am	am	am	am	pm	am	
New York (LaGuardia)	EST	Lv	.....	.....	.....	.....	.....	P9.50	P9.55 Disc. Aft. 11/17	..... Eff. 11/18	P11.00	P9.35	.....	
New York (Int'l. Airport)	"	Lv	L 10.00	L 12.00 (Operates 12.01 PM Mondays)	L1.00	D 4.00 Ex. Sa.	R 9.30	–		R 10.20	–	–	G 12.30	
New York (Newark)	EST	Lv	–	–	–		–	–	–	–	–	–	–	
Los Angeles (Int'l. Airport)	PST	Ar	S3.45	S5.45	D8.25	S9.45	3.15	6.40	6.30	5.50	K6.50	6.50	6.15	
			pm	pm	pm	pm	pm	pm	pm	pm	pm	am	am	
			NON-STOP	NON-STOP	Via Dallas	NON-STOP	NON-STOP	Two Stop	Via Ft. Worth	Via Ft. Worth	Chicago Connection	Two stop	NON-STOP	
For more detail Refer to Table Nos. →			7		7			9	7	7	8	7		

From WASHINGTON to LOS ANGELES

TABLE 2

			FLAGSHIP SERVICE			AIRCOACH SERVICE				
			The Mercury DC-7 15	The Mercury DC-7 7	The Mercury DC-7 11	The Royal Coachman DC-7 677	DC-6 637- 625	DC-6 637- DC-7 625	DC-6 655	
			am	Noon	am	am	am	am	pm	
Washington	EST	Lv	L 9.30	L 12.00	S 12.55	R 9.30	P10.40	P10.40	P11.20	
Los Angeles (Int'l. Airport)	PST	Ar	S4.05 Ex. Sa.	S5.15	B6.10 Ex. Su.	2.45 Ex. Tu. Th.	6.30 Disc. 11/18	K5.50 Eff. 11/18	6.50	
			pm	pm	am	pm	pm	pm	am	
			Via Dallas	NON-STOP	NON-STOP	NON-STOP	Ft. Worth Connection	Ft. Worth Connection	Via Dallas	
For more detail Refer to Table Nos. →			7			7	7	7	7	

THE ROYAL COACHMAN

THE FIRST AND THE FASTEST

NONSTOP DC-7 LUXURY AIRCOACH

WASHINGTON LOS ANGELES

From BOSTON to LOS ANGELES/SAN FRANCISCO

TABLE 3

			FLAGSHIP SERVICE				AIRCOACH SERVICE			
			DC-6 653- The Mercury DC-7 1	The Mercury DC-7 49- 43	The Mercury DC-7 49	The Mercury DC-7 55	DC-6 653- The Royal Coachman DC-7 671	DC-6 601- DC-7 689	DC-6 635 DC-6 655	359- The Royal Coachman DC-7 673
			am	am	am	pm	am	am	pm	pm
Boston	EST	Lv	÷ 7.00	L 9.30	L 9.30	L 12.35	÷ 7.00	P10.30	7.00	÷ 10.00
Los Angeles (Int'l. Airport)	PST	Ar	LS3.45 Ex. Su.	S4.40	–	7.45	R3.15 Ex. Su.	K6.50	P6.50	G6.15
San Francisco	PST	Ar	.....	.....	S5.10	.....	.....	.....	.....	.....
			pm	pm	pm	pm	pm	pm	am	am
Additional service available via connection at New York see Tables 7, 24.			New York Connection	Chicago Connection	Via Chicago	Via Chicago	New York Connection	Chicago Connection	New York Connection	New York Connection
For more detail Refer to Table Nos. →			7, 24	8	8	8	7, 24	8	7	7, 24

From NEW YORK, WASHINGTON to SAN FRANCISCO

TABLE 4

			FLAGSHIP SERVICE					AIRCOACH SERVICE				
			The Mercury DC-7 31- 49	The Mercury DC-7 15- 87	The Mercury DC-7 87	The Mercury DC-7 37- 67	The Mercury DC-7 67	DC-6 637	DC-6 625- 637	The Royal Coachman DC-7 625- 637		
			am	am	am	pm	pm	am	am	am		
New York (Int'l. Airport)	EST	Lv	S9.00	.....	L9.00	L1.00	.....	.....	.....	R 10.20		
New York (LaGuardia)	"	Lv	–	.....	–	–	.....	8.20	P9.55	–		
New York (Newark)	"	Lv	–	.....	–	–	.....	–	Disc. 11/18	Eff. 11/18		
Washington	EST	Lv	–	L9.30	–	–	SD3.25	P10.40	7.35	7.25		
Oakland	PST	Ar	–	–	–	–		.....	.....	.....		
San Francisco	PST	Ar	LS5.10	D5.10	D5.10	DS1010	S10.10	pm	pm	pm		
			pm	pm	pm	pm	pm	Via Ft. Worth	Ft. Worth Connection	Ft. Worth Connection		
For more detail Refer to Table Nos. →			8	7	7	8	25	7	7	7		

FOR YOUR CONVENIENCE, Arrivals and Departures are shown in LOCAL TIME as observed in each city.

AMERICAN AIRLINES

CONSULT AMERICAN AIRLINES FOR SERVICE DURING THE CHRISTMAS AND NEW YEARS HOLIDAY PERIODS.

AMERICAN AIRLINES

COAST-TO-COAST FLAGSHIP and AIRCOACH Service — EASTBOUND

From LOS ANGELES to NEW YORK

TABLE 1

			FLAGSHIP SERVICE				AIRCOACH SERVICE							
			The Mercury DC-7 2	The Mercury DC-7 10	The Mercury DC-7 4	The Mercury DC-7 14	The Royal Coachman DC-7 670	DC-6 654	The Royal Coachman DC-7 672	DC-7 686- DC-6 606	DC-6 642	The Royal Coachman DC-7 624		
			am	am	am	pm	am	am	pm	pm	am	am		
Los Angeles (Int'l. Airport)	PST	Lv	SL 9.00	L 9.40	S 9.00	S 10.30 Ex. Sa.	R 8.30	P9.30	G 8.30	G 11.00	P 1205	G 12.15		
New York (Newark)	EST	Ar	–	–	–	–	–	–	–	–	–	–		
New York (Int'l. Airport)	"	Ar	7.15	D9.50	B7.15	B8.45	6.45	–	6.45	–	–	12.20		
New York (LaGuardia)	EST	Ar	.....	.....	.....	.....	.....	11.30	.....	P12.15	1.30	.....		
			pm	pm	am	am	pm	pm	pm	pm	pm	pm		
			NON-STOP	Via Dallas	NON-STOP	NON-STOP	NON-STOP	Two Stop	NON-STOP	Chicago Connection	Two-stop	Via Dallas		
For more detail Refer to Table Nos. →				7				7		8	9	7		

From LOS ANGELES to WASHINGTON

TABLE 2

			FLAGSHIP SERVICE			AIRCOACH SERVICE			
			The Mercury DC-7 40- 42	The Mercury DC-7 12	The Mercury DC-7 8	DC-6 654	The Royal Coachman DC-7 678	The Royal Coachman DC-7 624- 638 DC-6	
			am	am	pm	am	pm	am	
Los Angeles (Int'l. Airport)	PST	Lv	SL 8.00	L 11.45	S 9.45 Ex. Sa.	P9.30	G 8.45 Ex Mo We	12.15	
Washington	EST	Ar	D8.20	S9.45	B7.45	9.50	6.45	P12.15	
			pm	pm	am	pm	am	pm	
			Chicago Connection	NON-STOP	NON-STOP	Via Ft. Worth	NON-STOP	Dallas Connection	
For more detail Refer to Table Nos. →			8, 25			7		7	

FOR LUXURY FLY THE *Mercury*

From SAN FRANCISCO/LOS ANGELES to BOSTON

TABLE 3

			FLAGSHIP SERVICE				AIRCOACH SERVICE						
			The Mercury DC-7 2- 96	The Mercury DC-7 44	The Mercury DC-7 42- 44	The Mercury DC-7 46- 54	The Royal Coachman DC-7 670- 96	The Royal Coachman DC-7 680- 44	The Royal Coachman DC-7 664- 44	The Royal Coachman DC-7 672- 658 DC-6	The Royal Coachman DC-7 662- DC-6 602	DC-6 638- ⊛262	The Royal Coachman DC-7 688- DC-6 602
			am	am	am	pm	am	am	am	pm	pm	pm	pm
San Francisco	PST	Lv	.....	.....	L 9.00	S 11.15	.....	.....	R 8.00	.....	.....	.....	.....
Oakland	"	Lv	Ex. Sa.	.....	–	–	Ex. Sa.	.....	–	–	–	P11.00	.....
Los Angeles (Int'l. Airport)	PST	Lv	S 9.00	L 9.45	–	–	R 8.30	R 8.40	–	G 8.30 Ex. Sa.	–	–	G 11.45
Boston	EST	Ar	L 10.25	D9.25	D9.25	B11.50	10.25	D9.25	D9.25	÷ 9.45	P1.45	4.45	P1.45
			pm	pm	pm	am	pm	pm	pm	am	pm	pm	pm
Additional service available via connection at New York see Tables 7, 24.			New York Connection	Via Chicago	Chicago Connection	Chicago Connection	New York Connection	Chicago Connection	Chicago Connection	New York Connection	Chicago Connection	New York Connection	Chicago Connection
For more detail Refer to Table Nos. →			7, 24	8	8		7, 24	8	8	7, 24	8	7, 24	8

From SAN FRANCISCO to WASHINGTON, NEW YORK

TABLE 4

			FLAGSHIP SERVICE				AIRCOACH SERVICE					
			DC-6 918- The Mercury DC-7 10	The Mercury DC-7 42	The Mercury DC-7 46- 28	The Mercury DC-6 88- DC-7 16	The Royal Coachman DC-7 664- 622	The Royal Coachman DC-7 664- DC-7 36	The Royal Coachman DC-7 662- DC-6 606	DC-6 638	DC-6 638- DC-7 624	
			am	am	pm	pm	am	am	pm	pm	pm	
San Francisco	PST	Lv	7.50	L 9.00	S 11.15	S 11.45	R 8.00	R 8.00	G 10.30	.....	.....	
Oakland	PST	Lv	L8.30	–	–	–	–	–	–	P11.00	G 11.00	
Washington	EST	Ar	–	D8.20	Ex. Sa.	L2.05	–	–	–	12.15	–	
New York (Newark)	"	Ar	–	9.45	–	.....	–	–	–	–	–	
New York (LaGuardia)	"	Ar	–	.....	–	.....	P9.45	–	P12.15	2.30	–	
New York (Int'l. Airport)	EST	Ar	D9.50	.....	B11.25	.....	.....	D8.25	.....	.....	12.20	
			pm	pm	am	pm	pm	pm	pm	pm	pm	
			Dallas Connection	Via Chicago	Chicago Connection	Dallas Connection	Chicago Connection	Chicago Connection	Chicago Connection	Via Dallas	Dallas Connection	
For more detail Refer to Table Nos. →			7	25	8	7	8	8	8	7	7	

ALL FLIGHTS DAILY EXCEPT AS NOTED

FOR EXPLANATION OF REFERENCE MARKS SEE PAGE 41

FOR YOUR CONVENIENCE, Arrivals and Departures are shown in LOCAL TIME as observed in each city.

AMERICAN AIRLINES

Every hour on-the-hour nonstop between NEW YORK and CHICAGO

9 am to 8 pm — 9 am to 7 pm

only on American's Flagship Service

American's famed Flagship service offers the double convenience of departures every hour on-the-hour, plus service to and from all three New York airports! It's the most frequent service by far—preferred by more travelers than that of any other airline.

(See Pages 30 & 31, Table 14, for Schedules)

AMERICAN AIRLINES
America's Leading Airline

Special! The Captain's Flagships Flights at 4 and 5 pm

In addition to many extras, The Captain's Flagships offer a special Captain's Table Dinner. Available at a $3.00 premium, it's the most luxurious service ever offered between New York and Chicago. Ladies invited!

CONSULT AMERICAN AIRLINES FOR SERVICE DURING THE CHRISTMAS AND NEW YEARS HOLIDAY PERIODS.

DC-7 and DC-6 FLAGSHIP SERVICE — BLUE RIBBON AIRCOACH SERVICE

AMERICAN AIRLINES

Between CHICAGO and LOS ANGELES-OAKLAND/SAN FRANCISCO

TABLE 5

			NONSTOP MERCURY SERVICE						NONSTOP ROYAL COACHMAN SERVICE				
			DC-7 47	DC-7 49	DC-7 43	DC-7 55	DC-7 65	DC-7 67	DC-7 665	DC-7 681	DC-7 689	DC-7 685	DC-7 667
Chicago (Midway)	CST	Lv	am L9.45	am L12.25	pm L12.25	pm D3.30	pm D‡435 Ex. Sa.	pm D5.25	am R‡11.15	am R‡11.45	pm K‡2.35	pm K‡4.45	K‡5.35
Chicago (O'Hare Field)	CST	Lv	↓	↓	↓	↓	↓	↓	–	–	–	–	–
Los Angeles (International Airport)	PST	Ar	2.00	↓	S4.40	7.45	S8.50	↓	–	4.00	6.50	9.00	–
San Francisco	PST	Ar	..... pm	S5.10 pm	..... pm	..... pm	..... pm	S1010 pm	4.00 pm	..... pm	..... pm	..... pm	10.20 pm

			NONSTOP MERCURY SERVICE						NONSTOP ROYAL COACHMAN SERVICE				
			DC-7 40	DC-7 42	DC-7 44	DC-7 48	DC-7 56	DC-7 46	DC-7 664	DC-7 680	DC-7 662	DC-7 686	DC-7 688
San Francisco	PST	Lv	..... am	L‡900 am	..... am	Ex. Sa. pm	..... pm	S‡1115 pm	R‡8.00 am	..... am	G‡1030 pm	..... pm	pm
Los Angeles (International Airport)	PST	Lv	S‡800	↓	L‡945	S‡150	S‡1110	↓	–	R‡8.40	–	G‡1100	G‡1145
Chicago (Midway)	CST	Ar	L3.25 pm	4.45 pm	5.10 pm	D 9.15 pm	6.35 am	7.00 am	3.45 pm	4.05 pm	6.15 am	6.25 am	7.10 am

Between DALLAS/FORT WORTH and LOS ANGELES-OAKLAND/SAN FRANCISCO

			FLAGSHIP SERVICE										AIRCOACH SERVICE				
TABLE 6			DC-7 17	DC-7 915	DC-6 111	DC-6 111-955	DC-7 15	DC-7 907	DC-7 87	DC-7 9	DC-7 901	DC-6 917	DC-6 903	DC-6 625	DC-7 625	DC-6 965	DC-6 637	DC-6 655
Dallas	CST	Lv	am 9.10	am L9.15	am L9.35	am L9.35	pm S1.25	pm 1.35	pm D1.45	pm D5.45	pm	pm	pm 10.05	pm	pm The	pm	pm	am P3.45
Ft. Worth	CST	Lv	L9.45	–	↓	El Paso	↓	↓	The	↓	D6.00	D6.05	↓	P3.15	K‡3.15	P3.20	P3.25	↓
Los Angeles (International Airport)	PST	Ar	12.20	Ex. Sa. –	2.35	Connection ↓	4.05 Ex. Sa. The	4.15	Mercury ↓	8.25 The	8.35	↓	2.00	6.30 Disc. After 11/17	5.50 Royal Coach-	7.05	‡7.35	6.50 .....
Oakland	"	Ar	.....	.....	.....	.....	.....	.....	5.10	Mercury	.....	10.55	.....		man			
San Francisco	PST	Ar	The Mercury pm	12.40 pm	3.30 pm	↓ pm	Mercury pm	..... pm	↓ pm	..... pm	..... pm	11.30 pm	..... am	pm	Eff. 11/18 pm	ONE pm	pm	am
INTERMEDIATE STOPS					THREE	THREE						ONE	ONE			ONE		
For more detail refer to Table Nos. →					7	7						7	7			7		

			FLAGSHIP SERVICE									AIRCOACH SERVICE				
			DC-6 918	DC-6 166	DC-7 10	DC-7 902	DC-7 82	DC-7 906	DC-7 18	DC-6 908	DC-7 88	DC-7 900	DC-6 654	DC-6 966	DC-6 638	DC-6 650	DC-7 624
San Francisco	PST	Lv	am 7.50	am	am	am	pm D2.30	pm Ex. Sa.	pm The	pm	pm S11.45	am	am	pm	pm ‡11.00	pm 11.45	am ‡12.15
Oakland	"	Lv	L8.30	.....	.....	.....	Ex. Sa.	↓	Mercury	↓	↓	↓	.....	.....	↓	Disc.	Eff.
Los Angeles (International Airport)	PST	Lv	↓	B8.40	L9.40	L9.55	The	D3.10	D4.15	11.05	The	12.20	P9.30	10.45	↓	Aft. 11/17	Nov. 19
Ft. Worth	CST	Ar	↓	↓	The	↓	Mercury	↓	↓	↓	Mercury	↓	↓	↓	↓	↓	↓
Dallas	CST	Ar	3.50 pm	L4.00 pm	Mercury 3.45 pm	4.00 pm	↓ pm	9.15 pm	10.55 pm	6.25 am	↓ am	6.25 am	4.00 ..... pm	6.05 am	6.20 am	6.20 am	6.20 am
INTERMEDIATE STOPS				ONE						ONE				ONE			
For more detail refer to Table Nos. →				9						7				7			

ALL FLIGHTS DAILY EXCEPT AS NOTED

FOR EXPLANATION OF REFERENCE MARKS SEE PAGE 41

FOR YOUR CONVENIENCE, Arrivals and Departures are shown in LOCAL TIME as observed in each city.

AMERICAN AIRLINES

Service between NEW YORK, TENNESSEE, OKLAHOMA, TEXAS and CALIFORNIA

For Boston, New York, Washington, D. C. and Virginia Schedules See Tables 20, 23, 24, 28

For Express Schedules between New York/Washington, D. C. and Los Angeles/San Francisco See Tables 1-4

For Complete Service New York-Oklahoma See Table 8

FOR YOUR CONVENIENCE, Arrivals and Departures are shown in LOCAL TIME as observed in each city.

TABLE 7

			DC-7 915	DC-7 17	DC-6 111	409	DC-7 15	401	DC-6 115	405	703	DC-7 Aircoach 677	DC-6 Aircoach 637	DC-7 31	DC-7 87	DC-7 907	DC-6 167	DC-6 Aircoach 663	DC-7 Aircoach 671
			am	am	am	am	am	am	am	am	pm	am	am	am	am	pm	pm	pm	am
New York (LaGuardia Airport)	EST	Lv	.....	.....	.....	.....	.....	B7.00	8.35	B7.25	.....	.....	8.20	.....	.....	.....	.....	.....	.....
New York (International Airport)	"	Lv	.....	.....	.....	.....	.....	– Ex. Su.	↓	–	.....	.....	–	SL900	L1900	.....	.....	.....	R▲930
New York (Newark)	"	Lv	.....	.....	.....	.....	B7.20	–	↓	–	.....	.....	–	.....	.....	.....	.....	.....	.....
Philadelphia	"	Lv	.....	For Complete Oklahoma Service See Table 8	.....	.....	Ⓑ8.20	–	↓	E7.30	.....	s8.20	9.25	R▲930	.....	.....	.....	.....	.....
Washington	"	Lv	.....	.....	.....	.....	L9.30	8.37	↓	9.05	.....	.....	P1040	.....	.....	.....	.....	.....	.....
Richmond	"	Lv	.....	.....	.....	.....	.....	–	↓	9.57	.....	.....	.....	.....	.....	.....	.....	.....	.....
Roanoke	"	Lv	.....	.....	.....	.....	.....	–	↓	11.00	.....	.....	.....	.....	.....	.....	.....	.....	.....
Knoxville	EST	Lv	.....	.....	.....	.....	.....	11.05	↓	L1231	.....	.....	.....	.....	.....	.....	.....	.....	.....
Nashville	CST	Ar	.....	.....	.....	.....	.....	11.01	11.10	➤1227	.....	.....	.....	.....	.....	.....	.....	.....	.....
Nashville	"	Lv	.....	.....	.....	B8.00	The Mercury	.....	L1135	Ⓓ1240	1.25	The Royal Coachman	.....	The Mercury	The Mercury	.....	.....	.....	The Royal Coachman
Memphis	"	Ar	.....	.....	.....	9.09	↓	.....	12.35	1.49	2.34	↓	.....	↓	↓	.....	.....	.....	↓
Memphis	"	Lv	.....	.....	.....	9.20	↓	.....	.....	2.00	.....	↓	.....	↓	↓	.....	.....	.....	↓
Little Rock	"	Lv	.....	.....	.....	10.20	↓	.....	.....	3.00	.....	↓	.....	↓	↓	.....	.....	.....	↓
Tulsa	"	Ar	.....	.....	.....	–	↓	.....	.....	–	.....	↓	.....	↓	↓	.....	.....	.....	↓
Tulsa	"	Lv	.....	B7.00	.....	–	Daily	.....	.....	–	.....	↓	.....	↓	↓	.....	.....	.....	↓
Oklahoma City	"	Ar	.....	7.40	.....	–	↓	.....	.....	–	.....	↓	.....	↓	↓	.....	.....	.....	↓
Oklahoma City	"	Lv	.....	Ⓑ7.55	.....	–	↓	.....	.....	–	.....	↓	.....	Via Chicago See Table 8	↓	.....	.....	.....	↓
Dallas	"	Ar	↷	8.45	↷	11.58	12.55	.....	.....	4.38	.....	↓	↓	↓	1.15	↷	↷	.....	↓
Dallas	"	Lv	L9.15	9.10	9.35	12.10	S1.25	.....	.....	4.50	.....	Ex.Tu. & Th.	↓	↓	D‡145	1.35	1.40	.....	↓
Ft. Worth	"	Ar	↓	9.25	–	12.25	↓	.....	.....	5.05	.....	↓	2.40	↓	↓	↓	–	.....	↓
Ft. Worth	"	Lv	↓	L9.45	–	DC-6 955	↓	.....	.....	.....	.....	↓	P3.25	↓	↓	↓	–	.....	↓
Midland/Odessa	CST	Ar	↓	–	11.05	.....	↓	.....	.....	.....	.....	↓	↓	↓	↓	↓	3.05	↷	↓
El Paso	MST	Ar	↓	–	11.30	.....	↓	.....	.....	.....	.....	↓	↓	↓	↓	↓	3.25	P3.25	↓
El Paso	"	Lv	↓	The Mercury	L1200	➤L1150	↓	.....	.....	.....	.....	↓	↓	↓	↓	↓	–	↓	↓
Bisbee/Douglas	"	Ar	Ex. Sa.	–	–	–	Ex. Sa.	.....	.....	.....	.....	↓	↓	↓	↓	↓	–	↓	↓
Tucson	"	Ar	↓	–	1.20	–	↓	.....	.....	.....	.....	↓	↓	3.45	↓	↓	D4.45	↓	↓
Phoenix	MST	Ar	↓	–	–	1.25	↓	.....	.....	.....	.....	↓	↓	D4.50	↓	↓	–	↓	↓
San Diego	PST	Ar	↓	–	–	–	↓	.....	.....	.....	.....	↓	↓	–	↓	↓	5.50	5.10	↓
Los Angeles (International Airport)	"	Ar	12.40	12.20	2.35	–	4.05	.....	.....	.....	2.45	↓	↓	5.50	↓	4.15	6.45	6.05	3.15
San Diego	"	Ar	↓	.....	.....	–	5.10	.....	.....	.....	.....	↓	↓	↓	↓	↓	↓	↓	↓
Oakland	"	Ar	↓	.....	.....	–	↓	.....	.....	.....	.....	↓	▽7.25	↓	↓	↓	↓	↓	↓
San Francisco	PST	Ar	3.30	.....	.....	3.30	↓	.....	.....	.....	.....	↓	↓	↓	5.10	↓	↓	↓	↓
			pm	pm	pm	pm	pm	am	pm	pm	pm	pm	pm	pm	pm	pm	pm	pm	pm

CONTINUED ⟶

From NEW YORK to DALLAS/FT. WORTH

TABLE 7A

			FLAGSHIP SERVICE								AIRCOACH SERVICE			
			DC-7 15	DC-7 87	DC-7 9	DC-6 173	DC-7 23	DC-6 193-33	DC-7 DC-6 211		DC-6 637	DC-7 625	DC-6 657	DC-6 655
			am	am	pm	pm	pm	pm	pm		am	am	pm	pm
New York (LaGuardia Airport)	EST	Lv	.....	.....	.....	D3.10	.....	D5.00	D5.30	9.20	P8.20	.....	7.55	9.35
New York (International Airport)	"	Lv	The Mercury	L19.00 The Mercury	L11.00 The Mercury	↓	D4.00	Ex. Sa.	Ex. Sa.		↓	R▲10.20 The Royal Coachman	↓	↓
New York (Newark Airport)	EST	Lv	B7.20	↓	↓	↓	↓	–	–		↓	↓	↓	↓
Dallas	CST	Ar	L12.55	1.15	5.15	9.35	9.35	11.30	11.40		2.40	2.40	3.05	3.15
Ft. Worth	CST	Ar	.....	.....	.....	10.05	10.15	12.10	12.10	4.20	.....	.....	3.40	.....
			pm	pm	pm	pm	pm	am	am	am	pm	pm	am	am
NONSTOP EXCEPT AS SHOWN			TWO-STOP	NON-STOP	NON-STOP	TWO-STOP	Via Chicago	Chicago Connection	TWO-STOP	THREE-STOP	TWO-STOP	NON-STOP	THREE-STOP	ONE-STOP
For more detail refer to Table Nos. ⟶			7			9	8	8	7	7	7		7	7

NOW AMERICAN FLIES

THE FAMOUS ROYAL COACHMAN — NONSTOP DC-7 LUXURY AIRCOACH —

LOS ANGELES-CHICAGO and SAN FRANCISCO-CHICAGO

CONSULT AMERICAN AIRLINES FOR SERVICE DURING THE CHRISTMAS AND NEW YEARS HOLIDAY PERIODS.

AMERICAN AIRLINES

Service between NEW YORK, TENNESSEE, OKLAHOMA, TEXAS and CALIFORNIA

For Boston, New York, Washington, D. C. and Virginia Schedules See Tables 20, 23, 24, 28

For Express Schedules between New York/Washington, D. C. and Los Angeles/San Francisco See Tables 1-4

For Complete Service New York-Oklahoma See Table 8

FOR YOUR CONVENIENCE, Arrivals and Departures are shown in LOCAL TIME as observed in each city.

TABLE 7

			DC-6 911	DC-6 Aircoach 641	DC-7 1	715	DC-6 Aircoach 965	DC-7 Aircoach 625	DC-7 7	DC-6 201	953	DC-6 207	DC-7 901	DC-6 917	DC-6 Aircoach 609	DC-7 5	419	DC-7 37
			pm	am	am	pm	pm	am	am	am	pm	am	pm	pm	am	Noon	pm	pm
New York (LaGuardia Airport)	EST	Lv	.....	P9.50	.....	.....	.....	.....	.....	10.40	.....	.....	.....	.....	P1100	.....	L1230	.....
New York (International Airport)	"	Lv	.....	.....	L‡1000	.....	.....	R▲1020	.....	–	.....	10.30	.....	.....	↓	L▲1200	–	LD▲100
New York (Newark)	"	Lv	.....	.....	.....	.....	.....	.....	.....	–	.....	–	.....	.....	↓	↓	–	↓
Philadelphia	"	Lv	.....	.....	.....	.....	.....	.....	s10.36	s10.36	.....	11.30	.....	.....	↓	↓	M1200	↓
Washington	"	Lv	.....	.....	.....	.....	.....	.....	L▲1200	L1225	.....	L1240	.....	.....	↓	↓	2.07	↓
Richmond	"	Lv	.....	.....	.....	.....	.....	.....	.....	–	.....	–	.....	.....	↓	↓	–	↓
Roanoke	"	Lv	.....	.....	.....	.....	.....	.....	.....	–	.....	–	.....	.....	↓	↓	–	↓
Knoxville	EST	Lv	.....	.....	The Mercury	.....	.....	The Royal Coachman	The Mercury	–	.....	–	.....	.....	↓	The Mercury	4.35	The Mercury
Nashville	CST	Ar	.....	.....	↓	.....	.....	↓	↓	1.55	.....	–	.....	.....	↓	↓	4.31	↓
Nashville	"	Lv	.....	.....	↓	.....	.....	↓	↓	2.20	.....	–	.....	.....	↓	↓	.....	↓
Memphis	"	Ar	.....	.....	↓	.....	.....	↓	↓	–	.....	3.00	.....	.....	↓	(Operates 12.01 PM Mondays)	.....	Via Chicago See Table 8
Memphis	"	Lv	.....	Via Cincinnati and St. Louis See Table 9	↓	.....	.....	↓	↓	–	.....	3.25	.....	.....	Via Chicago See Table 8	↓	.....	↓
Little Rock	"	Lv	.....	↓	↓	Originates Detroit See Table 8	.....	↓	↓	–	.....	–	.....	.....	↓	↓	.....	↓
Tulsa	"	Ar	.....	↓	↓	.....	.....	↓	↓	4.35	.....	–	.....	.....	↓	↓	.....	↓
Tulsa	"	Lv	.....	↓	↓	.....	.....	↓	↓	5.00	.....	–	.....	.....	↓	↓	.....	↓
Oklahoma City	"	Ar	.....	↓	↓	.....	.....	↓	↓	5.40	.....	–	.....	.....	↓	↓	.....	↓
Oklahoma City	"	Lv	.....	↓	↓	.....	.....	↓	↓	D6.05	.....	–	.....	.....	↓	↓	.....	↓
Dallas	"	Ar	.....	↓	↓	.....	.....	↓	↓	For Complete Oklahoma Service See Table 8	.....	–	.....	.....	↓	↓	.....	↓
Dallas	"	Lv	1.45	↓	↓	2.37	↓	2.40	↓	↓	.....	5.25	↷	↷	↓	↓	.....	↓
Ft. Worth	"	Ar	–	↓	↓	2.52	↓	↓	↓	↓	.....	D6.10	D6.00	D6.05	↓	↓	.....	↓
Ft. Worth	"	Lv	–	↓	↓	3.05	3.20➤	K▲315	↓	↓	.....	–	↓	↓	↓	↓	.....	↓
Midland/Odessa	CST	Ar	–	↓	↓	4.43	–	↓	↓	↓	.....	–	↓	↓	↓	↓	.....	↓
El Paso	MST	Ar	3.10	↓	↓	.....	4.40	↓	↓	↓	↷	7.30	↓	7.25	↓	↓	.....	↓
El Paso	"	Lv	3.40	↓	↓	.....	P5.10	↓	↓	See Table 8	7.50	7.55	↓	7.50	↓	↓	.....	↓
Bisbee/Douglas	"	Ar	–	↓	↓	.....	–	↓	↓	↓	–	–	↓	↓	↓	↓	.....	↓
Tucson	"	Ar	5.00	↓	↓	.....	–	↓	↓	8.25	–	9.15	↓	↓	↓	↓	.....	↓
Phoenix	MST	Ar	D6.00	↓	↓	.....	–	↓	↓	9.20	–	10.10	↓	↓	7.00	↓	.....	8.00
San Diego	PST	Ar	–	↓	↓	.....	–	↓	↓	–	–	11.00	↓	↓	7.55	↓	.....	↓
Los Angeles (International Airport)	"	Ar	–	6.40	S3.45	.....	7.05	5.50	S5.15	10.20	9.45	.....	8.35	↓	8.55	S5.45	.....	.....
Oakland	"	Ar	–	↓	↓	.....	↓	↓	↓	↓	↓	↓	↓	10.55	↓	↓	.....	↓
San Francisco	PST	Ar	8.05	↓	↓	.....	↓	↓	↓	↓	↓	↓	↓	11.30	↓	↓	.....	↓
			pm	pm	pm	pm	pm	pm	pm	pm	pm	pm	pm	pm	pm	pm	pm	pm

CONTINUED ⟶

From FT. WORTH/DALLAS to NEW YORK

TABLE 7A

			FLAGSHIP SERVICE								AIRCOACH SERVICE		
			DC-7 84	DC-7 DC-6 26-228	DC-7 16-566	DC-7 22-32	DC-6 154	DC-7 10	DC-6 112		DC-7 624	DC-6 638	DC-6 654
			am	am	am	am	pm	pm	pm		am	am	pm
Fort Worth	CST	Lv	‡8.35	.....	8.40	11.45	D2.05	.....	S10.45		G‡7.00	P7.00	P4.30
Dallas	CST	Lv	L‡9.15	L9.15	L9.20	L12.25	↓	D‡4.30	↓		↓	↓	↓
New York (Newark Airport)	EST	Ar	The Mercury	↓	↓	↓	↓	The Mercury	↓		12.20	↓	↓
New York (International Airport)	"	Ar	2.35	↓	↓	7.25	↓	9.50	↓		.....	2.30	11.30
New York (LaGuardia Airport)	EST	Ar	.....	4.45	3.45	.....	10.10	.....	6.20		.....	.....	.....
			pm	pm	pm	pm	pm	pm	am		pm	pm	pm
NONSTOP EXCEPT AS SHOWN			NON-STOP	Chicago Connection	Washington Connection	Chicago Connection	THREE-STOP	NON-STOP	TWO-STOP		NON-STOP	TWO-STOP	ONE-STOP
For more detail refer to Table Nos. ⟶				8	7	7	8		7			7	7

FLY THE *Mercury* ST. LOUIS—NEW YORK 2 Nonstops daily on the DC-7... America's fastest airliner

ALL FLIGHTS DAILY EXCEPT AS NOTED

FOR EXPLANATION OF REFERENCE MARKS SEE PAGE 41

AMERICAN AIRLINES

FOR YOUR CONVENIENCE, Arrivals and Departures are shown in LOCAL TIME as observed in each city.

AMERICAN AIRLINES

FOR YOUR CONVENIENCE, Arrivals and Departures are shown in LOCAL TIME as observed in each city.

Service between NEW YORK, TENNESSEE, OKLAHOMA, TEXAS and CALIFORNIA

For Boston, New York, Washington, D. C. and Virginia Schedules See Tables 20, 23, 24, 28

For Express Schedules between New York/Washington, D. C. and Los Angeles/San Francisco See Tables 1-4

For Complete Service New York-Oklahoma See Table 8

TABLE 7

			DC-7 67	DC-7 9	DC-6 117	DC-6 173	DC-6 903	DC-7 23	DC-7 3	DC-6 119	407	DC-6 235	DC-6 177	DC-6 Air-coach 657	DC-6 Air-coach 655	DC-6 211	DC-6 Air-coach 621	DC-7 11	DC-7 Air-coach 673		
			pm	pm	pm	pm	pm	pm	pm	pm	pm	pm	pm	pm	pm	pm	pm	pm	am		
New York (LaGuardia Airport)	EST	Lv	.....	.....	1.35	D3.10	.....	.....	.....	5.30	D555	.....	D6.15	7.55	9.35	9.10	P9.20	.....	G▲1230		
New York (International Airport)	"	Lv	.....	L▮100	–	.....	.....	D4.00	D▮400	– Ex. Sa.	–	.....	.....	–	–	–	.....	.....	.....		
New York (Newark)	"	Lv	.....	.....	–	.....	.....	.....	.....	–	–	Ⓨ D500	.....	–	–	–	.....	.....	.....		
Philadelphia	"	Lv	*s1.38*	.....	*s1.38*	.....	.....	.....	Ex. Sa.	M5.15	*s6.20*	–	.....	*s6.20*	E8.55	10.20	.....	*s10.20*	.....		
Washington	"	Lv	SD325	.....	3.20	.....	.....	Via Chicago See Table 8	.....	D7.10	7.33	Via Chicago and St. Louis See Table 8	Via Louisville See Table 9	9.45	11.20	11.30	Via Detroit and Chicago See Table 8	S▮1255	.....		
Richmond	"	Lv	.....	.....	–	Via Columbus and Louisville See Table 9	.....	.....	.....	–	8.25	.....	.....	–	–	–	.....	Ex. Su.	.....		
Roanoke	"	Lv	.....	.....	–	.....	.....	.....	.....	–	–	.....	.....	–	–	–	.....	.....	.....		
Knoxville	EST	Lv	.....	.....	–	.....	.....	.....	.....	–	10.43	.....	.....	–	–	–	.....	.....	.....		
Nashville	CST	Ar	.....	.....	4.50	.....	.....	.....	.....	8.40	10.39	.....	.....	11.15	.....	–	.....	.....	.....		
Nashville	"	Lv	.....	.....	D5.15	.....	.....	.....	.....	9.00	.....	.....	.....	11.45	.....	.....	.....	.....	.....		
Memphis	"	Ar	.....	.....	6.15	.....	.....	.....	.....	–	.....	8	10.20	12.45	.....	1.50	.....	The Mercury	The Royal Coachman		
Memphis	"	Lv	.....	.....	Ⓓ6.35	.....	.....	.....	.....	–	.....	.....	.....	1.10	.....	2.20	.....				
Little Rock	"	Lv	The Mercury	The Mercury	7.40	.....	.....	.....	The Mercury	–	.....	.....	.....	–	.....	–	.....				
Tulsa	"	Ar	.....	.....	–	.....	.....	.....	.....	–	.....	11.15	.....	–	.....	–	.....				
Tulsa	"	Lv	.....	.....	–	.....	.....	.....	.....	–	.....	11.50	.....	–	.....	–	.....				
Oklahoma City	"	Ar	.....	.....	–	.....	.....	.....	.....	–	.....	12.30	.....	–	.....	–	.....				
Oklahoma City	"	Lv	.....	.....	–	.....	.....	.....	.....	–	.....	12.50	.....	–	.....	–	.....				
Dallas	"	Ar	.....	6.15	9.05	9.35	10.05	9.35	.....	11.40	.....	1.45	.....	3.05	3.15	–	.....				
Dallas	"	Lv	.....	D▮1545	9.20	9.50	10.05	10.00	.....	11.55	.....	.....	.....	3.25	P3.45	.....	.....				
Ft. Worth	"	Ar	.....	.....	9.35	10.05	–	10.15	.....	12.10	.....	.....	.....	3.40	.....	4.20	.....				
Ft. Worth	"	Lv	.....	.....	.....	.....	–	10.35	.....	.....	.....	.....	.....	.....	.....	B5.00	.....				
Midland/Odessa	CST	Ar	.....	.....	.....	.....	–	–	.....	.....	.....	.....	.....	.....	.....	–	.....				
El Paso	MST	Ar	.....	.....	.....	.....	–	11.45	.....	.....	.....	.....	.....	.....	.....	6.20	.....				
El Paso	"	Lv	.....	.....	.....	.....	–	.....	.....	.....	.....	.....	.....	.....	.....	Ⓑ6.40	.....				
Bisbee/Douglas	"	Ar	.....	.....	.....	.....	–	.....	.....	.....	.....	For Complete Oklahoma Service See Table 8	.....	.....	.....	7.40	.....				
Tucson	"	Ar	.....	.....	.....	.....	–	.....	.....	.....	.....		.....	.....	.....	8.25	5.55				
Phoenix	MST	Ar	.....	.....	.....	.....	–	.....	.....	.....	.....		.....	.....	.....	9.25	7.00				
San Diego	PST	Ar	.....	.....	.....	.....	1.00	.....	.....	.....	.....		.....	.....	.....	10.15	7.50	B6.10	6.15		
Los Angeles (International Airport)	"	Ar	.....	8.25	.....	.....	2.00	.....	S9.45	.....	.....		.....	.....	6.50	11.10	8.45				
Oakland	"	Ar	.....	.....	.....	.....	.....	.....	.....	.....	.....		.....	.....	.....	.....	.....				
San Francisco	PST	Ar	S10.10	.....	.....	.....	.....	.....	.....	.....	.....		.....	.....	.....	.....	.....				
			pm	pm	pm	pm	am	pm	pm	am		am	pm	am	am	am	am	am	am		

← CONTINUED FROM PRECEDING PAGES

From DETROIT to LOS ANGELES/SAN FRANCISCO

TABLE 7B

			FLAGSHIP SERVICE: The Mercury DC-7 47	665- The Mercury DC-7 43	665- The Mercury DC-7 49	727- The Mercury DC-7 55	767- The Mercury DC-7 67	767- The Mercury DC-7 65	AIRCOACH SERVICE: DC-7 Air-coach 665	DC-7 Air-coach 665- 681	727- DC-7 Air-coach 689	767- DC-7 Air-coach 685	767- DC-7 Air-coach 667	DC-6 Air-coach 621					
			am	am	am	pm	pm	pm	am	am	pm	pm	pm	am					
Detroit	EST	Lv	S 9.10	L10.35	L10.35	L12.05	D3.50	D3.50	R▲1035	R▲1035	L▲1205	K▲3.50	K▲3.50	P12.10					
Los Angeles (Int'l. Airport)	PST	Ar	L2.00	S4.40	–	D7.45	–	S8.50 Ex. Sa.	4.00	4.00	K6.50	9.00	–	8.45					
Oakland	"	Ar	.....	.....	–	.....	–	.....	.....	.....	.....	.....	–	.....					
San Francisco	PST	Ar	.....	.....	S5.10	.....	S10.10	.....	.....	.....	.....	.....	10.20	.....					
			pm	pm	pm	pm	pm	pm	pm	pm	pm	pm	pm	am					
			Via Chicago	C	C	C	C	C	Via Chicago	C	C	C	C	Four-Stop					

Looking for a flight? There's a handy

QUICK REFERENCE INDEX *on pages 2 and 3*

AMERICAN AIRLINES

FOR YOUR CONVENIENCE, Arrivals and Departures are shown in LOCAL TIME as observed in each city.

Service between CALIFORNIA, TEXAS, OKLAHOMA, TENNESSEE and NEW YORK

For Virginia, Washington, D. C., New York and Boston Schedules See Tables 20, 23, 24, 28

For Express Schedules between San Francisco/Los Angeles and Washington, D. C./New York See Tables 1-4

For Complete Service Oklahoma-New York See Table 8

TABLE 7

			480	DC-7 16	402	DC-6 178	406	420	DC-7 22	426	DC-7 32	DC-6 950	DC-6 Air-coach 622	DC-7 96	DC-6 154	590	DC-6 202	DC-7 36	DC-7 Air-coach 670	DC-7 2		
			pm	am	am	pm	pm	pm	am	pm	am	am	am	pm	pm	pm	am	am	am	am		
San Francisco	PST	Lv	.....	.....	.....	.....	.....	.....	.....	.....	.....	.....	.....	.....	.....	.....	.....	.....	.....	.....		
Oakland	"	Lv	.....	.....	.....	.....	.....	.....	.....	.....	.....	.....	.....	.....	.....	.....	.....	.....	.....	.....		
San Diego	"	Lv	.....	.....	.....	.....	.....	.....	.....	.....	.....	.....	.....	.....	.....	.....	.....	.....	.....	.....		
Los Angeles (International Airport)	"	Lv	.....	.....	.....	.....	.....	.....	.....	.....	.....	B7.15	7.20	.....	.....	.....	B7.20	B▮755	R▲830	S▮9.00		
San Diego	PST	Lv	.....	.....	.....	.....	.....	.....	.....	.....	.....	–	8.20	.....	.....	.....	–	–				
Phoenix	MST	Lv	.....	.....	.....	.....	.....	.....	.....	.....	8.50	–	11.10	.....	.....	.....	10.10	L▮1050				
Tucson	"	Lv	.....	.....	.....	.....	.....	.....	.....	.....	L9.55	–	.....	.....	.....	.....	L1115	.....				
Bisbee/Douglas	"	Lv	.....	.....	.....	.....	.....	.....	.....	.....	.....	–	.....	.....	.....	.....	–	.....				
El Paso	"	Ar	.....	.....	.....	.....	.....	.....	.....	.....	The Mercury	10.55	.....	.....	.....	.....	–	The Mercury	The Royal Coachman	The Mercury		
El Paso	MST	Lv	.....	.....	.....	.....	.....	.....	8.35	.....	.....	.....	.....	.....	.....	.....	–	.....	.....	.....		
Midland/Odessa	CST	Lv	B6.50	.....	.....	.....	.....	.....	–	.....	.....	.....	.....	.....	.....	.....	–	.....	.....	.....		
Ft. Worth	"	Ar	8.18	.....	.....	.....	.....	.....	11.30	.....	.....	.....	.....	.....	.....	.....	–	.....	.....	.....		
Ft. Worth	"	Lv	8.30	8.40	9.30	.....	.....	.....	11.45	12.10	.....	.....	.....	.....	2.05	.....	–	.....	.....	.....		
Dallas	"	Ar	8.45	8.55	9.45	.....	.....	.....	12.00	12.25	.....	.....	.....	.....	–	.....	–	.....	.....	.....		
Dallas	"	Lv	.....	L9.20	10.00	.....	.....	.....	.....	L1237	.....	.....	.....	.....	–	.....	–	.....	.....	.....		
Ft. Worth	"	Ar	.....	–	–	.....	.....	.....	.....	–	.....	.....	.....	.....	–	.....	–	.....	.....	.....		
Oklahoma City	"	Ar	.....	–	–	.....	.....	.....	.....	1.39	.....	.....	.....	.....	–	.....	3.20	.....	.....	.....		
Oklahoma City	"	Lv	.....	–	–	.....	.....	.....	.....	1.49	.....	.....	.....	.....	–	.....	3.40	.....	.....	.....		
Tulsa	"	Ar	.....	–	–	.....	.....	.....	.....	2.32	.....	.....	.....	.....	–	.....	4.20	.....	.....	.....		
Tulsa	"	Lv	.....	–	–	.....	.....	.....	.....	.....	.....	.....	.....	3.05	–	.....	4.45	.....	.....	.....		
Little Rock	"	Lv	.....	–	11.42	.....	.....	.....	.....	.....	.....	.....	.....	.....	3.45	.....	–	.....	.....	.....		
Memphis	"	Ar	.....	–	12.29	.....	.....	Ex. Sa.	.....	Terminates Buffalo See Table 8	Via Chicago See Table 8	.....	Via Chicago See Table 8	.....	4.25	.....	–	Via Chicago See Table 8	.....	.....		
Memphis	"	Lv	.....	–	L1241	1.35	.....	.....	.....	.....	.....	.....	.....	Sun. Only	D4.50	5.00	–	.....	.....	.....		
Nashville	"	Ar	.....	–	1.45	2.35	.....	.....	.....	.....	.....	.....	.....	.....	–	.....	–	.....	.....	.....		
Nashville	CST	Lv	.....	–	1.57	D3.05	4.00	D600	.....	.....	.....	.....	.....	.....	6.04	6.45	D7.05	.....	.....	.....		
Knoxville	EST	Lv	.....	–	4.02	.....	D6.05	8.05	.....	.....	.....	.....	.....	The Mercury	–	.....	–	.....	.....	.....		
Roanoke	"	Ar	.....	–	5.17	.....	–	–	.....	.....	.....	.....	.....	.....	–	.....	–	.....	.....	.....		
Richmond	"	Ar	.....	–	D6.17	.....	–	–	.....	.....	.....	.....	.....	.....	–	.....	–	.....	.....	.....		
Washington	"	Ar	.....	2.05	7.06	.....	8.08	10.08	.....	For Complete Oklahoma Service See Table 8	.....	.....	.....	Via St. Louis	8.35	.....	10.15	.....	.....	.....		
Baltimore	"	Ar	.....	–	–	.....	–	10.47	.....	.....	.....	.....	.....	.....	–	.....	–	.....	.....	.....		
Wilmington	"	Ar	.....	–	–	.....	–	11.29	.....	.....	.....	.....	.....	.....	–	.....	–	.....	.....	.....		
Philadelphia	"	Ar	.....	*s4.44*	8.09	.....	E9.37	*s1140*	.....	.....	.....	.....	.....	*s11.40*	.....	*s11.40*	.....	.....	.....	.....		
New York (Newark)	"	Ar	.....	.....	–	.....	–	–	.....	.....	.....	.....	.....	.....	–	.....	–	.....	.....	.....		
New York (International Airport)	"	Ar	.....	.....	–	.....	–	–	.....	.....	7.25	.....	.....	9.00	–	.....	–	D8.25	6.45	L7.15		
New York (LaGuardia Airport)	EST	Ar	.....	.....	9.05	6.55	9.35	12.25	.....	8	.....	.....	9.45	.....	10.10	.....	11.45	.....	.....	.....		
				am	pm	pm	pm	am	Noon	pm	pm	am	pm		pm		pm		pm			

CONTINUED →

From SAN FRANCISCO/LOS ANGELES to DETROIT

TABLE 7B

			FLAGSHIP SERVICE: The Mercury DC-7 36- 716	The Mercury DC-7 40- 484	The Mercury DC-7 42- 716	The Mercury DC-7 44- 716	The Mercury DC-7 48	The Mercury DC-7 46- 778	The Mercury DC-7 56- 778	AIRCOACH SERVICE: DC-6 Air-coach 622- 608	The Royal Coachman DC-7 664- 484	The Royal Coachman DC-7 680- 608	The Royal Coachman DC-7 662- 686	The Royal Coachman DC-7 686	The Royal Coachman DC-7 688- 778					
			am	am	am	am	pm	pm	pm	am	am	am	pm	pm	pm					
San Francisco	PST	Lv	.....	.....	L▮9.00	.....	.....	S▮11.15	.....	.....	R▲8.00	.....	G▲1030	.....	.....					
Oakland	"	Lv	.....	.....	–	.....	Ex. Sa.	–	.....	.....	–	.....	–	.....	.....					
Los Angeles (Int'l. Airport)	"	Lv	BL▮1755 Ex. Sa.	SL▮800	–	L▮945 Ex. Sa.	S▮1.50	–	S▮11.10	P7.20	–	R▲8.40	–	G▲1100	G▲1145					
Los Angeles (Lockheed Air Term.)	PST	Lv	–	–	–	–	↓	–	–	–	–	–	–	↓	–					
Detroit	EST	Ar	D7.55	6.30	D7.55	D7.55	D11.50	B10.15	B10.15	8.20	6.30	P8.20	9.05	9.05	B1015					
			pm	pm	pm	pm	pm	am	am	pm	pm	pm	am	am	am					
			C	C	C	C	Via Chicago	C	C	C	C	C	C	Via Chicago	C					

ALL FLIGHTS DAILY EXCEPT AS NOTED

FOR EXPLANATION OF REFERENCE MARKS SEE PAGE 41

AMERICAN AIRLINES

AMERICAN AIRLINES

Service between CALIFORNIA, TEXAS, OKLAHOMA, TENNESSEE and NEW YORK

For Virginia, Washington, D. C., New York and Boston Schedules See Tables 20, 23, 24, 28
For Express Schedules between San Francisco/Los Angeles and Washington, D. C./New York See Tables 1-4
For Complete Service Oklahoma-New York See Table 8

FOR YOUR CONVENIENCE, Arrivals and Departures are shown in LOCAL TIME as observed in each city.

TABLE 7

			DC-6 Air-coach 654	DC-6 918	DC-7 902	DC-7 10	DC-6 114	DC-6 166	DC-7 42	DC-7 12	400	DC-6 954	DC-6 112	DC-7 906	DC-7 82	DC-7 18	DC-6 212	DC-7 Air-coach 672	DC-7 Air-coach 678	DC-6 Air-coach 606	DC-7 4	DC-7 8
			am	am	am	am	am	am	am	am	pm	pm	pm	pm	pm	pm	pm	pm	pm	pm	pm	pm
San Francisco	PST	Lv	.....	7.50	.....	.....	.....	.....	L1900	.....	.....	L1240	.....	.....	D2.30	.....	.....	.....	.....	.....	.....	.....
Oakland	"	Lv	.....	L8.30	.....	.....	.....	.....	.....	.....	.....	–	.....	.....	.....	.....	.....	.....	.....	.....	.....	.....
San Diego	"	Lv	.....	.....	.....	.....	.....	7.15	.....	.....	.....	.....	.....	.....	.....	.....	.....	.....	.....	.....	✈7.35	.....
Los Angeles (International Airport)	"	Lv	P9.30	.....	L9.55	L1940	7.15	B8.40	.....	L‡1145	.....	–	1.40	D3.15	.....	D4.15	4.25	G‡830	G‡845	8.55	S‡9.00	S‡9.45
San Diego	PST	Lv	.....	.....	.....	The Mercury	B8.15	–	The Mercury	.....	.....	–	–	.....	Ex. Sa.	The Mercury	D5.25	The Royal Coachman	The Royal Coachman	9.55	The Mercury	The Mercury
Phoenix	MST	Lv	.....	.....	.....	.....	–	L1140	.....	.....	.....	4.35	–	.....	.....	.....	8.10	.....	.....	12.45	.....	.....
Tucson	"	Lv	.....	.....	.....	.....	11.10	–	.....	The Mercury	.....	–	4.55	.....	.....	.....	9.10	.....	.....	P1.50	.....	.....
Bisbee/Douglas	"	Lv	.....	.....	.....	.....	–	–	.....	.....	.....	–	–	.....	.....	.....	9.55	.....	.....	.....	.....	.....
El Paso	"	Ar	.....	.....	.....	.....	12.20	–	.....	.....	.....	6.05	6.05	Ex. Sa.	The Mercury	.....	10.50	.....	.....	.....	.....	.....
El Paso	MST	Lv	.....	.....	.....	.....	L1245	–	.....	.....	.....	✈	D6.30	.....	.....	.....	11.10	.....	.....	.....	.....	.....
Midland/Odessa	CST	Lv	.....	.....	.....	.....	–	–	.....	.....	D625	.....	8.55	.....	.....	.....	–	.....	.....	.....	.....	.....
Ft. Worth	"	Ar	4.00	.....	.....	.....	–	–	.....	.....	–	.....	10.15	.....	.....	‹1015	2.15	.....	.....	.....	.....	.....
Ft. Worth	"	Lv	P4.30	.....	.....	.....	–	–	.....	.....	–	.....	10.45	.....	.....	10.40	2.50	.....	.....	.....	.....	.....
Dallas	"	Ar	.....	3.50	4.00	3.45	3.55	4.00	.....	.....	7.58	.....	–	9.20	9.15	10.55	–	.....	.....	.....	.....	.....
Dallas	"	Lv	.....	.....	.....	D‡430	4.35	.....	.....	.....	8.10	.....	–	.....	.....	11.15	–	.....	.....	.....	Ex. Sa. San Diego-Los Angeles	Ex. Sa.
Ft. Worth	"	Ar	.....	.....	.....	.....	–	.....	.....	.....	8.25	.....	–	.....	.....	–	–	.....	Ex. Mon. and Wed.	.....	.....	.....
Oklahoma City	"	Ar	.....	.....	.....	.....	–	.....	.....	.....	.....	.....	–	.....	.....	12.05	–	.....	.....	.....	.....	.....
Oklahoma City	"	Lv	.....	.....	.....	.....	–	.....	.....	.....	.....	.....	–	.....	.....	12.20	–	.....	.....	.....	.....	.....
Tulsa	"	Ar	.....	.....	.....	.....	–	.....	.....	.....	.....	.....	–	.....	.....	1.00	–	.....	.....	.....	.....	.....
Tulsa	"	Lv	.....	.....	.....	.....	–	.....	.....	.....	.....	.....	–	.....	.....	For Complete Oklahoma Service	–	.....	.....	Via Chicago	.....	.....
Little Rock	"	Lv	.....	.....	.....	.....	–	.....	.....	.....	.....	.....	–	.....	.....	See Table 8	–	.....	.....	See Table 8	.....	.....
Memphis	"	Ar	.....	.....	.....	.....	6.20	Terminates Pittsburgh See Table 9	.....	.....	.....	.....	12.35	.....	.....	.....	4.40	.....	.....	.....	.....	.....
Memphis	"	Lv	.....	.....	.....	.....	D6.45	.....	.....	.....	.....	.....	1.00	.....	.....	.....	5.05	.....	.....	.....	.....	.....
Nashville	"	Ar	.....	.....	.....	.....	–	.....	.....	.....	.....	.....	–	.....	.....	.....	6.05	.....	.....	.....	.....	.....
Nashville	CST	Lv	.....	.....	.....	.....	–	.....	.....	.....	.....	.....	–	.....	.....	.....	B6.35	.....	.....	.....	.....	.....
Knoxville	EST	Lv	.....	.....	.....	.....	–	.....	.....	.....	.....	.....	–	.....	.....	.....	8.45	.....	.....	.....	.....	.....
Roanoke	"	Ar	.....	.....	.....	.....	–	.....	.....	.....	.....	.....	–	.....	.....	.....	–	.....	.....	.....	.....	.....
Richmond	"	Ar	.....	.....	.....	.....	–	.....	.....	.....	.....	.....	–	.....	.....	.....	–	.....	.....	.....	.....	.....
Washington	"	Ar	9.50	.....	.....	.....	10.30	.....	D8.20	S9.45	.....	.....	S4.45	.....	.....	.....	10.30	.....	6.45	.....	.....	B7.45
Baltimore	"	Ar	–	.....	.....	.....	–	.....	–	–	.....	.....	–	.....	.....	.....	–	.....	.....	.....	.....	–
Wilmington	"	Ar	–	.....	.....	.....	–	.....	–	–	.....	.....	–	.....	.....	.....	–	.....	.....	.....	.....	–
Philadelphia	"	Ar	s11.40	.....	.....	.....	11.40	.....	E9.37	s11.40	.....	.....	Q8.44	.....	.....	.....	11.40	.....	.....	.....	.....	s11.40
New York (Newark)	"	Ar	–	.....	.....	.....	–	.....	9.45	.....	.....	.....	–	.....	.....	.....	–	.....	.....	.....	.....	.....
New York (International Airport)	"	Ar	–	.....	.....	9.50	12.35	.....	.....	.....	.....	.....	–	.....	.....	.....	–	6.45	.....	.....	B7.15	.....
New York (LaGuardia Airport)	EST	Ar	11.30	.....	.....	.....	.....	.....	.....	.....	.....	.....	6.20	.....	.....	.....	12.35	.....	.....	12.15	.....	.....
			pm	pm	pm	pm	am	pm	pm	pm	pm	pm	pm	pm	pm	pm	pm	am	am	pm	am	am

CONTINUED FROM PRECEDING PAGES — CONTINUED

From DETROIT and CHICAGO to ST. LOUIS

TABLE 7C

			479	715	715	DC-6 179	DC-7 665-489	759	727-427	481	485	327-717	781	471	DC-6 235
			am	am	am	am	am	am	pm	pm	pm	pm	pm	pm	pm
Detroit/Windsor (Willow Run)	EST	Lv	.....	B705	.....	.....	10.35	L1135 Ex. Su.	L1205	.....	.....	D5.30	D6.25	.....	.....
Chicago (Midway)	CST	Lv	.....	Ex. Su. Via Springfield	Via Springfield	9.00	L1115	–	2.00	3.20	.....	⑥7.20	–	7.50	7.55
Chicago (O'Hare Field)	"	Lv	B710	⑥735 Ex. Su.	B735 Su. On.	–	–	ⓛ1230 Daily	–	–	4.30	– Ex. Sa.	⑥7.00	–	–
St. Louis	CST	Ar	8.42	9.28	9.28	1020	12.42	2.02	3.27	4.47	6.02	8.47	8.32	1008	9.15
			am	am	am	am	pm	pm	pm	pm	pm	pm	pm	pm	pm
EXPRESS VIA CHICAGO EXCEPT AS SHOWN							C		C			C		TWO-STOP	

Fly AMERICAN between CLEVELAND – LOS ANGELES
FASTEST NONSTOP Service on the DC-7 Mercury

Service between CALIFORNIA, TEXAS, OKLAHOMA, TENNESSEE and NEW YORK

For Virginia, Washington, D. C., New York and Boston Schedules See Tables 20, 23, 24, 28
For Express Schedules between San Francisco/Los Angeles and Washington, D. C./New York See Tables 1-4
For Complete Service Oklahoma-New York See Table 8

AMERICAN AIRLINES

FOR YOUR CONVENIENCE, Arrivals and Departures are shown in LOCAL TIME as observed in each city.

TABLE 7

			DC-7 14	DC-6 910	DC-6 Air-coach 966	DC-6 Air-coach 638	DC-6 908	DC-6 Air-coach 650	DC-6 208	DC-7 88	DC-7 Air-coach 624	DC-6 Air-coach 660	DC-6 Air-coach 642	DC-7 900	DC-7 94	DC-6 118	482	DC-6 216	DC-7 84	DC-6 142
			pm	pm	pm	pm	pm	am	am	pm	am	pm	am	am	am	am	am	am	am	pm
San Francisco	PST	Lv	.....	8.45	.....	‹11.00	.....	.....	.....	S11.45	.....	.....	.....	.....	.....	.....	.....	.....	.....	.....
Oakland	"	Lv	.....	–	.....	.....	.....	.....	.....	.....	.....	.....	.....	.....	.....	.....	.....	.....	.....	.....
Los Angeles (International Airport)	"	Lv	S‡1030	–	10.45	.....	11.05	.....	.....	.....	▲12.15	11.30	P1205	12.20	.....	.....	.....	.....	.....	.....
San Diego	PST	Lv	.....	–	–	.....	12.05	.....	.....	.....	.....	12.30	.....	.....	.....	.....	.....	.....	.....	.....
Phoenix	MST	Lv	The Mercury	12.40	–	.....	–	.....	.....	The Mercury	The Royal Coachman	–	.....	.....	.....	.....	.....	.....	.....	.....
Tucson	"	Lv	.....	1.45	–	.....	–	.....	.....	.....	.....	–	.....	.....	.....	.....	.....	.....	.....	.....
Bisbee/Douglas	"	Lv	.....	–	–	.....	–	.....	.....	.....	.....	–	.....	.....	.....	.....	.....	.....	.....	.....
El Paso	"	Ar	.....	2.55	2.25	.....	–	.....	.....	.....	.....	3.35	.....	.....	.....	.....	.....	.....	.....	.....
El Paso	MST	Lv	.....	3.15	2.55	.....	–	.....	.....	.....	.....	.....	.....	.....	.....	.....	.....	.....	.....	.....
Midland/Odessa	CST	Lv	.....	–	–	.....	–	.....	.....	.....	.....	.....	.....	.....	.....	.....	.....	.....	.....	.....
Ft. Worth	"	Ar	.....	–	–	.....	–	.....	.....	.....	.....	.....	.....	.....	.....	.....	.....	.....	.....	.....
Ft. Worth	"	Lv	.....	–	–	.....	–	.....	.....	.....	.....	.....	.....	.....	.....	.....	6.40	B6.50	‡8.35	.....
Dallas	"	Ar	.....	6.25	6.05	*6.20	6.25	✈	✈	6.30	*6.20	.....	.....	6.25	.....	.....	6.55	–	8.50	.....
Dallas	"	Lv	.....	.....	.....	P7.10	.....	P7.05	B7.10	.....	G‡700	.....	.....	.....	.....	.....	B7.10	–	L‡915	.....
Ft. Worth	"	Ar	.....	.....	.....	.....	.....	–	–	.....	.....	.....	.....	.....	.....	.....	–	–	.....	.....
Oklahoma City	"	Ar	Ex. Sa.	.....	.....	.....	.....	–	–	.....	.....	.....	.....	.....	.....	.....	8.12	7.45	.....	.....
Oklahoma City	"	Lv	.....	.....	.....	.....	.....	–	–	.....	.....	.....	.....	.....	.....	.....	8.24	⑧8.05	.....	.....
Tulsa	"	Ar	.....	.....	.....	.....	.....	–	–	.....	.....	.....	.....	.....	.....	.....	9.07	8.45	The Mercury	.....
Tulsa	"	Lv	.....	.....	.....	.....	.....	–	–	.....	.....	.....	.....	.....	B8.05	.....	.....	.....	.....	.....
Little Rock	"	Lv	.....	.....	.....	.....	.....	–	8.50	.....	.....	.....	.....	.....	.....	.....	Terminates Newark See Table 8	Terminates Newark See Table 8	.....	.....
Memphis	"	Ar	.....	.....	.....	.....	.....	8.50	9.30	.....	.....	.....	.....	.....	Ex.Su.	.....	.....	.....	.....	.....
Memphis	"	Lv	.....	.....	.....	.....	.....	9.15	9.50	.....	.....	.....	.....	.....	.....	L1035	.....	.....	.....	L1225
Nashville	"	Ar	.....	.....	.....	.....	.....	10.15	10.50	.....	.....	.....	Via St. Louis & Cincinnati See Table 9	.....	The Mercury	.....	.....	.....	.....	.....
Nashville	CST	Lv	.....	.....	.....	.....	.....	P1040	11.15	.....	.....	.....	.....	.....	Via St. Louis See Table 9	.....	.....	.....	.....	Via Pittsburgh See Table 9
Knoxville	EST	Lv	.....	.....	.....	.....	.....	–	L1.25	.....	.....	.....	.....	.....	.....	.....	.....	.....	.....	.....
Roanoke	"	Ar	.....	.....	.....	.....	.....	–	–	.....	.....	.....	.....	.....	.....	.....	.....	.....	.....	.....
Richmond	"	Ar	.....	.....	.....	.....	.....	–	–	.....	.....	.....	.....	.....	.....	.....	.....	.....	.....	.....
Washington	"	Ar	.....	.....	.....	12.25	.....	1.50	3.10	.....	.....	.....	.....	.....	2.00	.....	.....	For Complete Oklahoma Service See Table 8	2.35	.....
Baltimore	"	Ar	.....	.....	.....	–	.....	–	–	.....	.....	.....	.....	.....	.....	.....	.....	.....	.....	.....
Wilmington	"	Ar	.....	.....	.....	E1.56	.....	–	–	.....	.....	.....	.....	.....	.....	.....	.....	.....	.....	.....
Philadelphia	"	Ar	.....	.....	.....	1.40	.....	H3.05	s4.44	.....	.....	.....	.....	.....	.....	.....	.....	.....	.....	.....
New York (Newark)	"	Ar	.....	.....	.....	–	.....	–	–	.....	.....	.....	.....	.....	.....	.....	.....	.....	.....	.....
New York (International Airport)	"	Ar	B8.45	.....	.....	–	.....	–	–	.....	12.20	.....	.....	.....	.....	.....	.....	.....	.....	5.20
New York (LaGuardia Airport)	EST	Ar	.....	.....	.....	2.40	.....	3.30	4.40	.....	.....	.....	1.30	.....	.....	3.10	.....	.....	.....	.....
			am	am	am	pm	am	pm	pm	am	pm	am	pm	am	pm	pm	am	am	pm	pm

CONTINUED FROM PRECEDING PAGES

From ST. LOUIS to CHICAGO and DETROIT

TABLE 7C

			702	704	432	DC-6 228-744	470-730	488	484	708	426	DC-7 472-48	486	474
			am	am	am	am	am	pm	pm	pm	pm	pm	pm	pm
St. Louis	CST	Lv	B7.30	B8.10	10.10	L1120	L1145	L1.15	1.43	4.15	4.45	D7.00	8.30	10.05
Chicago (O'Hare Field)	"	Ar	– Ex. Sa.	9.40 Ex. Su.	Via Springfield	–	1.15	–	–	D5.45	– Daily	Ex. Sa.	10.00	–
Chicago (Midway)	CST	Ar	8.55	–	11.57	12.35	–	2.40 Sa. Only	3.55	–	D6.10 Ex. Sa.	8.25	–	11.30
Detroit/Windsor (Willow Run)	EST	Ar	11.25	12.05	.....	3.15	ⓨ5.00	.....	6.30	8.15	8.45	11.50	ⓨ1225	.....
			am	pm	am	pm	pm	pm	pm	pm	pm	pm	am	pm
EXPRESS VIA CHICAGO EXCEPT AS SHOWN						C	C		THREE STOP			C		

ALL FLIGHTS DAILY EXCEPT AS NOTED

FOR EXPLANATION OF REFERENCE MARKS SEE PAGE 41

AMERICAN AIRLINES

AMERICAN AIRLINES

Service between BOSTON, NEW YORK and CHICAGO to the SOUTHWEST and WEST COAST

(SEE NOTE ON BOTTOM OF PAGE)

TABLE 8

			am	am	am	am	am	715 am	pm	DC-7 47 am	DC-6 Ex Su 157 am	pm	DC-6 159 am	pm	pm	pm	pm	DC-6 Ex Sa & Su 291 am	Ex Su 750 am		
Boston	EST	Lv	.....	.....	.....	.....	.....	.....	.....	.....	.....	.....	.....	.....	.....	.....	.....	.....	.....		
Hartford/Springfield	"	Lv	.....	.....	.....	.....	.....	.....	.....	.....	.....	.....	.....	.....	.....	.....	.....	.....	B6.50		
New York (LaGuardia)	"	Lv	.....	.....	.....	.....	.....	.....	.....	.....	.....	.....	.....	.....	.....	.....	.....	.....	-		
New York (International)	"	Lv	.....	.....	.....	.....	.....	.....	.....	.....	.....	.....	.....	.....	.....	.....	.....	.....	-		
New York (Newark)	"	Lv	.....	.....	.....	.....	.....	.....	.....	.....	.....	.....	.....	.....	.....	.....	.....	.....	7.45		
Albany/Schenectady	"	Ar	.....	.....	.....	.....	.....	.....	.....	.....	.....	.....	.....	.....	.....	.....	.....	.....			
Albany/Schenectady	"	Lv	.....	.....	.....	.....	.....	.....	.....	.....	.....	.....	.....	.....	.....	.....	.....	7.00	.....		
Wilkes-Barre/Scranton		Lv	.....	.....	.....	.....	.....	.....	.....	.....	.....	.....	.....	.....	.....	.....	.....	B7.45	.....		
Syracuse	"	Lv	.....	.....	.....	.....	.....	.....	.....	.....	.....	.....	.....	.....	.....	.....	.....	-	.....		
Rochester	"	Lv	.....	.....	.....	.....	.....	.....	.....	.....	.....	.....	.....	.....	.....	.....	.....	-	.....		
Toronto	"	Lv	.....	.....	.....	.....	.....	.....	.....	.....	.....	.....	.....	.....	.....	.....	.....	-	.....		
Buffalo	"	Ar	.....	.....	.....	.....	.....	.....	.....	.....	.....	.....	.....	.....	.....	.....	.....	-	.....		
Buffalo	"	Lv	.....	.....	.....	.....	.....	.....	.....	.....	B7.20	.....	B8.00	.....	.....	.....	.....	-	.....		
Toronto	"	Ar	.....	.....	.....	.....	.....	.....	.....	.....	-	.....	.....	.....	.....	.....	.....	-	.....		
Cleveland	"	Ar	.....	.....	.....	.....	.....	.....	.....	.....	8.20	.....	.....	.....	.....	.....	.....	-	.....		
Cleveland	"	Lv	.....	.....	.....	.....	.....	.....	.....	.....	8.40	.....	Ex.Su.	.....	.....	.....	.....	-	.....		
Detroit/Windsor (Willow Run)	"	Ar	.....	.....	.....	.....	.....	.....	.....	.....	↓	.....	↓	.....	.....	.....	.....	9.20	.....		
Detroit/Windsor (Willow Run)	EST	Lv	.....	.....	.....	.....	.....	B7.05 Ex.Su.	.....	S9.10	↓	.....	↓	.....	.....	.....	.....	9.40	.....		
Chicago (O'Hare Field)	CST	Ar	.....	.....	.....	.....	.....	7.25	.....	-	↓	.....	↓	.....	.....	.....	.....	-	.....		
Chicago (Midway Airport)	CST	Ar	.....	.....	.....	.....	.....	↓	.....	9.20	↓	.....	9.15	.....	.....	.....	.....	9.55	.....		
			DC-7	DC-7	DC-6	DC-6		Daily	DC-6 Air-coach	↓	↓	DC-7	↓	DC-7	DC-6	DC-7	DC-6		DC-7		
			915	17	111	955	479		637	↓	↓	15	↓	907	167	87	911	489	9		
Milwaukee	CST	Lv	.....	.....	.....	.....	.....	↓	.....	L9.45	↓	.....	9.45	.....	.....	.....	.....	L1115	.....		
Chicago (Midway Airport)	"	Lv	.....	.....	.....	.....	.....	↓	.....	↓	↓	.....	↓	.....	.....	.....	.....	↓	.....		
Chicago (O'Hare Field)	"	Lv	.....	.....	.....	.....	B7.10	Ⓑ7.35	.....	↓	↓	.....	↓	.....	.....	.....	.....	-	.....		
Peoria	"	Ar	.....	.....	.....	.....	Ex.Su.	-	.....	↓	↓	.....	↓	.....	.....	.....	.....	-	.....		
Springfield, Ill.	"	Ar	.....	.....	.....	.....	-	8.42	.....	↓	↓	.....	↓	.....	.....	.....	.....	-	.....		
St. Louis	"	Ar	.....	.....	.....	.....	8.42	9.28	Originates New York See Table 7	↓	9.55	.....	Daily	.....	Originates New York See Table 7	.....	.....	12.42	.....		
St. Louis	"	Lv	.....	.....	.....	.....	8.55	9.40		↓	L1015	.....	↓	.....	↓	.....	.....	Ⓛ1255	.....		
Springfield, Mo.	"	Ar	.....	.....	.....	.....	-	10.50	↓	↓	↓	.....	↓	.....	↓	.....	.....	-	.....		
Joplin	"	Ar	.....	.....	.....	.....	Daily	11.28	↓	↓	↓	.....	↓	.....	↓	.....	.....	-	.....		
Tulsa	"	Ar	.....	.....	.....	.....	10.47	12.19	↓	↓	↓	.....	↓	.....	↓	.....	.....	2.47	.....		
Tulsa	"	Lv	.....	B7.00	.....	.....	10.57	L1229	↓	↓	↓	.....	↓	.....	↓	.....	.....	2.57	.....		
Oklahoma City	"	Lv	.....	Ⓑ7.55	.....	.....	L1151	1.23	↓	↓	↓	.....	↓	.....	↓	.....	.....	3.51	.....		
Dallas	"	Ar	↷	8.45	↷	.....	12.53	2.25	↓	↓	12.40	.....	1.10	↷	↷	↷	↷	4.53	↷		
Dallas	"	Lv	L9.15	9.10	9.35	.....	1.05	2.37	↓	↓	↓	.....	↓	1.35	1.40	D‡1.45	1.45	5.05	D‡5.45		
Ft. Worth	"	Ar	↓	9.25	-	.....	1.20	2.52	↷	↓	↓	.....	↓	↓	↓	↓	↓	5.20	↓		
Ft. Worth	"	Lv	↓	L9.45	-	.....	.....	3.05	P3.25	↓	↓	.....	↓	↓	3.05	↓	3.10	D6.00	↓		
Midland/Odessa	CST	Ar	↓	↓	11.05	↷	.....	4.43	↓	↓	↓	.....	↓	↓	3.25	↓	3.40	7.38	↓		
El Paso	MST	Ar	↓	↓	11.30	L1150	.....	.....	↓	↓	↓	.....	↓	↓	↓	↓	↓	.....	↓		
El Paso	"	Lv	Ex.Sa.	The Mercury	L1200	L1150	.....	.....	↓	The Mercury	↓	.....	Ex.Sa.	↓	D4.45	↓	5.00	.....	The Mercury		
Bisbee/Douglas	"	Ar	↓	↓	-	-	.....	.....	↓	↓	↓	.....	↓	↓	-	↓	D6.00	.....	↓		
Tucson	"	Ar	↓	↓	1.20	-	.....	.....	↓	↓	↓	.....	↓	↓	5.50	↓	.....	.....	↓		
Phoenix	MST	Ar	↓	↓	↓	1.25	.....	.....	↓	↓	↓	.....	↓	↓	6.45	↓	.....	.....	↓		
San Diego	PST	Ar	↓	↓	2.35	↓	.....	.....	↓	↓	↓	.....	↓	↓	↓	↓	.....	.....	↓		
Los Angeles (International)	"	Ar	↓	12.20	↓	↓	.....	.....	↓	2.00	↓	.....	4.05	4.15	↓	5.10	8.05	.....	8.20		
Oakland	"	Ar	↓	↓	↓	3.30	.....	.....	↓	↓	↓	.....	↓	↓	↓	↓	↓	.....	↓		
San Francisco	PST	Ar	12.40	.....	.....	.....	.....	.....	↳7.35	.....	.....	.....	.....	.....	.....	.....	.....	.....	.....		
			pm	pm	pm	pm	pm	pm	pm	pm	pm	pm	pm	pm	pm	pm	pm	pm	pm		

For commuter services New York to Syracuse and Rochester — Buffalo to Detroit and Chicago - See Tables 14-19

Detroit and Chicago to St. Louis - See Table 7C *Boston and New York to St. Louis - See Table 9C*

between Chicago and Dallas/Ft. Worth - See Table 12 *Boston to New York - See Table 24*

FOR YOUR CONVENIENCE, Arrivals and Departures are shown in LOCAL TIME as observed in each city.

AMERICAN AIRLINES

CONSULT AMERICAN AIRLINES FOR SERVICE DURING THE CHRISTMAS AND NEW YEARS HOLIDAY PERIODS.

AMERICAN AIRLINES

Service between BOSTON, NEW YORK and CHICAGO to the SOUTHWEST and WEST COAST

(SEE NOTE ON BOTTOM OF PAGE 14)

TABLE 8

			785 am	731 am	DC-6 Ex Su 283 am	Ex Su 759 am	758 am	703 am	783 am	DC-6 Ex Sa & Su 291 am	DC-7 Air-coach 665 am	723 am	DC-6 231 am	727 am	DC-7 31 am	DC-7 93 am		
Boston	EST	Lv	.....	.....	.....	B7.00	.....	.....	.....	.....	.....	S7.15	B8.00	.....	.....	8.30	.....	.....
Hartford/Springfield	"	Lv	.....	.....	.....	↓	.....	.....	.....	.....	.....	S8.08	↓	.....	.....	-	.....	.....
New York (LaGuardia)	"	Lv	.....	.....	.....	↓	.....	.....	.....	.....	.....	↓	↓	B8.25	.....	-	.....	.....
New York (International)	"	Lv	.....	.....	.....	↓	.....	.....	.....	.....	.....	↓	↓	-	S9.00	L10.00	.....	.....
New York (Newark)	"	Lv	7.15	B7.05	.....	↓	.....	.....	.....	.....	.....	↓	↓	-	↓	↓	.....	.....
Albany/Schenectady	"	Ar	-	-	.....	8.00	.....	.....	.....	.....	.....	8.46	↓	-	↓	↓	.....	.....
Albany/Schenectady	"	Lv	-	Ex.Su.	.....	8.10	.....	.....	.....	.....	.....	8.56	↓	-	↓	↓	.....	.....
Wilkes-Barre/Scranton		Lv	B8.14	-	.....	.....	.....	.....	.....	.....	.....	-	↓	-	↓	Ex.Su.	.....	.....
Syracuse	"	Lv	-	8.37	.....	.....	.....	7.45	.....	S7.00	.....	9.55	↓	-	↓	↓	.....	.....
Rochester	"	Lv	-	9.21	.....	.....	.....	B8.30	.....	B7.45	.....	10.39	↓	10.10	↓	↓	.....	.....
Toronto	"	Lv	-	Daily	.....	↓	9.15	-	.....	.....	.....	-	↓	-	↓	↓	.....	.....
Buffalo	"	Ar	9.24	9.50	↷	9.43	➔9.49	-	.....	.....	.....	11.08	↓	-	The Mercury	The Mercury	.....	.....
Buffalo	"	Lv	.....	10.05	10.25	9.55	.....	-	10.25	.....	.....	L1120	↓	-	↓	↓	.....	.....
Toronto	"	Ar	.....	↓	10.55	-	.....	-	-	.....	.....	-	↓	-	↓	↓	.....	.....
Cleveland	"	Ar	.....	↓	.....	-	.....	9.54	11.35	.....	.....	-	↓	-	↓	↓	.....	.....
Cleveland	"	Lv	.....	↓	.....	-	.....	.....	.....	.....	.....	-	↓	-	↓	↓	.....	.....
Detroit/Windsor (Willow Run)	"	Ar	.....	Daily	.....	11.23	.....	.....	.....	9.20	↘	12.48	10.55	11.53	↓	↓	.....	.....
Detroit/Windsor (Willow Run)	EST	Lv	.....	↓	.....	L1135	.....	.....	.....	9.40	♀10.35	Ⓓ1.00	↓	L1205	↓	↓	.....	.....
Chicago (O'Hare Field)	CST	Ar	.....	↓	.....	11.55	.....	.....	.....	-	-	1.20	↓	-	↓	↓	.....	.....
Chicago (Midway Airport)	CST	Ar	.....	11.35	.....	↓	.....	.....	.....	9.55	10.45	↓	↓	12.25	11.00	↓	.....	.....
			DC-7 Air-coach 681													DC-6 Air-coach 691	DC-6 Air-coach 965	
Milwaukee	CST	Lv	.....	.....	.....	Daily	.....	.....	.....	.....	↓	↓	↓	.....	↓	.....	.....	.....
Chicago (Midway Airport)	"	Lv	R‡1145	.....	.....	↓	.....	.....	.....	.....	R‡1115	↓	↓	.....	L1125	P1130	.....	.....
Chicago (O'Hare Field)	"	Lv	↓	.....	.....	Ⓛ1230	.....	.....	.....	↓	↓	↓	↓	.....	↓	↓	.....	.....
Peoria	"	Ar	↓	.....	.....	-	.....	.....	.....	↓	↓	↓	↓	.....	↓	↓	.....	.....
Springfield, Ill.	"	Ar	↓	.....	.....	-	.....	.....	.....	↓	↓	↓	↓	.....	↓	↓	.....	.....
St. Louis	"	Ar	↓	.....	.....	2.02	.....	.....	.....	↓	↓	↓	↓	.....	12.30	↓	.....	.....
St. Louis	"	Lv	↓	.....	.....	2.15	.....	.....	.....	↓	↓	↓	↓	.....	Ⓛ12.55	↓	.....	.....
Springfield, Mo.	"	Ar	↓	.....	.....	3.25	.....	.....	.....	↓	↓	↓	↓	.....	Sat. Only	↓	.....	.....
Joplin	"	Ar	↓	.....	.....	4.03	.....	.....	.....	↓	↓	↓	↓	.....	2.30	↓	.....	.....
Tulsa	"	Ar	↓	.....	.....	4.56	.....	.....	.....	↓	↓	↓	↓	.....	↓	↓	.....	.....
Tulsa	"	Lv	The Royal Coach-man	.....	.....	D5.10	.....	.....	.....	↓	The Royal Coach-man	↓	↓	.....	The Mercury	↓	.....	.....
Oklahoma City	"	Lv	↓	.....	.....	-	.....	.....	.....	↓	↓	↓	↓	.....	↓	↓	.....	.....
Dallas	"	Ar	↓	.....	.....	6.34	.....	.....	.....	↓	↓	↓	↓	.....	↓	2.55	↷	.....
Dallas	"	Lv	↓	.....	.....	6.50	.....	.....	.....	↓	↓	↓	↓	.....	↓	↓	3.20	.....
Ft. Worth	"	Ar	↓	.....	.....	7.05	.....	.....	.....	↓	↓	↓	↓	.....	↓	↓	-	.....
Ft. Worth	"	Lv	↓	.....	.....	.....	.....	.....	.....	↓	↓	↓	↓	.....	↓	↓	4.40	.....
Midland/Odessa	CST	Ar	↓	.....	.....	.....	.....	.....	.....	↓	↓	↓	↓	.....	↓	↓	P5.10	.....
El Paso	MST	Ar	↓	.....	.....	.....	.....	.....	.....	↓	↓	↓	↓	.....	↓	↓	-	.....
El Paso	"	Lv	↓	.....	.....	.....	.....	.....	.....	↓	↓	↓	↓	.....	↓	↓	-	.....
Bisbee/Douglas	"	Ar	↓	.....	.....	.....	.....	.....	.....	↓	↓	↓	↓	.....	3.45	↓	-	.....
Tucson	"	Ar	↓	.....	.....	.....	.....	.....	.....	↓	↓	↓	↓	.....	D4.50	↓	-	.....
Phoenix	MST	Ar	↓	.....	.....	.....	.....	.....	.....	↓	↓	↓	↓	.....	↓	↓	-	.....
San Diego	PST	Ar	↓	.....	.....	.....	.....	.....	.....	↓	↓	↓	↓	.....	↓	↓	7.05	.....
Los Angeles (International)	"	Ar	4.00	.....	.....	.....	.....	.....	.....	↓	4.00	↓	↓	.....	5.50	.....	.....	.....
Oakland	"	Ar	↓	.....	.....	.....	.....	.....	.....	↓	↓	↓	↓	.....	↓	.....	.....	.....
San Francisco	PST	Ar	.....	.....	.....	.....	.....	.....	.....	.....	.....	.....	.....	.....	.....	.....	.....	.....
			pm	am	am	pm	am	am	am	am	pm	pm	am	pm	pm	pm	pm	pm

ALL FLIGHTS DAILY EXCEPT AS NOTED

FOR EXPLANATION OF REFERENCE MARKS SEE PAGE 41

FOR YOUR CONVENIENCE, Arrivals and Departures are shown in LOCAL TIME as observed in each city.

AMERICAN AIRLINES

AMERICAN AIRLINES

Service between BOSTON, NEW YORK and CHICAGO to the SOUTHWEST and WEST COAST

(SEE NOTE ON BOTTOM OF PAGE)

FOR YOUR CONVENIENCE, Arrivals and Departures are shown in *LOCAL TIME* as observed in each city.

TABLE 8

			DC-6 Air-coach	DC-7	DC-7		DC-6	DC-6					DC-6	DC-6 Air-coach	DC-6 Air-coach			DC-7	DC-6		
			641	73	49		284	153					201	609	601			37	293		
			am	pm	am	pm	am	am	pm	pm	pm	pm	am	am	am	pm	pm	pm	pm	pm	
Boston	EST	Lv	.....	.....	d9.30	.....	.....	.....	.....	.....	.....	.....	.....	.....	10.30	.....	.....	.....	.....	.....	
Hartford/Springfield		Lv	.....	.....	.....	.....	.....	.....	.....	.....	.....	.....	.....	.....	.....	.....	.....	.....	.....	.....	
New York (LaGuardia)	"	Lv	P9.50	.....	.....	.....	.....	10.00	.....	.....	.....	.....	10.40	P1100	.....	.....	.....	.....	.....	.....	
New York (International)	"	Lv	.....	.....	.....	.....	.....	.....	.....	.....	.....	.....	.....	.....	.....	.....	.....	L1.00	.....	.....	
New York (Newark)	"	Lv	.....	.....	.....	.....	.....	.....	.....	.....	.....	.....	.....	.....	.....	.....	.....	.....	.....	.....	
Albany/Schenectady	"	Ar	.....	.....	.....	.....	.....	.....	.....	.....	.....	.....	.....	.....	.....	.....	.....	.....	.....	.....	
Albany/Schenectady	"	Lv	.....	.....	.....	.....	.....	.....	.....	.....	.....	.....	.....	.....	.....	.....	.....	.....	.....	.....	
Wilkes-Barre/Scranton		Lv	.....	.....	.....	.....	.....	.....	.....	.....	.....	.....	.....	.....	.....	.....	.....	.....	.....	.....	
Syracuse	"	Lv	.....	.....	The Mercury	.....	.....	.....	.....	.....	.....	.....	.....	.....	.....	.....	.....	The Mercury	12.45	.....	
Rochester	"	Lv	.....	.....	.....	.....	.....	.....	.....	.....	.....	.....	.....	.....	.....	.....	.....	.....	t1.35	.....	
Toronto	"	Lv	.....	.....	.....	.....	10.35	↓	.....	.....	.....	.....	Via Washington and Nashville See Table 7	.....	↓	.....	.....	.....	.....	.....	
Buffalo	"	Ar	.....	.....	.....	.....	11.10	11.35	.....	.....	.....	.....	.....	.....	12.30	.....	.....	.....	.....	.....	
Buffalo	"	Lv	.....	.....	.....	.....	→	L1200	.....	.....	.....	.....	.....	.....	P1255	.....	.....	.....	.....	.....	
Toronto	"	Ar	Via Cincinnati See Table 9	.....	.....	.....	.....	-	.....	.....	.....	.....	.....	.....	.....	.....	.....	.....	.....	.....	
Cleveland	"	Ar	.....	.....	.....	.....	.....	1.00	.....	.....	.....	.....	.....	.....	.....	.....	.....	.....	.....	.....	
Cleveland	"	Lv	.....	L1210	.....	.....	.....	1.25	.....	.....	.....	.....	.....	.....	.....	.....	.....	.....	.....	.....	
Detroit/Windsor (Willow Run)	"	Ar	.....	.....	.....	.....	.....	.....	.....	.....	.....	.....	.....	.....	.....	.....	.....	.....	.....	.....	
Detroit/Windsor (Willow Run)	EST	Lv	.....	.....	.....	.....	.....	.....	.....	.....	.....	.....	.....	.....	.....	.....	.....	.....	.....	.....	
Chicago (O'Hare Field)	CST	Ar	.....	.....	↓	.....	.....	.....	.....	.....	.....	.....	.....	.....	↓	.....	.....	↓	↓	.....	
Chicago (Midway Airport)	CST	Ar	.....	.....	11.55	.....	.....	.....	.....	.....	.....	.....	.....	1.25	2.10	.....	.....	3.00	3.00	.....	

			DC-7			DC-7	DC-6	DC-6						DC-7 Air-coach						
			43			901	917	207	759					689	481				485	
			pm	pm	pm	pm	pm	pm	pm	pm	pm	pm	pm	pm	pm	pm	pm	pm	pm	
Milwaukee	CST	Lv	.....	.....	.....	.....	.....	.....	.....	.....	.....	.....	.....	.....	.....	.....	.....	.....	3.45	
Chicago (Midway Airport)	"	Lv	.....	.....	L1225	L1225	.....	.....	.....	.....	.....	.....	.....	P1.55	K4235	3.20	D3.30	.....	-	
Chicago (O'Hare Field)	"	Lv	.....	.....	.....	.....	.....	.....	.....	.....	.....	.....	.....	.....	.....	-	.....	.....	4.30	
Peoria	"	Ar	.....	.....	.....	.....	.....	.....	.....	.....	.....	.....	.....	.....	.....	-	.....	.....	-	
Springfield, Ill.	"	Ar	.....	.....	.....	.....	.....	.....	.....	.....	.....	.....	.....	.....	.....	-	.....	.....	-	
St. Louis	"	Ar	1.40	.....	.....	2.40	.....	.....	Originates New York See Table 7	.....	.....	.....	.....	.....	.....	4.47	.....	.....	6.02	
St. Louis	"	Lv	P2.10	.....	.....	3.00	.....	.....		.....	.....	.....	.....	.....	.....	D5.00	.....	.....		
Springfield, Mo.	"	Ar	.....	.....	.....	.....	.....	.....		.....	.....	.....	.....	.....	.....	-	.....	.....		
Joplin	"	Ar	.....	.....	.....	.....	.....	.....		.....	.....	.....	.....	.....	.....	-	.....	.....		
Tulsa	"	Ar	.....	.....	.....	.....	.....	.....		.....	.....	.....	.....	.....	.....	6.52	.....	.....		
Tulsa	"	Lv	.....	.....	.....	.....	.....	.....		.....	.....	.....	.....	.....	.....	D7.04	.....	.....		
Oklahoma City	"	Lv	.....	.....	.....	.....	.....	.....		.....	.....	.....	.....	.....	.....	7.58	.....	.....		
Dallas	"	Ar	.....	The Mercury	The Mercury	.....	.....	.....		.....	.....	.....	.....	.....	The Royal Coachman	9.00	The Mercury	.....		
Dallas	"	Lv	.....	.....	.....	.....	.....	.....		.....	.....	.....	.....	.....		9.12	.....	.....		
Ft. Worth	"	Ar	.....	.....	.....	5.25	↓	↓		.....	.....	.....	.....	.....	.....	9.27	.....	.....		
Ft. Worth	"	Lv	.....	.....	.....	.....	D6.00	D6.05	D6.10	.....	.....	.....	.....	.....	.....	.....	.....	.....		
Midland/Odessa	CST	Ar	.....	.....	.....	.....	-	-	-	.....	.....	.....	.....	.....	.....	.....	.....	.....		
El Paso	MST	Ar	.....	.....	.....	.....	7.25	7.30	.....	.....	.....	.....	.....	.....	.....	.....	.....	.....		
El Paso	"	Lv	.....	.....	.....	.....	7.50	7.55	.....	.....	.....	.....	.....	.....	.....	.....	.....	.....		
Bisbee/Douglas	"	Ar	.....	.....	.....	.....	.....	-	.....	.....	.....	.....	.....	.....	.....	.....	.....	.....		
Tucson	"	Ar	.....	.....	.....	.....	.....	9.15	.....	.....	.....	.....	.....	.....	.....	.....	.....	.....		
Phoenix	MST	Ar	.....	.....	.....	.....	.....	10.10	.....	.....	.....	.....	.....	.....	.....	.....	.....	.....		
San Diego	PST	Ar	.....	.....	.....	.....	.....	11.00	.....	.....	.....	.....	.....	.....	.....	.....	.....	.....		
Los Angeles (International)	"	Ar	6.40	S4.40	.....	S4.40	8.35	-	.....	.....	.....	.....	8.25	9.20	-	.....	.....	.....		
Oakland	"	Ar	.....	.....	.....	.....	.....	10.20	.....	.....	.....	.....	8.55	7.55	10.20	6.50	.....	.....		
San Francisco	PST	Ar	.....	.....	S5.10	.....	.....	.....	.....	.....	.....	.....	.....	8.55	.....	.....	.....	.....		
			pm	pm	pm	pm	am	pm	pm	pm	pm	pm	pm	pm	pm	pm	pm	pm	pm	

For commuter services New York to Syracuse and Rochester — Buffalo to Detroit and Chicago - See Tables 14-19
Detroit and Chicago to St. Louis - See Table 7C
between Chicago and Dallas/Ft. Worth - See Table 12
Boston and New York to St. Louis - See Table 9C
Boston to New York - See Table 24

CONSULT AMERICAN AIRLINES FOR SERVICE DURING THE CHRISTMAS AND NEW YEARS HOLIDAY PERIODS.

AMERICAN AIRLINES

Service between BOSTON, NEW YORK and CHICAGO to the SOUTHWEST and WEST COAST

(SEE NOTE ON BOTTOM OF PAGE 16)

FOR YOUR CONVENIENCE, Arrivals and Departures are shown in *LOCAL TIME* as observed in each city.

TABLE 8

					DC-7						Ex Sa		Ex Sa	Sat. Only		DC-6 Sat. Only	Ex Sa	Ex Sa			DC-7	
			799	767		55	789				745	327	773	787	781	109	717	721	792		23	761
			am	am	pm	pm	pm	pm	pm	pm	pm	pm	pm	pm	pm	pm	pm	pm	pm	pm	pm	pm
Boston	EST	Lv	.....	10.45	.....	L1235	.....	.....	.....	.....	.....	.....	.....	.....	.....	.....	2.35	.....	.....	.....	.....	3.00
Hartford/Springfield		Lv	.....	11.38	.....	.....	.....	.....	.....	.....	.....	.....	.....	.....	.....	.....	.....	2.40	.....	.....	.....	-
New York (LaGuardia)	"	Lv	L1130	-	.....	.....	.....	.....	.....	.....	L1220	1.20	1.55	1.55	2.50	.....	.....	3.50	.....	.....	.....	4.30
New York (International)	"	Lv	-	-	.....	.....	.....	.....	.....	.....	-	.....	-	-	.....	.....	.....	.....	.....	.....	D4.00	.....
New York (Newark)	"	Lv	-	-	.....	.....	L1.00	.....	.....	.....	-	.....	-	-	.....	.....	.....	.....	.....	.....	.....	.....
Albany/Schenectady	"	Ar	-	12.16	.....	.....	.....	.....	.....	.....	1.15	.....	2.50	2.50	.....	.....	3.35	.....	.....	.....	.....	.....
Albany/Schenectady	"	Lv	-	L1226	.....	.....	.....	.....	.....	.....	1.25	.....	3.00	3.00	.....	.....	3.45	.....	.....	.....	.....	.....
Wilkes-Barre/Scranton		Lv	-	-	.....	.....	.....	.....	.....	.....	.....	.....	-	-	.....	.....	.....	.....	.....	.....	.....	.....
Syracuse	"	Lv	1.05	-	.....	The Mercury	.....	.....	.....	.....	.....	2.52	4.00	4.00	.....	.....	.....	.....	.....	.....	.....	6.15
Rochester	"	Lv	1.50	-	.....	.....	.....	.....	.....	.....	.....	3.36	4.45	4.45	.....	.....	.....	.....	4.15	.....	.....	Daily
Toronto	"	Lv	-	-	.....	.....	.....	.....	.....	.....	.....	.....	-	-	.....	.....	.....	.....	4.49	.....	.....	6.44
Buffalo	"	Ar	2.19	1.59	.....	.....	2.43	.....	.....	.....	2.58	.....	-	5.14	4.33	6.20	5.18	5.33	.....	.....	.....	D6.55
Buffalo	"	Lv	2.40	2.10	.....	.....	2.55	.....	.....	.....	3.10	.....	-	D5.25	4.45	D6.50	D5.30	D5.55	.....	.....	.....	Ex. Sa.
Toronto	"	Ar	-	-	.....	.....	3.29	.....	.....	.....	.....	.....	-	-	.....	6.50	.....	-	.....	.....	.....	8.23
Cleveland	"	Ar	3.50	-	.....	.....	.....	.....	.....	.....	.....	.....	6.09	6.35	.....	.....	.....	7.05	.....	.....	.....	8.35
Cleveland	"	Lv	.....	-	.....	.....	.....	.....	.....	.....	.....	.....	.....	.....	.....	.....	.....	.....	.....	.....	.....	Ex. Sa.
Detroit/Windsor (Willow Run)	"	Ar	.....	3.38	.....	.....	.....	.....	.....	.....	4.38	5.19	.....	.....	6.13	.....	.....	.....	.....	.....	.....	8.55
Detroit/Windsor (Willow Run)	EST	Lv	.....	3.50	.....	.....	.....	.....	.....	.....	4.55	D5.30	.....	.....	D6.25	.....	.....	.....	.....	DC-6	.....	Ex. Sa.
Chicago (O'Hare Field)	CST	Ar	.....	-	.....	↓	.....	.....	.....	.....	5.15	-	.....	.....	6.45	.....	↓	.....	.....	903	↓	8.55
Chicago (Midway Airport)	CST	Ar	.....	4.10	.....	3.00	.....	.....	.....	.....	.....	5.50	.....	.....	.....	.....	7.00	.....	.....	.....	6.00	.....

			DC-7		DC-7		DC-7	DC-7 Air-coach	DC-7 Air-coach													
			71		67		65	685	667													
			pm	pm	pm	pm	pm	pm	pm	pm	pm	pm	pm	pm	pm	pm	pm	pm	pm	pm	am	pm	pm
Milwaukee	CST	Lv	.....	D5.15	↓	D3.30	D1435	K4445	K4535	.....	.....	.....	.....	.....	.....	.....	D7.20	.....	.....	.....	.....	D6.30	.....
Chicago (Midway Airport)	"	Lv	.....	.....	D5.25	.....	.....	.....	.....	.....	.....	.....	.....	.....	D7.00	.....	.....	.....	.....	.....	.....	.....	.....
Chicago (O'Hare Field)	"	Lv	.....	.....	.....	.....	Ex. Sa.	.....	.....	.....	.....	.....	.....	.....	.....	.....	.....	.....	.....	.....	.....	.....	.....
Peoria	"	Ar	.....	.....	.....	.....	.....	.....	.....	.....	.....	.....	.....	.....	.....	.....	.....	.....	.....	.....	.....	.....	.....
Springfield, Ill.	"	Ar	.....	.....	.....	.....	.....	.....	.....	.....	.....	.....	.....	.....	.....	.....	.....	.....	.....	.....	.....	.....	.....
St. Louis	"	Ar	.....	.....	.....	.....	.....	.....	.....	.....	.....	.....	.....	.....	8.32	.....	8.47	.....	.....	.....	.....	.....	.....
St. Louis	"	Lv	.....	.....	.....	.....	.....	.....	.....	.....	.....	.....	.....	.....	.....	.....	.....	.....	.....	.....	.....	.....	.....
Springfield, Mo.	"	Ar	.....	.....	.....	.....	.....	.....	.....	.....	.....	.....	.....	.....	.....	.....	.....	.....	.....	.....	.....	.....	.....
Joplin	"	Ar	.....	.....	.....	.....	.....	.....	.....	.....	.....	.....	.....	.....	.....	.....	.....	.....	.....	.....	.....	.....	.....
Tulsa	"	Ar	.....	.....	.....	.....	.....	.....	.....	.....	.....	.....	.....	.....	.....	.....	.....	.....	.....	.....	.....	.....	.....
Tulsa	"	Lv	.....	.....	.....	.....	.....	.....	.....	.....	.....	.....	.....	.....	.....	.....	.....	.....	.....	.....	.....	.....	.....
Oklahoma City	"	Lv	.....	8.20	.....	.....	.....	.....	.....	.....	.....	.....	.....	.....	.....	.....	.....	.....	.....	.....	10.05	9.35	.....
Dallas	"	Ar	.....	8.40	The Mercury	The Mercury	The Mercury	The Royal Coachman	The Royal Coachman	.....	.....	.....	.....	.....	.....	.....	.....	.....	.....	.....	.....	10.00	.....
Dallas	"	Lv	.....	8.55	.....	.....	.....	.....	.....	.....	.....	.....	.....	.....	.....	.....	.....	.....	.....	.....	.....	10.15	.....
Ft. Worth	"	Ar	.....	.....	.....	.....	.....	.....	.....	.....	.....	.....	.....	.....	.....	.....	.....	.....	.....	.....	.....	10.35	.....
Ft. Worth	"	Lv	.....	.....	.....	.....	.....	.....	.....	.....	.....	.....	.....	.....	.....	.....	.....	.....	.....	.....	.....	-	.....
Midland/Odessa	CST	Ar	.....	.....	.....	.....	.....	.....	.....	.....	.....	.....	.....	.....	.....	.....	.....	.....	.....	.....	.....	11.45	.....
El Paso	MST	Ar	.....	.....	.....	.....	.....	.....	.....	.....	.....	.....	.....	.....	.....	.....	.....	.....	.....	.....	.....	.....	.....
El Paso	"	Lv	.....	.....	.....	.....	.....	.....	.....	.....	.....	.....	.....	.....	.....	.....	.....	.....	.....	.....	.....	.....	.....
Bisbee/Douglas	"	Ar	.....	.....	.....	.....	.....	.....	.....	.....	.....	.....	.....	.....	.....	.....	.....	.....	.....	.....	.....	.....	.....
Tucson	"	Ar	.....	.....	.....	.....	.....	.....	.....	.....	.....	.....	.....	.....	.....	.....	.....	.....	.....	.....	.....	.....	.....
Phoenix	MST	Ar	.....	.....	.....	.....	.....	.....	.....	.....	.....	.....	.....	.....	.....	.....	.....	.....	.....	.....	.....	.....	.....
San Diego	PST	Ar	.....	.....	.....	.....	.....	.....	.....	.....	.....	.....	.....	.....	.....	.....	.....	.....	.....	.....	.....	.....	.....
Los Angeles (International)	"	Ar	.....	.....	.....	7.45	S8.50	9.00	.....	.....	.....	.....	.....	.....	.....	.....	.....	.....	.....	.....	1.00	.....	.....
Oakland	"	Ar	.....	.....	.....	.....	.....	.....	10.20	.....	.....	.....	.....	.....	.....	.....	.....	.....	.....	.....	2.00	.....	.....
San Francisco	PST	Ar	.....	.....	S10.10	.....	.....	.....	.....	.....	.....	.....	.....	.....	.....	.....	.....	.....	.....	.....	.....	.....	.....
			pm	pm	pm	pm	pm	pm	pm	pm	pm	pm	pm	pm	pm	pm	pm	pm	pm	pm	am	pm	pm

ALL FLIGHTS DAILY EXCEPT AS NOTED

FOR EXPLANATION OF REFERENCE MARKS SEE PAGE 41

AMERICAN AIRLINES

Service between BOSTON, NEW YORK and CHICAGO to the SOUTHWEST and WEST COAST

(SEE NOTE ON BOTTOM OF PAGE)

TABLE 8

			DC-7 Ex Sa		DC-6 Ex Sa	DC-6 Ex Sa x	Ex Sa			Ex Sa	DC-7	DC-6	Ex Sa	Ex Sa		Ex Sa		DC-6 Air-coach	DC-6 Ex Sa
			95		235	193	367	769	735	797	33	182	711	740	389	753	380	621	287
			pm	am	pm	pm	pm	pm	pm	pm	pm	pm	pm	pm	pm	pm	pm	pm	pm
Boston	EST	Lv	.....	.....	.....	.....	.....	2.25	D5.25	.....	D5.45	.....	.....	.....	.....	D6.45	.....	.....	.....
Hartford/Springfield	"	Lv	.....	.....	.....	.....	.....	3.18	.....	.....	.....	.....	.....	.....	.....	.....	.....	.....	.....
New York (LaGuardia)	"	Lv	.....	.....	.....	D4.00	.....	.....	.....	D5.10	.....	D5.55	.....	.....	7.30	.....	.....	9.20	9.55
New York (International)	"	Lv	D5.00	.....	.....	.....	.....	.....	.....	.....	.....	–	.....	.....	.....	.....	8.05	.....	.....
New York (Newark)	"	Lv	.....	.....	D5.00	.....	D5.30	.....	.....	.....	.....	–	D7.15	.....	.....	.....	.....	.....	.....
Albany/Schenectady	"	Ar	.....	.....	.....	.....	.....	3.56	.....	.....	.....	6.45	.....	.....	.....	7.45	9.05	.....	.....
Albany/Schenectady	"	Lv	.....	.....	.....	.....	.....	4.06	.....	.....	.....	.....	.....	.....	.....	8.00	9.15	.....	.....
Wilkes-Barre/Scranton	"	Lv	.....	.....	.....	.....	.....	–	.....	.....	.....	.....	.....	.....	.....	–	–	.....	.....
Syracuse	"	Lv	.....	.....	.....	.....	.....	5.05	.....	6.42	.....	.....	.....	.....	9.15	9.04	10.14	.....	11.30
Rochester	"	Lv	The Mercury	.....	.....	The Captain's Flagship (‡)	.....	D5.50	.....	7.26	.....	.....	.....	.....	–	–	10.58	.....	–
Toronto	"	Lv	.....	.....	.....	.....	7.13	.....	7.40	➤7.55	.....	.....	8.58	9.14	9.44	9.56	11.27	.....	12.25
Buffalo	"	Ar	.....	.....	.....	.....	7.25	.....	7.55	8.05	.....	.....	9.15	.....	.....	10.10	.....	.....	.....
Buffalo	"	Lv	.....	.....	.....	.....	7.59	.....	.....	–	.....	.....	9.49	.....	.....	.....	.....	.....	.....
Toronto	"	Ar	.....	.....	.....	.....	.....	.....	.....	9.15	.....	.....	.....	.....	.....	.....	.....	.....	.....
Cleveland	"	Ar	.....	.....	.....	.....	.....	.....	.....	.....	.....	.....	.....	.....	.....	.....	.....	.....	.....
Cleveland	"	Lv	.....	.....	.....	.....	.....	.....	.....	.....	.....	.....	.....	.....	.....	.....	.....	.....	.....
Detroit/Windsor (Willow Run)	"	Ar	.....	.....	.....	.....	.....	7.33	9.23	.....	.....	.....	.....	.....	.....	11.38	.....	11.50	.....
Detroit/Windsor (Willow Run)	EST	Lv	.....	.....	.....	.....	.....	7.45	9.35	.....	.....	.....	.....	.....	.....	11.53	.....	12.10	.....
Chicago (O'Hare Field)	CST	Ar	.....	.....	.....	.....	.....	–	9.55	.....	.....	.....	.....	.....	.....	–	.....	–	.....
Chicago (Midway Airport)	CST	Ar	.....	.....	7.20	7.25	.....	8.05	.....	.....	8.10	.....	.....	.....	.....	12.13	.....	12.25	.....

			DC-6 Air-coach																
			655		Daily	471												P1255	
Milwaukee	CST	Lv	.....	.....	.....	.....	.....	.....	.....	.....	.....	.....	.....	.....	.....	.....	.....	.....	.....
Chicago (Midway Airport)	"	Lv	.....	.....	7.55	➤7.50	.....	.....	.....	.....	.....	.....	.....	.....	.....	.....	.....	.....	.....
Chicago (O'Hare Field)	"	Lv	.....	.....	.....	–	.....	.....	.....	.....	.....	.....	.....	.....	.....	.....	.....	.....	.....
Peoria	"	Ar	.....	.....	.....	8.44	.....	.....	.....	.....	.....	.....	.....	.....	.....	.....	.....	.....	.....
Springfield, Ill.	"	Ar	.....	.....	.....	9.22	.....	.....	.....	.....	.....	.....	.....	.....	.....	.....	.....	.....	.....
St. Louis	"	Ar	7.30	Originates Boston See Tables 7, 24	9.15	10.08	.....	.....	.....	.....	.....	.....	.....	.....	.....	.....	.....	.....	.....
St. Louis	"	Lv	7.55		9.35	–	.....	.....	.....	.....	.....	.....	.....	.....	.....	.....	.....	.....	.....
Springfield, Mo.	"	Ar	–		–	.....	.....	.....	.....	.....	.....	.....	.....	.....	.....	.....	.....	.....	.....
Joplin	"	Ar	–		–	.....	.....	.....	.....	.....	.....	.....	.....	.....	.....	.....	.....	.....	.....
Tulsa	"	Ar	9.30	.....	11.15	.....	.....	.....	.....	.....	.....	.....	.....	.....	.....	.....	.....	.....	.....
Tulsa	"	Lv	.....	.....	11.50	.....	.....	.....	.....	.....	.....	.....	.....	.....	.....	.....	.....	.....	.....
Oklahoma City	"	Lv	.....	.....	12.50	.....	.....	.....	.....	.....	.....	.....	.....	.....	.....	.....	.....	.....	.....
Dallas	"	Ar	.....	P3.45	1.45	.....	.....	.....	.....	.....	.....	.....	.....	.....	.....	.....	.....	.....	.....
Dallas	"	Lv	.....	.....	.....	.....	.....	.....	.....	.....	.....	.....	.....	.....	.....	.....	.....	.....	.....
Ft. Worth	"	Ar	.....	.....	.....	.....	.....	.....	.....	.....	.....	.....	.....	.....	.....	.....	.....	.....	.....
Ft. Worth	"	Lv	.....	.....	.....	.....	.....	.....	.....	.....	.....	.....	.....	.....	.....	.....	.....	.....	.....
Midland/Odessa	CST	Ar	.....	.....	.....	.....	.....	.....	.....	.....	.....	.....	.....	.....	.....	.....	.....	.....	.....
El Paso	MST	Ar	.....	.....	.....	.....	.....	.....	.....	.....	.....	.....	.....	.....	.....	.....	.....	.....	.....
El Paso	"	Lv	.....	.....	.....	.....	.....	.....	.....	.....	.....	.....	.....	.....	.....	.....	.....	.....	.....
Bisbee/Douglas	"	Ar	.....	.....	.....	.....	.....	.....	.....	.....	.....	.....	.....	.....	.....	.....	.....	5.55	.....
Tucson	"	Ar	.....	.....	.....	.....	.....	.....	.....	.....	.....	.....	.....	.....	.....	.....	.....	7.00	.....
Phoenix	MST	Ar	.....	.....	.....	.....	.....	.....	.....	.....	.....	.....	.....	.....	.....	.....	.....	7.50	.....
San Diego	PST	Ar	.....	.....	.....	.....	.....	.....	.....	.....	.....	.....	.....	.....	.....	.....	.....	8.45	.....
Los Angeles (International)	"	Ar	.....	6.50	.....	.....	.....	.....	.....	.....	.....	.....	.....	.....	.....	.....	.....	.....	.....
Oakland	"	Ar	.....	.....	.....	.....	.....	.....	.....	.....	.....	.....	.....	.....	.....	.....	.....	.....	.....
San Francisco	PST	Ar	.....	.....	.....	.....	.....	.....	.....	.....	.....	.....	.....	.....	.....	.....	.....	.....	.....
			pm	am	am												am	am	

For commuter services New York to Syracuse and Rochester — Buffalo to Detroit and Chicago - See Tables 14-19

Detroit and Chicago to St. Louis - See Table 7C

between Chicago and Dallas/Ft. Worth - See Table 12

Boston and New York to St. Louis - See Table 9C

Boston to New York - See Table 24

FOR YOUR CONVENIENCE, Arrivals and Departures are shown in LOCAL TIME as observed in each city.

AMERICAN AIRLINES

Service between the WEST COAST and SOUTHWEST to CHICAGO, NEW YORK and BOSTON

(SEE NOTE ON BOTTOM OF PAGE 20)

TABLE 8

										DC-7 Air-coach	DC-7 Air-coach	DC-7	DC-7	DC-7 Air-coach		DC-6 Air-coach	DC-7	
										662	686	56	46	688		642	74	
			am	am	am	am	am	am	am	pm	pm	pm	pm	pm	am	am	pm	am
San Francisco	PST	Lv	.....	.....	.....	.....	.....	.....	.....	G▲1030	.....	.....	S11.15	.....	.....	.....	.....	.....
Oakland	"	Lv																
Los Angeles (International)	"	Lv									G▲1100	S11.10		G▲1145	.....	12.05	S10.10	.....
San Diego	PST	Lv																
Phoenix	MST	Lv															The Mercury	.....
Tucson	"	Lv																
Bisbee/Douglas	"	Ar																
El Paso	"	Ar																
El Paso	MST	Lv																
Midland/Odessa	CST	Lv																
Ft. Worth	"	Ar																
Ft. Worth	"	Lv																
Dallas	"	Ar								The Royal Coachman	The Royal Coachman	The Mercury	The Mercury	The Royal Coachman				
Dallas	"	Lv																
Oklahoma City	"	Ar																
Tulsa	"	Ar																
Tulsa	"	Lv																
Joplin	"	Lv																
Springfield, Mo.	"	Lv																
St. Louis	"	Ar														7.50		
St. Louis	"	Lv														P8.20		
Springfield, Ill.	"	Lv																
Peoria	"	Lv																
Chicago (O'Hare Field)	"	Ar	.....	.....	.....	.....	.....	.....	.....	.....	.....	.....	.....	.....	.....	.....	.....	.....
Chicago (Midway Airport)	"	Ar	.....	.....	.....	.....	.....	.....	.....	6.15	➤6.25	6.35	7.00	7.10	.....	.....	.....	8.00
Milwaukee	CST	Ar	.....	.....	.....	.....	.....	.....	.....	.....	.....	.....	.....	.....	.....	.....	.....	.....

			Ex Su	Ex Su		Sat. & Sun. Only	Ex Su	DC-6 Ex Su	Ex Su	Ex Su		DC-6 Ex Sa & Su	DC-7	DC-6 Air-coach	DC-6		Ex Su	
			766	467	768	712	762	283	758	756		292	54	602	284		762	
Chicago (Midway Airport)	CST	Lv	.....	.....	.....	.....	.....	.....	.....	.....	7.00	B7.55	B8.00	8.40	.....	Via Cincinnati See Table 9	.....	P8.30
Chicago (O'Hare Field)	CST	Lv	.....	.....	.....	.....	.....	.....	.....	B7.15	–				.....		.....	
Detroit/Windsor (Willow Run)	EST	Ar	.....	.....	.....	.....	.....	.....	.....	9.30	9.05				.....		.....	
Detroit/Windsor (Willow Run)	"	Lv	.....	.....	.....	.....	.....	.....	.....	9.40	.....				.....		.....	
Cleveland	"	Ar	.....	.....	.....	.....	.....	.....	.....	.....	.....				.....		B7.40	↷
Cleveland	"	Lv	.....	.....	.....	.....	B8.10	.....	.....	.....	.....				.....		.....	B8.10
Toronto	"	Lv	.....	.....	.....	.....	↓	.....	9.15	↓	.....				10.35		.....	–
Buffalo	"	Ar	.....	.....	.....	.....	9.15	↷	9 49	11.00	.....			11.40	11.10		.....	9.15
Buffalo	"	Lv	6.38	.....	7.21	S8.00	9.25	10.25	↘	11.15	.....			P1205	↙		.....	9.25
Toronto	"	Ar	–	.....	–	–	–	10.55	.....	.....	.....			.....	.....		.....	–
Rochester	"	Ar	B7.05	.....	S7.48	8.27	9.52	.....	.....	.....	.....	11.05		.....	.....		.....	9.52
Syracuse	"	Ar	.....	.....	8.30	9.09	10.34	.....	.....	.....	.....	11.55		.....	.....		.....	10.34
Wilkes-Barre/Scranton	"	Ar	.....	.....	–			.....	.....	.....	.....			.....	.....		.....	–
Albany/Schenectady	"	Ar	.....	.....	9.25			.....	.....	12.33	.....			.....	.....		.....	–
Albany/Schenectady	"	Lv	.....	8.25	9.35		↓	.....	.....	L1243	.....			.....	.....		.....	–
New York (Newark)	"	Ar	.....	–			11.59	.....	.....	–	.....			.....	.....		.....	11.59
New York (International)	"	Ar	.....	–				.....	.....	–	.....			.....	.....		.....	
New York (LaGuardia)	"	Ar	8.40	9.18		10.34	.....	.....	.....	1.36	.....			.....	.....	1.30	.....	12.15
Hartford/Springfield	"	Ar	.....	.....	10.10		.....	.....	.....	.....	.....			.....	.....		.....	
Boston	EST	Ar	.....	.....	10.58		.....	.....	.....	.....	.....			1.45	.....		.....	
			am	am	am	am	am	am	am	pm	am	am	am	pm	am	pm	am	pm

FOR LUXURY SERVICE BETWEEN

CHICAGO SAN FRANCISCO

3 NONSTOP ROUND TRIP FLIGHTS DAILY

CHICAGO LOS ANGELES

5 NONSTOP ROUND TRIP FLIGHTS DAILY

ON THE *Mercury*

ALL FLIGHTS DAILY EXCEPT AS NOTED

FOR EXPLANATION OF REFERENCE MARKS SEE PAGE 41

FOR YOUR CONVENIENCE, Arrivals and Departures are shown in LOCAL TIME as observed in each city.

AMERICAN AIRLINES

Service between the WEST COAST and SOUTHWEST to CHICAGO, NEW YORK and BOSTON

(SEE NOTE ON BOTTOM OF PAGE)

FOR YOUR CONVENIENCE, Arrivals and Departures are shown in LOCAL TIME as observed in each city.

TABLE 8

			DC-7 Air-coach 688	702	704	DC-6 Air-coach 966	908	910	DC-6 Air-coach 690	DC-7 94	432	482	DC-7 88	DC-6 Air-coach 638	DC-7 Air-coach 624	DC-6 Ex. Sa. 216	DC-6 Sat. Only 216	DC-7 26	480
			am	pm	am	am	pm	pm	pm	am	am	am	am	pm	pm	am	am	am	am	am
San Francisco	PST	Lv	.....	.....	.....	.....	.....	8.45	.....	.....	.....	.....	S11.45	11.00	.....	.....	.....	.....	.....	.....
Oakland	"	Lv	.....	.....	.....	.....	.....	.....	.....	.....	.....	.....	.....	.....	.....	.....	.....	.....	.....	.....
Los Angeles (International)	"	Lv	.....	G1145	.....	10.45	11.05	.....	.....	.....	.....	.....	.....	.....	12.15	.....	.....	.....	.....	.....
San Diego	PST	Lv	.....	.....	.....	.....	12.05	.....	.....	.....	.....	.....	.....	.....	.....	.....	.....	.....	.....	.....
Phoenix	MST	Lv	.....	.....	.....	.....	.....	12.40	.....	.....	.....	.....	.....	.....	.....	.....	.....	.....	.....	.....
Tucson	"	Lv	.....	.....	.....	.....	.....	1.45	.....	.....	.....	.....	.....	.....	.....	.....	.....	.....	.....	.....
Bisbee/Douglas	"	Lv	.....	.....	.....	.....	.....	–	.....	.....	.....	.....	.....	.....	.....	.....	.....	.....	.....	.....
El Paso	"	Ar	.....	.....	.....	2.25	.....	2.55	.....	.....	.....	.....	.....	.....	.....	.....	.....	.....	.....	.....
El Paso	MST	Lv	.....	.....	.....	2.55	.....	3.15	.....	.....	.....	.....	.....	.....	.....	.....	.....	.....	.....	.....
Midland/Odessa	CST	Lv	.....	.....	.....	.....	.....	.....	.....	.....	.....	.....	.....	.....	.....	.....	.....	.....	.....	B6.50
Ft. Worth	"	Ar	.....	.....	.....	.....	.....	.....	.....	.....	.....	.....	.....	.....	.....	.....	.....	.....	.....	8.18
Ft. Worth	"	Lv	.....	.....	.....	.....	.....	.....	.....	.....	.....	6.40	.....	.....	.....	B6.50	B6.50	.....	.....	8.30
Dallas	"	Ar	.....	.....	.....	6.05	6.25	6.25	.....	.....	.....	6.55	6.30	6.20	6.20	–	–	.....	.....	8.45
Dallas	"	Lv	.....	.....	.....	.....	.....	.....	P7.00	.....	.....	B7.10	.....	.....	.....	–	–	9.20	.....	.....
Oklahoma City	"	Ar	.....	.....	.....	.....	.....	.....	.....	.....	.....	8.12	.....	.....	.....	S7.45	S7.45	.....	.....	.....
Tulsa	"	Ar	.....	.....	.....	.....	.....	.....	.....	.....	.....	9.07	.....	.....	.....	8.45	8.45	.....	.....	.....
Tulsa	"	Lv	.....	.....	.....	.....	.....	.....	.....	B8.05	.....	9.20	.....	Terminates New York See Table 7	.....	9.05	9.05	.....	.....	.....
Joplin	"	Lv	.....	.....	.....	.....	.....	.....	.....	–	.....	–	.....		.....	.....	.....	.....	.....	.....
Springfield, Mo.	"	Lv	.....	.....	.....	.....	.....	.....	.....	–	.....	–	.....		.....	.....	.....	.....	.....	.....
St. Louis	"	Ar	.....	.....	.....	.....	.....	.....	.....	9.35	.....	11.06	.....		.....	.....	.....	.....	.....	.....
St. Louis	"	Lv	.....	B7.30	B8.10	.....	.....	.....	.....	L1000	10.10	L1120	.....		.....	.....	.....	.....	.....	.....
Springfield, Ill.	"	Lv	.....	.....	–	.....	.....	.....	.....	.....	10.58	.....	.....		.....	.....	.....	.....	.....	.....
Peoria	"	Lv	.....	Ex.Sa.	Ex.Su.	.....	.....	.....	.....	Ex.Su.	–	.....	.....		.....	.....	.....	.....	.....	.....
Chicago (O'Hare Field)	"	Ar	.....	.....	9.40	.....	.....	.....	.....	.....	.....	.....	.....		.....	.....	.....	.....	.....	.....
Chicago (Midway Airport)	"	Ar	.....	7.10	8.55	.....	.....	.....	10.15	.....	11.57	.....	.....		.....	.....	11.35	11.35	12.05	.....
Milwaukee	CST	Ar	.....	.....	Daily	.....	.....	.....	.....	.....	.....	.....	.....	DC-6 Sat. Only	.....	.....	.....	.....	.....	.....
			580	778	↓	.....	582	760	789	.....	↓	.....	.....	109	.....	.....	↓	↓	↓	.....
Chicago (Midway Airport)	CST	Lv	.....	B8.00	9.10	.....	.....	10.45	.....	.....	L1215	.....	.....	.....	.....	.....	L1200	L1200	L1230	.....
Chicago (O'Hare Field)	CST	Lv	.....	–	–	9.50	.....	–	.....	The Mercury	↓	.....	.....	.....	.....	.....	↓	↓	↓	.....
Detroit/Windsor (Willow Run)	EST	Ar	.....	10.15	11.25	12.05	.....	1.00	.....	↓	↓	.....	2.37	.....	.....	.....	.....	.....	.....	.....
Detroit/Windsor (Willow Run)	"	Lv	.....	10.30	L1140	L1215	.....	L1.10	.....	↓	↓	.....	2.50	.....	.....	.....	.....	.....	.....	.....
Cleveland	"	Ar	.....	.....	.....	.....	.....	.....	.....	↓	↓	.....	–	.....	.....	.....	.....	.....	.....	.....
Cleveland	"	Lv	10.20	↓	↓	.....	L1235	↓	.....	↓	↓	.....	↓	.....	.....	.....	.....	.....	.....	.....
Toronto	"	Lv	Ex.Sa.	↓	↓	.....	–	↓	.....	↓	↓	.....	↓	.....	.....	.....	.....	.....	.....	.....
Buffalo	"	Ar	11.25	11.50	1.35	.....	1.40	2.30	↓	↓	3.29	3.55	↓	.....	.....	.....	.....	.....	.....	.....
Buffalo	"	Lv	11.40	12.05	1.47	.....	1.51	2.40	2.55	↓	3.40	4.05	5.45	.....	.....	.....	.....	.....	.....	.....
Toronto	"	Ar	Daily	–	↓	.....	–	↓	3.29	↓	–	↓	6.15	.....	.....	.....	.....	.....	.....	.....
Rochester	"	Ar	L1207	12.32	1.12	.....	2.18	↓	↓	↓	–	↓	↓	.....	.....	.....	.....	.....	.....	.....
Syracuse	"	Ar	–	t1.17	1.54	↓	3.00	↓	↓	↓	4.27	↓	↓	.....	.....	.....	.....	.....	.....	.....
Wilkes-Barre/Scranton	"	Ar	–	–	2.52	.....	↓	↓	↓	↓	–	↓	↓	.....	.....	.....	.....	.....	.....	.....
Albany/Schenectady	"	Ar	–	2.15	–	.....	↓	↓	↓	↓	–	↓	↓	.....	.....	.....	.....	.....	.....	.....
Albany/Schenectady	"	Lv	–	2.25	–	.....	↓	↓	↓	↓	–	↓	↓	.....	.....	.....	↓	.....	.....	.....
New York (Newark)	"	Ar	1.42	↓	3.47	.....	.....	.....	.....	.....	5.55	5.40	.....	.....	.....	.....	3.40	.....	.....	.....
New York (International)	"	Ar	.....	.....	↓	.....	↓	↓	↓	2.00	.....	.....	.....	.....	.....	.....	.....	↓	.....	.....
New York (LaGuardia)	"	Ar	.....	3.20	.....	.....	4.25	↓	.....	.....	.....	.....	.....	.....	.....	.....	.....	3.45	.....	.....
Hartford/Springfield	"	Ar	.....	↓	.....	.....	↓	4.43	.....	.....	.....	.....	.....	.....	.....	.....	.....	↓	.....	.....
Boston	EST	Ar	.....	3.18	.....	.....	.....	5.31	.....	.....	.....	.....	.....	.....	.....	.....	.....	4.20	.....	.....
			pm	pm	pm	pm	am	pm	pm	pm	pm	pm	pm	pm	am	am	pm	pm	pm	am

For commuter services Chicago and Detroit to Buffalo — Rochester and Syracuse to New York - See Tables 14-19
St. Louis to Chicago and Detroit - See Table 7C
between Ft. Worth/Dallas and Chicago - See Table 12
St. Louis to New York and Boston - See Table 9C
New York to Boston - See Table 24

Service between the WEST COAST and SOUTHWEST to CHICAGO, NEW YORK and BOSTON

(SEE NOTE ON BOTTOM OF PAGE 20)

AMERICAN AIRLINES

FOR YOUR CONVENIENCE, Arrivals and Departures are shown in LOCAL TIME as observed in each city.

TABLE 8

			DC-6 228	470	DC-7 22	DC-7 40	DC-7 32	DC-7 Air-coach 664	484	DC-7 900
			am	am	am	am	am	am	am	am
San Francisco	PST	Lv	.....	.....	.....	.....	.....	R8.00	.....	.....
Oakland	"	Lv	.....	.....	.....	.....	.....	.....	.....	.....
Los Angeles (International)	"	Lv	.....	.....	.....	S1800	.....	.....	.....	12.20
San Diego	PST	Lv	.....	.....	.....	.....	.....	.....	.....	.....
Phoenix	MST	Lv	.....	.....	.....	.....	8.50	.....	.....	.....
Tucson	"	Lv	.....	.....	.....	.....	L9.55	.....	.....	.....
Bisbee/Douglas	"	Lv	.....	.....	.....	.....	.....	.....	.....	.....
El Paso	"	Ar	.....	.....	.....	.....	.....	.....	.....	.....
El Paso	MST	Lv	.....	.....	8.35	.....	.....	.....	.....	.....
Midland/Odessa	CST	Lv	.....	.....	–	.....	.....	.....	.....	.....
Ft. Worth	"	Ar	.....	.....	11.30	.....	.....	.....	.....	.....
Ft. Worth	"	Lv	.....	7.05	11.45	The Mercury	The Mercury	The Royal Coach-man	.....	6.25
Dallas	"	Ar	.....	7.20	12.00	.....	.....	.....	9.30	.....
Dallas	"	Lv	.....	B7.35	L1225	.....	.....	.....	10.32	.....
Oklahoma City	"	Ar	.....	–	.....	.....	.....	.....	.....	.....
Tulsa	"	Ar	.....	8.55	.....	.....	.....	.....	11.25	.....
Tulsa	"	Lv	.....	9.05	.....	.....	.....	.....	L1140	.....
Joplin	"	Lv	.....	9.54	.....	.....	.....	.....	–	.....
Springfield, Mo.	"	Lv	.....	10.31	.....	.....	.....	.....	–	.....
St. Louis	"	Ar	.....	11.34	.....	.....	.....	.....	1.26	.....
St. Louis	"	Lv	L1120	L1145	.....	.....	.....	.....	1.43	.....
Springfield, Ill.	"	Lv	–	↓	.....	.....	.....	.....	2.31	.....
Peoria	"	Lv	–	↓	.....	.....	.....	.....	3.07	.....
Chicago (O'Hare Field)	"	Ar	–	1.15	.....	.....	.....	.....	–	.....
Chicago (Midway Airport)	"	Ar	12.35	–	3.10	L3.25	3.30	3.45	3.55	.....
Milwaukee	CST	Ar	.....	2.12	.....	.....	.....	.....	.....	.....

AIR EXPRESS

Air Express

CARRIED ON ALL AMERICAN AIRLINES SCHEDULES—

CALL AIR EXPRESS DIVISION— RAILWAY EXPRESS AGENCY

			DC-6 228	744	Ex Sa 586	792	710	Ex Sa 730	Ex Sa 367	DC-6 Air-coach 614	DC-6 297	Ex Sa 588	786	Ex Sa 711
			am	pm	pm	pm	pm	pm	pm	pm	pm	pm	pm	pm
Chicago (Midway Airport)	CST	Lv	D1.00	L1.00	.....	.....	2.15	.....	.....	3.00	.....	.....	D4.00	4.15
Chicago (O'Hare Field)	CST	Lv	↓	–	.....	.....	–	2.45	.....	↓	.....	.....	↓	–
Detroit/Windsor (Willow Run)	EST	Ar	.....	3.15	.....	.....	4.30	5.00	.....	.....	.....	.....	.....	6.30
Detroit/Windsor (Willow Run)	"	Lv	.....	3.30	.....	.....	4.40	5.10	.....	.....	.....	.....	.....	D6.40
Cleveland	"	Ar	.....	↓	.....	.....	↓	↓	.....	.....	.....	.....	.....	↓
Cleveland	"	Lv	.....	↓	4.50	.....	↓	↓	.....	.....	D5.25	.....	D6.15	↓
Toronto	"	Lv	.....	↓	–	4.15	↓	↓	.....	.....	–	.....	–	↓
Buffalo	"	Ar	.....	4.50	5.55	4.49	6.00	6.30	↓	.....	–	.....	7.20	8.00
Buffalo	"	Lv	.....	5.00	6.05	↓	D6.10	D6.40	7.25	.....	–	.....	7.30	8.15
Toronto	"	Ar	.....	–	–	.....	.....	.....	7.59	.....	–	.....	–	–
Rochester	"	Ar	.....	D5.27	D6.32	.....	.....	.....	.....	.....	–	6.35	7.57	8.42
Syracuse	"	Ar	.....	.....	.....	.....	.....	.....	.....	.....	–	t7.17	8.39	9.24
Wilkes-Barre/Scranton	"	Ar	.....	.....	.....	.....	.....	.....	.....	.....	–	.....	–	.....
Albany/Schenectady	"	Ar	.....	.....	.....	.....	.....	.....	.....	.....	–	.....	9.36	.....
Albany/Schenectady	"	Lv	.....	.....	.....	.....	.....	↓	.....	.....	7.35	–	9.52	.....
New York (Newark)	"	Ar	.....	.....	.....	.....	.....	8.15	.....	.....	–	–	.....	.....
New York (International)	"	Ar	.....	.....	.....	.....	.....	.....	.....	.....	–	.....	7.25	.....
New York (LaGuardia)	"	Ar	4.45	7.05	8.07	.....	7.45	.....	.....	6.45	8.25	8.45	.....	10.50
Hartford/Springfield	"	Ar	.....	.....	.....	.....	.....	.....	.....	.....	.....	.....	10.27	.....
Boston	EST	Ar	.....	.....	.....	.....	.....	.....	.....	.....	.....	.....	11.15	.....
			pm	pm	pm	pm	pm	pm	pm	pm	pm	pm	pm	pm

ALL FLIGHTS DAILY EXCEPT AS NOTED

FOR EXPLANATION OF REFERENCE MARKS SEE PAGE 41

FOR YOUR CONVENIENCE, Arrivals and Departures are shown in LOCAL TIME as observed in each city.

AMERICAN AIRLINES

AMERICAN AIRLINES

Service between the WEST COAST and SOUTHWEST to CHICAGO, NEW YORK and BOSTON

(SEE NOTE ON BOTTOM OF PAGE)

FOR YOUR CONVENIENCE, Arrivals and Departures are shown in LOCAL TIME as observed in each city.

TABLE 8

			DC-7		DC-7	DC-6 Air-coach					DC-7	DC-6 Ex Sa	DC-6	DC-7 Air-coach						
			36		42	622		708		426	96	156	202	680						
			pm	pm	am	am	pm	pm	pm	pm	pm	pm	am	am						
San Francisco	PST	Lv	.....	.....	L1900	.....	.....	.....	.....	.....	.....	.....	.....	.....						
Oakland	"	Lv	.....	.....	.....	.....	.....	.....	.....	.....	.....	.....	.....	.....						
San Diego	"	Lv	.....	.....	.....	.....	.....	.....	.....	.....	.....	.....	.....	.....						
Los Angeles (International)	"	Lv	.....	B4755	.....	7.20	.....	.....	.....	.....	.....	.....	B7.20	R8.40						
San Diego	PST	Lv	.....	-	.....	8.20	.....	.....	.....	.....	.....	.....	-							
Phoenix	MST	Lv	.....	L1050	.....	P1110	.....	.....	.....	.....	.....	.....	10.10							
Tucson	"	Lv	.....	.....	.....	.....	.....	.....	.....	.....	.....	.....	L1115							
Bisbee/Douglas	"	Lv	.....	.....	.....	.....	.....	.....	.....	.....	.....	.....	.....							
El Paso	"	Ar	.....	.....	.....	.....	.....	.....	.....	.....	.....	.....	.....							
El Paso	MST	Lv	.....	.....	.....	.....	.....	.....	.....	.....	.....	.....	.....							
Midland/Odessa	CST	Lv	.....	.....	.....	.....	.....	.....	.....	.....	.....	.....	.....							
Ft. Worth	"	Ar	.....	.....	.....	.....	.....	.....	.....	.....	.....	.....	.....							
Ft. Worth	"	Lv	.....	.....	.....	.....	.....	.....	.....	12.10	.....	.....	.....							
Dallas	"	Ar	.....	The Mer-cury	.....	The Mer-cury	.....	.....	.....	12.25	.....	.....	.....	The Royal Coach-man						
Dallas	"	Lv	.....	.....	.....	.....	.....	.....	.....	L1237	.....	2.40	3.20							
Oklahoma City	"	Ar	.....	.....	.....	.....	.....	.....	.....	1.39	.....	.....	4.20							
Tulsa	"	Ar	.....	.....	.....	.....	.....	.....	.....	2.32	.....	.....	4.45							
Tulsa	"	Lv	.....	.....	.....	.....	.....	.....	.....	2.45	3.05	.....	.....							
Joplin	"	Lv	.....	.....	.....	.....	.....	.....	.....	-	Sun. Only	.....	.....							
Springfield, Mo.	"	Lv	.....	.....	.....	.....	.....	.....	.....	-	.....	.....	.....							
St. Louis	"	Ar	.....	.....	.....	.....	.....	.....	.....	4.31	4.35	4.55	.....							
St. Louis	"	Lv	.....	.....	.....	.....	.....	4.15	.....	4.45	D5.00	D5.20	.....							
Springfield, Ill.	"	Lv	.....	.....	.....	.....	.....	-	.....	-	.....	.....	.....							
Peoria	"	Lv	.....	.....	.....	.....	.....	-	.....	-	.....	.....	.....							
Chicago (O'Hare Field)	"	Ar	.....	.....	.....	.....	.....	5.45	.....	-	.....	.....	.....							
Chicago (Midway Airport)	"	Ar	.....	4.35	.....	4.45	5.30	.....	.....	6.10	.....	.....	Via Nash-ville and Wash-ington See Table 7	4.05						
Milwaukee	CST	Ar	.....	.....	.....	.....	.....	.....	.....	.....	.....	.....	.....	.....						
			DC-6 Ex Sa				DC-6		DC-6	Ex. Sa.	Ex. Sa.									
			230				294		226											
Chicago (Midway Airport)	CST	Lv	.....	D5.00	D5.15	P6.00	D6.00	.....	D7.00	D6.30	.....	.....	.....	.....						
Chicago (O'Hare Field)	CST	Lv	.....	.....	.....	.....	.....	6.00	.....	.....	.....	.....	.....	.....						
Detroit/Windsor (Willow Run)	EST	Ar	.....	.....	.....	.....	.....	8.15	.....	8.45	The Mer-cury	.....	.....	.....						
Detroit/Windsor (Willow Run)	"	Lv	7.45	.....	.....	.....	.....	8.30	.....	9.00	.....	.....	.....	.....						
Cleveland	"	Ar	.....	.....	Via Wash-ington See Tables 7, 25	.....	.....	-	.....	.....	.....	8.20	.....	.....						
Cleveland	"	Lv	.....	.....	.....	.....	.....	-	.....	.....	.....	8.45	.....	.....						
Toronto	"	Lv	.....	.....	.....	.....	.....	-	.....	.....	.....	-	.....	.....						
Buffalo	"	Ar	.....	.....	.....	.....	9.00	-	.....	10.20	.....	9.45	.....	.....						
Buffalo	"	Lv	.....	9.30	.....	.....	9.20	-	.....	.....	.....	.....	.....	.....						
Toronto	"	Ar	.....	9.40	.....	.....	-	-	.....	.....	.....	.....	.....	.....						
Rochester	"	Ar	.....	-	.....	.....	9.45	10.02	.....	.....	.....	.....	.....	.....						
Syracuse	"	Ar	.....	10.27	.....	.....	10.35	10.44	.....	.....	.....	.....	.....	.....						
Wilkes-Barre/Scranton	"	Ar	.....	-	.....	.....	.....	.....	.....	.....	.....	.....	.....	.....						
Albany/Schenectady	"	Ar	.....	11.22	.....	.....	.....	.....	.....	.....	.....	.....	.....	.....						
Albany/Schenectady	"	Lv	.....	11.35	9.45	.....	.....	.....	.....	.....	.....	.....	.....	.....						
New York (Newark)	"	Ar	.....	.....	.....	.....	.....	.....	.....	.....	.....	.....	.....	.....						
New York (International)	"	Ar	.....	8.25	.....	.....	.....	.....	.....	.....	9.00	.....	.....	.....						
New York (LaGuardia)	"	Ar	.....	.....	.....	9.45	.....	.....	10.45	.....	-	.....	11.45	.....						
Hartford/Springfield	"	Ar	.....	.....	.....	-	.....	.....	.....	.....	-	.....	.....	.....						
Boston	EST	Ar	10.10	.....	12.28	11.15	.....	.....	.....	.....	10.25	.....	.....	.....						
			pm	pm	am	pm	pm	pm	pm	pm	pm	pm	pm	pm						

For commuter services Chicago and Detroit to Buffalo—Rochester and Syracuse to New York - See Tables 14-19
St. Louis to Chicago and Detroit - See Table 7C
between Ft. Worth/Dallas and Chicago - See Table 12
St. Louis to New York and Boston-See Table 9C
New York to Boston-See Table 24

CONSULT AMERICAN AIRLINES FOR SERVICE DURING THE CHRISTMAS AND NEW YEARS HOLIDAY PERIODS.

AMERICAN AIRLINES

Service between the WEST COAST and SOUTHWEST to CHICAGO, NEW YORK and BOSTON

(SEE NOTE ON BOTTOM OF PAGE 22)

FOR YOUR CONVENIENCE, Arrivals and Departures are shown in LOCAL TIME as observed in each city.

TABLE 8

			DC-7	DC-7	DC-7	DC-6	DC-6	DC-6	DC-7	DC-6	DC-6 Air-coach	Ex Sa			DC-7 Ex Sa	DC-6	DC-6	DC-7
			42	44	10	918	114	166	902	158	654	472	486	474	48	954	112	18
			am	am	am	am	am	am	am	pm	am	pm	pm	pm	pm	pm	pm	pm
San Francisco	PST	Lv	L1900	.....	.....	7.50	.....	.....	.....	.....	.....	.....	.....	.....	.....	L1240	.....	.....
Oakland	"	Lv	.....	.....	.....	L8.30	.....	.....	.....	.....	.....	.....	.....	.....	.....	.....	.....	.....
San Diego	"	Lv	.....	.....	.....	.....	.....	7.15	.....	.....	.....	.....	.....	.....	.....	.....	.....	.....
Los Angeles (International)	"	Lv	.....	L1945	L1940	.....	7.15	B8.40	L9.55	.....	P9.30	.....	.....	.....	S11.50	.....	1.40	D4.15
San Diego	PST	Lv	.....	.....	.....	.....	B8.15	-	.....	.....	.....	.....	.....	.....	.....	4.35	.....	
Phoenix	MST	Lv	.....	.....	.....	.....	-	L1140	.....	.....	.....	.....	.....	.....	.....	-	4.55	
Tucson	"	Lv	.....	.....	.....	.....	11.10	.....	.....	.....	.....	.....	.....	.....	.....	-	-	
Bisbee/Douglas	"	Lv	.....	.....	The Mer-cury	.....	-	.....	.....	.....	.....	.....	.....	.....	The Mer-cury	.....	.....	The Mer-cury
El Paso	"	Ar	.....	.....	.....	.....	12.20	.....	.....	.....	.....	.....	.....	.....	.....	6.05	6.05	.....
El Paso	MST	Lv	.....	.....	.....	.....	L1245	.....	.....	.....	.....	.....	.....	.....	.....	.....	D6.30	.....
Midland/Odessa	CST	Lv	.....	.....	.....	.....	.....	.....	.....	.....	.....	.....	.....	.....	.....	.....	8.55	.....
Ft. Worth	"	Ar	.....	.....	.....	.....	.....	.....	.....	.....	4.00	.....	.....	.....	.....	.....	10.15	10.15
Ft. Worth	"	Lv	.....	.....	.....	.....	.....	.....	.....	.....	.....	.....	4.30	4.48	.....	.....	.....	10.40
Dallas	"	Ar	The Mer-cury	The Mer-cury	3.45	3.50	3.55	4.00	4.00	.....	.....	.....	4.45	5.03	.....	.....	.....	10.55
Dallas	"	Lv	.....	.....	.....	.....	.....	.....	.....	D4.30	.....	.....	5.00	5.15	.....	.....	.....	11.15
Oklahoma City	"	Ar	.....	.....	.....	.....	.....	.....	.....	.....	.....	.....	-	D6.17	.....	.....	.....	12.05
Tulsa	"	Ar	.....	.....	.....	.....	.....	.....	.....	.....	.....	.....	6.20	7.10	.....	.....	.....	1.00
Tulsa	"	Lv	.....	.....	.....	.....	Termi-nates New York See Table 7	.....	.....	.....	.....	.....	D6.30	7.20	.....	.....	Termi-nates New York See Table 7	.....
Joplin	"	Lv	.....	.....	.....	.....	.....	.....	.....	.....	.....	.....	-	8.09	.....	.....	.....	.....
Springfield, Mo.	"	Lv	.....	.....	.....	.....	.....	.....	.....	.....	.....	.....	-	8.46	.....	.....	.....	.....
St. Louis	"	Ar	.....	.....	.....	.....	.....	.....	.....	.....	.....	.....	8.16	9.49	.....	.....	.....	.....
St. Louis	"	Lv	.....	.....	.....	.....	.....	.....	.....	.....	D7.00	.....	8.30	10.05	.....	.....	.....	.....
Springfield, Ill.	"	Lv	.....	.....	.....	.....	.....	.....	.....	.....	-	.....	Daily	.....	.....	.....	.....	.....
Peoria	"	Lv	.....	.....	.....	.....	.....	.....	.....	.....	.....	.....	-	.....	.....	.....	.....	.....
Chicago (O'Hare Field)	"	Ar	.....	.....	.....	.....	.....	.....	.....	.....	-	.....	10.00	.....	.....	.....	.....	.....
Chicago (Midway Airport)	"	Ar	4.45	5.10	.....	.....	.....	.....	.....	7.45	8.25	.....	.....	11.30	D9.15	.....	.....	.....
Milwaukee	CST	Ar	.....	.....	.....	.....	.....	.....	.....	.....	.....	.....	.....	.....	.....	.....	.....	.....
										Ex Sa								
Chicago (Midway Airport)	CST	Lv	D5.15	D5.35	.....	.....	.....	.....	.....	8.15	.....	.....	.....	.....	9.45	.....	.....	.....
Chicago (O'Hare Field)	CST	Lv	.....	.....	.....	.....	.....	.....	.....	.....	.....	.....	10.10 Ex. Sa.	.....	.....	-	.....	.....
Detroit/Windsor (Willow Run)	EST	Ar	.....	.....	.....	.....	.....	.....	.....	10.25	.....	.....	12.25	.....	11.50	.....	.....	.....
Detroit/Windsor (Willow Run)	"	Lv	.....	.....	.....	.....	.....	.....	.....	10.45	.....	.....	.....	.....	.....	.....	.....	.....
Cleveland	"	Ar	.....	Via Wash-ington See Tables 7, 25	.....	.....	.....	.....	.....	.....	.....	.....	.....	.....	.....	.....	.....	.....
Cleveland	"	Lv	.....	.....	.....	.....	.....	.....	.....	.....	.....	.....	.....	.....	.....	.....	.....	.....
Toronto	"	Lv	.....	.....	.....	.....	.....	.....	.....	.....	.....	.....	.....	.....	.....	.....	.....	.....
Buffalo	"	Ar	.....	.....	.....	.....	.....	.....	.....	11.55	.....	.....	.....	.....	.....	.....	.....	.....
Buffalo	"	Lv	.....	.....	.....	.....	.....	.....	.....	.....	.....	.....	.....	.....	.....	.....	.....	.....
Toronto	"	Ar	.....	.....	.....	.....	.....	.....	.....	.....	.....	.....	.....	.....	.....	.....	.....	.....
Rochester	"	Ar	.....	.....	.....	.....	.....	.....	.....	.....	.....	.....	.....	.....	.....	.....	.....	.....
Syracuse	"	Ar	.....	.....	.....	.....	.....	.....	.....	.....	.....	.....	.....	.....	.....	.....	.....	.....
Wilkes-Barre/Scranton	"	Ar	.....	.....	.....	.....	.....	.....	.....	.....	.....	.....	.....	.....	.....	.....	.....	.....
Albany/Schenectady	"	Ar	.....	.....	.....	.....	.....	.....	.....	.....	.....	.....	.....	.....	.....	.....	.....	.....
Albany/Schenectady	"	Lv	.....	.....	.....	.....	.....	.....	.....	.....	.....	.....	.....	.....	.....	.....	.....	.....
New York (Newark)	"	Ar	9.45	.....	.....	.....	.....	.....	.....	.....	.....	.....	.....	.....	.....	.....	.....	.....
New York (International)	"	Ar	.....	.....	.....	.....	.....	.....	.....	.....	.....	.....	.....	.....	.....	.....	.....	.....
New York (LaGuardia)	"	Ar	.....	.....	.....	.....	.....	.....	.....	.....	.....	.....	.....	.....	.....	.....	.....	.....
Hartford/Springfield	"	Ar	.....	.....	.....	.....	.....	.....	.....	.....	.....	.....	.....	.....	.....	.....	.....	.....
Boston	EST	Ar	9.25	.....	.....	.....	.....	.....	.....	.....	.....	.....	.....	.....	.....	.....	.....	.....
			pm	pm	pm	pm	pm	pm	pm	pm	pm	pm	am	pm	pm	pm	pm	am

ALL FLIGHTS DAILY EXCEPT AS NOTED

FOR EXPLANATION OF REFERENCE MARKS SEE PAGE 41

AMERICAN AIRLINES

AMERICAN AIRLINES

Service between CLEVELAND, CINCINNATI and the WEST COAST via TENNESSEE

For complete service New York-Cincinnati and New York-Louisville see Table 25

TABLE 9

			561-DC-7 47	Ex Sa & Su 593	583	585	DC-6 Ex Su 161		DC-6 167					DC-6 Ex Su 157	DC-7 Ex Su 43	DC-7 Ex Su 43-49	DC-6 Air-coach 641	589			703	Ex Sa 783	
			am	am	am	am	am	pm	am	pm	pm	pm	pm	am	am	am	am	am	pm	pm	am	am	
New York (La Guardia)	EST	Lv	.....	.....	.....	.....	B8.25	.....	.....	.....	.....	.....	.....	.....	.....	.....	9.50	.....	.....	.....	.....	.....	
Cleveland	"	Lv	.....	.....	7.05	B8.15	↓	.....	.....	.....	.....	.....	.....	8.40	.....	.....	↓	S8.40	.....	.....	10.05	L1145	
Akron/Canton	"	Ar	.....	.....	7.28	↓	.....	.....	.....	.....	.....	.....	.....	↓	.....	.....	.....	↓	.....	.....	↓	↓	
Akron/Canton	"	Lv	.....	.....	S7.38	.....	.....	.....	.....	.....	.....	.....	.....	.....	.....	.....	.....	.....	.....	.....	.....	.....	
Pittsburgh	"	Ar	.....	.....	–	.....	.....	.....	.....	.....	.....	.....	.....	.....	.....	.....	.....	.....	.....	.....	.....	.....	
Pittsburgh	"	Lv	.....	.....	–	.....	.....	.....	B8.40	.....	.....	.....	.....	.....	.....	.....	.....	↓	.....	.....	↓	.....	
Columbus, O.	"	Ar	.....	.....	8.19	Ex. Su.	.....	.....	↓	.....	.....	.....	.....	.....	.....	.....	.....	9.26	.....	.....	10.51	.....	
Columbus, O.	"	Lv	.....	.....	8.29	↓	.....	.....	.....	.....	.....	.....	.....	.....	.....	.....	.....	9.36	.....	.....	11.01	.....	
Dayton	"	Ar	.....	.....	9.02	.....	.....	.....	.....	.....	.....	.....	.....	.....	.....	.....	.....	10.09	.....	.....	11.34	12.48	
Dayton	"	Lv	.....	.....	9.12	↓	↓	.....	↓	.....	.....	.....	.....	.....	.....	.....	↓	10.20	.....	.....	11.44	12.58	
Cincinnati	"	Ar	.....	.....	9.42	←9.33	11.15	.....	10.05	.....	.....	.....	.....	.....	.....	.....	12.40	10.50	.....	.....	12.14	1.28	
Cincinnati	EST	Lv	B8.00	S8.05	9.55	9.45	–	.....	L1030	.....	.....	.....	.....	.....	L1145	L11.45	P1.05	←	.....	.....	12.30	.....	
St. Louis	CST	Lv	–	–	–	Sa.On.	–	.....	.....	.....	.....	.....	.....	L1015	.....	.....	P2.10	.....	.....	.....	–	.....	
Louisville	"	Ar	↓	7.42	9.32	9.22	–	.....	.....	.....	.....	.....	.....	↓	.....	.....	↓	.....	.....	.....	12.07	.....	
Louisville	"	Lv	.....	.....	9.42	.....	.....	.....	.....	.....	.....	.....	.....	.....	.....	.....	.....	.....	.....	.....	L1217	.....	
Nashville	CST	Ar	The Mercury	.....	10.38	.....	.....	.....	.....	.....	.....	.....	.....	.....	The Mercury	The Mercury	.....	.....	.....	.....	1.13	↘	
			↓		DC-6		DC-7	DC-7	↓	DC-6	DC-7		DC-6 Air-coach	↓	↓	↓	↓	↓	DC-6	↓	↓	DC-6	
			↓		115		15	907	↓	911	87	715	637	↓	↓	↓	↓	489	405	207	↓	↓	201	
Nashville	CST	Lv	↓	.....	L1135	.....	.....	.....	↓	.....	.....	Origi-nates	.....	↓	↓	↓	↓	.....	L1240	↘	1.25	2.20	
Memphis	"	Ar	Via Chi-cago	.....	12.35	.....	.....	.....	↓	.....	.....	De-troit	.....	↓	Via Chi-cago	Via Chi-cago	↓	.....	1.49	3.25	2.34	↓	
Memphis	"	Lv	See Table 25	.....	.....	.....	.....	.....	↓	.....	.....	See Table 8	.....	↓	See Table 25	See Table 25	↓	.....	2.00	.....	.....	4.35	
Little Rock	"	Ar	↓	.....	.....	.....	Ex. Sa.	.....	↓	.....	.....	↓	.....	↓	↓	↓	↓	.....	2.50	–	.....	D5.40	
Tulsa	"	Ar	.....	.....	.....	.....	.....	.....	↓	.....	.....	↓	.....	↓	↓	↓	↓	.....	↓	–	.....	↓	
Oklahoma City	"	Ar	.....	.....	.....	.....	.....	.....	↓	.....	.....	↓	.....	↓	↓	↓	↓	.....	↓	–	.....	↓	
Houston	"	Ar	.....	.....	.....	.....	.....	.....	↓	.....	.....	↓	.....	↓	↓	↓	↓	.....	↓	–	.....	↓	
Dallas	"	Ar	.....	.....	.....	.....	S1.25	1.35	1.05	1.45	D1.45	2.37	.....	12.40	↓	↓	↓	5.05	4.38	–	.....	↓	
Dallas	"	Lv	.....	.....	.....	.....	↓	↓	1.40	↓	↓	2.52	.....	↓	↓	↓	↓	↓	4.50	–	.....	↓	
Ft. Worth	"	Ar	.....	.....	.....	.....	↓	↓	–	↓	↓	3.05	.....	↓	↓	↓	↓	5.20	5.05	5.25	.....	↓	
Ft. Worth	"	Lv	.....	.....	.....	.....	↓	↓	–	↓	↓	↓	.....	↓	P3.25	↓	↓	D6.00	↓	D6.10	.....	↓	
Midland/Odessa	CST	Ar	.....	.....	.....	.....	↓	↓	–	↓	↓	4.43	.....	↓	↓	↓	↓	7.38	.....	–	.....	↓	
El Paso	MST	Ar	.....	.....	.....	.....	↓	↓	3.05	3.10	↓	↓	.....	↓	↓	↓	↓	↓	.....	7.30	.....	↓	
Bisbee/Douglas	"	Ar	.....	.....	.....	.....	The Mercury	↓	–	↓	The Mercury	↓	.....	↓	↓	↓	↓	↓	.....	–	.....	↓	
Tucson	"	Ar	.....	.....	.....	.....	↓	↓	D4.45	5.00	↓	↓	.....	↓	↓	↓	↓	↓	.....	9.15	.....	8.25	
Phoenix	MST	Ar	.....	.....	.....	.....	↓	↓	–	D6.00	↓	↓	.....	↓	↓	↓	↓	↓	.....	10.10	.....	9.20	
San Diego	PST	Ar	.....	.....	.....	.....	↓	↓	5.50	↓	↓	↓	.....	↓	↓	↓	↓	↓	.....	11.00	.....	↓	
Los Angeles (International)	"	Ar	L2.00	.....	.....	.....	4.05	4.15	6.45	↓	↓	↓	.....	↓	S4.40	↓	6.40	↓	.....	.....	.....	10.20	
San Diego	"	Ar	.....	.....	.....	.....	5.10	.....	.....	8.05	5.10	↓	.....	↓	↓	S5.10	↓	↓	.....	.....	.....	↓	
Oakland	"	Ar	.....	.....	.....	.....	.....	.....	.....	↓	↓	↓	.....	↓	↓	↓	↓	↓	.....	.....	.....	↓	
San Francisco	PST	Ar	.....	.....	.....	.....	.....	.....	.....	↓	↓	↓	.....	↓	↓	↓	↓	↓	.....	.....	.....	↓	
			pm	am	pm	am	pm	pm	pm	pm	pm	pm	pm	pm	pm	pm	pm	pm	pm	pm	pm	pm	

FOR YOUR CONVENIENCE, Arrivals and Departures are shown in LOCAL TIME as observed in each city.

NEW YORK, WASHINGTON, DETROIT and CHICAGO to ARIZONA

TABLE 9A

			DC-7 15-DC-6 911	DC-7 47	DC-6 159-911	DC-7 87-DC-6 911	DC-7 665	DC-7 31	DC-6 201	DC-6 207	DC-6 727	DC-6 Air-coach 609	DC-7 37	DC-6 211	DC-6 Air-coach 621					
			am	am	am	am	am	am	am	am	pm	am	pm	pm	pm					
New York (LaGuardia)	EST	Lv	Via Phil.	.....	.....	.....	The Royal Coach-man	.....	10.40	.....	.....	P1100	.....	9.10	9.20					
New York (International)	"	Lv	B7.20	.....	.....	L1900	↓	S9.00	–	10.30	.....	–	L1.00	Via Phila.	–					
New York (Newark)	"	Lv	L9.30	.....	Dallas Con-nection	The Mer-cury	.....	↓	–	–	.....	–	↓	.....	–					
Washington	"	Lv	.....	S9.10	↓	↓	.....	The Mer-cury	L D1225	L D1240	.....	–	The Mer-cury	B1130	–					
Detroit	EST	Lv	Dallas	↓	↓	Dallas	10.35	↓	Via	Via	L1205	–	↓	–	12.10					
Chicago (Midway)	CST	Ar	Con-nection	9.20	.....	Con-nection	10.45	11.00	Okla-homa	Phila.	12.25	1.25	3.00	–	12.25					
Chicago (Midway)	CST	Lv	↓	↓	L9.45	↓	↓	L1125	↓	↓	↓	P1.55	D3.30	–	P1255					
Douglas/Bisbee	MST	Ar	–	.....	–	–	.....	–	–	–	.....	–	–	7.40	–					
Tucson	"	Ar	5.00	.....	5.00	5.00	.....	3.45	8.25	9.15	.....	–	–	8.25	5.55					
Phoenix	MST	Ar	6.00	.....	6.00	6.00	.....	.....	9.20	10.10	.....	7.00	8.00	9.25	7.00					
			pm	am	pm	pm	am	pm	pm	pm	pm	pm	pm	am	am					
INTERMEDIATE STOPS →			Three		Two	Two			Three	Four				Four						
For more detail refer to Table Nos. →			7		8	7			7	7				7						

CONSULT AMERICAN AIRLINES FOR SERVICE DURING THE CHRISTMAS AND NEW YEARS HOLIDAY PERIODS.

AMERICAN AIRLINES

Service between CLEVELAND, CINCINNATI and the WEST COAST via TENNESSEE

For complete service New York-Cincinnati and New York-Louisville see Table 25

TABLE 9

			DC-7 73	467-DC-7 67	Ex Sa 587	DC-6 153				DC-6 169	599	DC-6 173	Ex Sa 799		DC-6 141		DC-6 177	Ex Sa 773	721	Ex Sa 797	DC-6 175-621	
			pm	pm	pm	pm	pm	pm	pm	pm	pm	pm	pm	pm	pm	pm	pm	pm	pm	pm	pm	
New York (LaGuardia)	EST	Lv	.....	.....	.....	.....	.....	.....	.....	2.05	.....	3.10	.....	.....	D5.10	.....	D6.15	.....	.....	.....	.....	
Cleveland	"	Lv	L1210	.....	L1205	1.25	.....	.....	.....	↓	4.20	↓	4.05	.....	↓	.....	↓	D6.20	7.25	9.25	.....	
Akron/Canton	"	Ar	↓	.....	↓	↓	.....	.....	.....	↓	4.43	↓	↓	.....	↓	.....	↓	↓	↓	↓	.....	
Akron/Canton	"	Lv	.....	.....	.....	.....	.....	.....	.....	Ex. Sa.	4.53	↓	↓	.....	6.55	.....	↓	↓	↓	↓	.....	
Pittsburgh	"	Ar	.....	.....	.....	.....	.....	.....	.....	↓	–	↓	↓	.....	D7.15	.....	↓	↓	↓	↓	.....	
Pittsburgh	"	Lv	.....	.....	↓	↓	.....	.....	.....	↓	–	↓	↓	.....	↓	.....	↓	↓	8.11	10.11	Ex. Sa.	
Columbus, O.	"	Ar	.....	.....	12.51	↓	.....	.....	.....	↓	5.34	5.35	↓	.....	↓	.....	↓	↓	8.21	10.21	.....	
Columbus, O.	"	Lv	.....	.....	D1.01	↓	.....	.....	.....	↓	5.44	5.55	↓	.....	↓	.....	↓	↓	8.54	10.54	.....	
Dayton	"	Ar	.....	.....	–	↓	.....	.....	.....	↓	6.17	↓	↓	.....	↓	.....	↓	↓	9.05	11.05	.....	
Dayton	"	Lv	.....	.....	–	↓	.....	.....	.....	↓	6.27	↓	↓	.....	↓	.....	↓	↓	9.35	11.35	.....	
Cincinnati	"	Ar	.....	.....	1.47	↓	.....	.....	.....	4.55	6.57	↓	5.23	.....	↓	.....	↓	7.38	9.55	.....	P1000	
Cincinnati	EST	Lv	.....	2.10	1.57	↓	.....	.....	.....	5.15	D7.10	↓	5.33	.....	↓	.....	↓	7.48	9.55	.....	.....	
Louisville	CST	Ar	.....	↓	1.34	↓	.....	.....	.....	4.50	6.47	6.00	5.10	.....	↓	.....	8.20	7.25	9.32	.....	.....	
Louisville	"	Ar	.....	.....	1.44	↓	.....	.....	.....	.....	D6.57	D6.25	↓	.....	↓	.....	8.45	↓	9.42	.....	.....	
Nashville	CST	Ar	.....	.....	2.40	↓	.....	.....	.....	.....	7.53	↓	↓	.....	8.30	.....	↓	↓	10.38	.....	.....	
			↓	↓	DC-6	↓	DC-7	DC-6	DC-6	↓	↓	For Com-plete New York-Dallas Serv-ice See Table 7	↓	DC-6	↓	DC-6	↓	DC-6	DC-6 Air-coach 657	DC-6 Air-coach 655	↓	
			The Mercury	The Mercury	117	Via St. Louis See Table 26	901	917	207	Origi-nates New York See Table 7	↓	↓	903	23	119	↓	211	↓	↓	↓	Air-coach	
Nashville	CST	Lv	↓	↓	D5.15	↓	.....	.....	.....	↓	.....	↓	.....	.....	9.05	9.00	10.20	2.20	11.45	.....	.....	
Memphis	"	Ar	↓	↓	6.15	↓	.....	.....	.....	↓	.....	↓	.....	.....	↓	Ex. Sa.	↓	↓	12.45	.....	.....	
Memphis	"	Lv	↓	↓	D6.35	↓	.....	.....	.....	↓	.....	↓	.....	.....	↓	↓	↓	↓	1.10	↓	.....	
Little Rock	"	Ar	↓	↓	7.25	↓	.....	.....	.....	↓	.....	↓	.....	.....	↓	↓	↓	↓	↓	↓	.....	
Tulsa	"	Ar	↓	↓	–	↓	.....	.....	.....	↓	.....	↓	.....	.....	↓	↓	↓	↓	↓	↓	.....	
Oklahoma City	"	Ar	↓	↓	–	↓	.....	.....	.....	↓	.....	↓	.....	.....	↓	↓	↓	↓	↓	↓	.....	
Houston	"	Ar	↓	↓	–	↓	.....	.....	.....	↓	.....	↓	.....	.....	12.05	↓	↓	↓	↓	↓	.....	
Dallas	"	Ar	↓	Via Chi-cago	9.05	↓	.....	.....	.....	↓	.....	9.35	10.05	10.00	↓	11.40	↓	↓	3.05	P3.45	Via Chi-cago	
Dallas	"	Lv	↓	See Table 25	9.20	↓	.....	.....	.....	↓	.....	9.50	10.05	10.00	↓	11.55	↓	↓	3.25	↓	See Table 25	
Ft. Worth	"	Ar	↓	↓	9.35	5.25	↓	↓	↓	↓	.....	10.05	–	10.15	↓	12.10	↓	4.20	3.40	↓	↓	
Ft. Worth	"	Lv	↓	↓	–	↓	↓	↓	↓	↓	.....	↓	–	10.35	↓	↓	↓	B5.00	↓	↓	↓	
Midland/Odessa	CST	Ar	↓	↓	–	↓	↓	↓	↓	↓	.....	↓	–	–	↓	↓	↓	–	↓	↓	↓	
El Paso	MST	Ar	↓	↓	b11.45	↓	↓	↓	7.25	7.30	.....	↓	–	11.45	↓	↓	↓	D6.20	↓	↓	5.55	
Bisbee/Douglas	"	Ar	↓	↓	↓	↓	↓	↓	↓	–	.....	↓	–	↓	↓	↓	↓	7.40	↓	↓	7.00	
Tucson	"	Ar	↓	↓	↓	↓	↓	↓	↓	9.15	.....	↓	–	↓	↓	↓	↓	8.25	↓	↓	7.00	
Phoenix	MST	Ar	↓	↓	↓	↓	↓	↓	↓	10.10	.....	↓	–	↓	↓	↓	↓	9.25	↓	↓	7.00	
San Diego	PST	Ar	↓	↓	↓	↓	↓	↓	↓	11.00	.....	↓	1.00	↓	↓	↓	↓	10.15	↓	↓	7.50	
Los Angeles (Int'l.)	"	Ar	S4.40	↓	8.35	↓	↓	↓	↓	↓	.....	↓	2.00	↓	↓	↓	↓	11.10	↓	6.50	8.45	
Oakland	"	Ar	.....	↓	↓	↓	↓	↓	↓	10.55	.....	↓	↓	↓	↓	↓	↓	↓	↓	↓	↓	
San Francisco	PST	Ar	.....	DS1010	↓	↓	↓	↓	↓	11.30	.....	↓	↓	↓	↓	↓	↓	↓	↓	↓	↓	
			pm	pm	pm	pm	pm	pm	pm	pm	pm	pm	am	pm	am	am	pm	am	am	am	am	

FOR YOUR CONVENIENCE, Arrivals and Departures are shown in LOCAL TIME as observed in each city.

ARIZONA to CHICAGO, DETROIT, WASHINGTON and NEW YORK

TABLE 9A

			DC-7 32	716	DC-7 36	DC-7 42	DC-6 114-DC-7 10	DC-6 202	DC-6 Air-coach 622	DC-6 166-DC-7 10	DC-6 954-112	DC-6 212	DC-6 Air-coach 606	702	DC-6 910-DC-7 84	DC-6 910-DC-7 Air-coach 624	DC-6 910-DC-6 Air-coach 638			
			am	pm	am	pm	pm	pm	pm	pm	pm	pm	am	am	am	am	am			
Phoenix	MST	Lv	8.50	.....	L1050	.....	.....	10.10	P1110	L11.40	D4.35	8.10	12.45	.....	12.40	12.40	12.40			
Tucson	"	Lv	L9.55	Ex. Sa.	–	.....	L11.10	L11.15	–	–	D4.55	9.10	1.50	.....	L1.45	G1.45	P1.45			
Douglas/Bisbee	MST	Lv	–	↶	–	↷	–	–	–	–	↓	B9.55	–		–	–	–			
Chicago (Midway)	CST	Ar	3.30	D5.40	4.35	D5.15	Dallas Con-nection	Via Okla-homa	5.30	Dallas Connec-tion	El Paso Con-nection	–	8.00	↷	Dallas Con-nection	Dallas Con-nection	Dallas Con-nection			
Chicago (Midway)	CST	Lv	D4.00	D5.40	D5.00	D5.15	↓	↓	P6.00	v8.20	↓	–	P8.30	9.10	↓	↓	↓			
Detroit	EST	Ar	↓	7.55	↓	–	↓	↓	↓	↓	↓	–	–	11.25	↓	↓	↓			
Washington	"	Ar	The Mercury	.....	The Mercury	8.20	–	D10.15	–	–	4.45	10.30	–	.....	–	–	12.25			
New York (Newark Airport)	"	Ar	↓	.....	↓	9.45	–	–	–	–	from Phoe-nix only	–	–	.....	–	–	–			
New York (N. Y. International Airport)	"	Ar	7.25	.....	8.25	The Mercury	D9.50	–	–	D9.50	–	–	–	.....	2.35	12.20	–			
New York (LaGuardia Airport)	EST	Ar	.....	.....	.....	.....	.....	11.45	9.45	.....	S6.20	12.35	12.15	.....	.....	Royal Coach-man	2.40			
			pm	pm	pm	pm	pm	pm	pm	pm	am	pm	pm	am	pm	pm	pm			
INTERMEDIATE STOPS							One	Three			Four	Five			Two	pm	Three			
For more detail refer to Table Nos. →							7	8		7, 9	7	7			7		7			

AMERICAN AIRLINES

Service between the WEST COAST and CINCINNATI, CLEVELAND via TENNESSEE

For complete service Louisville-New York and Cincinnati-New York see Table 25

FOR YOUR CONVENIENCE, Arrivals and Departures are shown in LOCAL TIME as observed in each city.

TABLE 9

			DC-6 212		DC-7 74	DC-7 Ex Sa 56	DC-6 Air-coach 642	DC-6 910	DC-6 Air-coach 966	DC-6 Air-coach 638	DC-6 908	DC-7 88	DC-7 Air-coach 624	DC-6 Air-coach 650	DC-6 482	DC-7 900-DC-6 208	DC-6 176	DC-6 142		
			am	pm	am	pm	am	pm	pm	pm	pm	pm	am	am	am	am	am	am	pm	pm
San Francisco	PST	Lv	.....	.....	.....	.....	.....	8.45	.....	.....	.....	S11.45	.....	.....	.....	.....	.....	.....	.....	.....
Oakland	"	Lv	.....	.....	.....	.....	.....	.....	.....	11.00	.....	.....	.....	.....	.....	.....	.....	.....	.....	.....
Los Angeles (International)	"	Lv	.....	4.25	S1010	S1110	12.05	.....	10.45	.....	11.05	.....	12.15	.....	.....	12.20	.....	.....	.....	.....
San Diego	PST	Lv	.....	D5.25	.....	.....	.....	.....	.....	.....	12.05	.....	.....	.....	.....	.....	.....	.....	.....	.....
Phoenix	MST	Lv	.....	8.10	.....	.....	.....	12.40	.....	.....	-	.....	.....	.....	.....	.....	.....	.....	.....	.....
Tucson	"	Lv	.....	9.10	.....	.....	.....	1.45	.....	.....	-	.....	.....	.....	.....	.....	.....	.....	.....	.....
Bisbee/Douglas	"	Lv	.....	9.55	.....	.....	.....	-	.....	.....	-	.....	.....	.....	.....	.....	.....	.....	.....	.....
El Paso	MST	Lv	.....	11.10	.....	.....	.....	3.15	2.55	.....	-	.....	.....	.....	.....	.....	.....	.....	.....	.....
Midland/Odessa	CST	Lv	.....	-	.....	.....	.....	.....	.....	.....	-	.....	.....	.....	.....	.....	.....	.....	.....	.....
Ft. Worth	"	Ar	.....	2.15	.....	.....	.....	.....	.....	.....	-	.....	.....	.....	.....	.....	.....	.....	.....	.....
Ft. Worth	"	Lv	.....	2.50	.....	.....	.....	.....	.....	.....	-	.....	.....	.....	6.40	.....	8.05	.....	.....	.....
Dallas	"	Ar	.....	.....	.....	.....	.....	6.25	6.05	6.20	6.25	6.30	6.20	.....	6.55	6.25	8.20	.....	.....	.....
Dallas	"	Lv	.....	.....	.....	.....	.....	.....	.....	.....	.....	.....	.....	P7.05	B7.10	B7.10	8.45	.....	.....	.....
Houston	"	Lv	.....	.....	.....	.....	.....	.....	.....	.....	.....	.....	.....	.....	-	.....	.....	9.30	.....	.....
Oklahoma City	"	Lv	.....	.....	.....	.....	.....	.....	.....	.....	.....	.....	.....	.....	8.24	.....	.....	.....	.....	.....
Tulsa	"	Lv	.....	.....	.....	.....	.....	.....	.....	.....	.....	.....	.....	.....	L9.20	.....	.....	.....	.....	.....
Little Rock	"	Lv	.....	.....	.....	.....	.....	.....	.....	.....	.....	.....	.....	.....	.....	8.50	.....	.....	.....	.....
Memphis	"	Ar	.....	4.40	.....	.....	.....	.....	.....	.....	.....	.....	.....	8.50	.....	9.30	Ex. Sa.	.....	.....	.....
Memphis	"	Lv	.....	5.05	.....	.....	.....	.....	.....	.....	.....	.....	.....	9.15	.....	9.50	.....	.....	.....	.....
Nashville	CST	Ar	.....	6.05	.....	.....	.....	.....	.....	.....	.....	.....	.....	10.15	.....	10.50	.....	12.05	.....	.....
			Ex Sa 580	582		Ex Sa & Su 594							598						586	786
Nashville	CST	Lv	.....	B7.00	.....			.....	.....	.....	.....	.....	.....	P1040	.....	.....	.....	L1225	L1230	.....
Louisville	"	Ar	.....	7.55	.....			.....	.....	.....	.....	.....	.....	.....	.....	.....	11.30	.....	1.25	.....
Louisville	"	Lv	.....	8.05	8.25			.....	.....	.....	.....	.....	10.40	.....	.....	.....	11.50	.....	1.35	.....
St. Louis	CST	Lv	.....	-	.....			.....	.....	.....	.....	.....	Sa.On.	.....	.....	.....	-	.....	-	.....
Cincinnati	EST	Ar	.....	9.40	.....			.....	.....	.....	.....	.....	12.15	.....	.....	.....	1.25	.....	3.10	.....
Cincinnati	"	Lv	S8.30	9.50	.....			.....	.....	.....	.....	.....	L1225	.....	.....	.....	t1.50	.....	3.25	3.30
Dayton	"	Ar	9.00	10.20	.....			.....	.....	.....	.....	.....	12.55	.....	.....	.....	.....	.....	-	4.00
Dayton	"	Lv	9.10	10.30	.....			.....	.....	.....	.....	.....	1.05	Via Washington	.....	.....	.....	.....	-	4.10
Columbus, Ohio	"	Ar	-	11.01	10.34			.....	.....	.....	.....	.....	1.36	See Table 7	.....	.....	2.35	.....	-	4.41
Columbus, Ohio	"	Lv	-	11.11	10.45			.....	.....	.....	.....	.....	1.46	.....	.....	.....	2.55	.....	-	4.51
Pittsburgh	"	Ar	-	-				.....	.....	.....	.....	.....	Daily	.....	.....	.....		3.25	-	-
Pittsburgh	"	Lv	-	-				.....	.....	.....	.....	.....	Cinn.-Cleveland	.....	.....	.....		3.45	-	-
Akron/Canton	"	Ar	-	11.50				.....	.....	.....	.....	.....		.....	.....	.....			-	5.30
Akron/Canton	"	Lv	-	12.00				.....	.....	.....	.....	.....		.....	.....	.....			-	5.40
Cleveland	"	Ar	10.10	12.22	11.26	B7.40	.....	.....	.....	.....	.....	.....	2.27	3.30	.....	.....	4.55	5.20	4.40	6.02
New York (LaGuardia)	EST	Ar	.....	.....	.....	.....	1.30	.....	.....	.....	.....	.....	.....	.....	.....	.....	.....	.....	.....	.....
			am	pm	am	am	pm	am	am	am	am	am	pm	pm	pm	am	pm	pm	pm	pm

CANADIAN SERVICE
NEW YORK - BUFFALO - TORONTO

For complete New York-Buffalo service see Table 17

For additional connections to and from Toronto see Table 8

TABLE 9B

DC-6 107		711	367	DC-6 109	DC-6 105	789	DC-6 283	DC-6 103	Read Down		Read Up	DC-6 102	758	DC-6 284	DC-6 104	792	DC-6 106	740
pm		pm	pm	pm	pm	pm	am	am				am	am	pm	pm	pm	pm	pm
.....		.....	.....	4.25	.....	.....	B8.20	.....	Lv New York (LaGuardia)	EST	Ar	.....	11.35	12.55	.....	6.35	.....	11.00
8.35		.....	.....	-	3.15	.....	-	B8.00	Lv New York (N. Y. International)	"	Ar	9.40	-	-	2.10	-	7.40	-
		D7.15	D5.30	Sat.		L1.00	-		Lv New York (Newark)	"	Ar		-	-		-		-
		Ex. Sa.	Ex. Sa.	Only	Ex. Sa.		Ex. Su.	Ex. Sa. & Su.				Ex. Sa. & Su.	Ex. Su.				Ex. Sa.	Ex. Sa.
		8.58	7.13	6.00		2.43	9.55		Ar Buffalo	"	Lv	10.00	L1130			5.00		9.25
		9.15	7.25	6.20		2.55	10.25		Lv Buffalo	"	Ar	9.49	11.10			4.49		9.14
10.30		9.49	7.59	6.50	5.10	3.29	10.55	9.55	Ar Toronto	EST	Lv	B8.00	9.15	10.35	L1230	4.15	D6.00	8.40
pm		pm	pm	pm	pm	pm	am	am				am	am	am	pm	pm	pm	pm

AMERICAN AIRLINES

Service between the WEST COAST and CINCINNATI, CLEVELAND via TENNESSEE

For complete service Louisville-New York and Cincinnati-New York see Table 25

FOR YOUR CONVENIENCE, Arrivals and Departures are shown in LOCAL TIME as observed in each city.

TABLE 9

			480		402	DC-6 178			DC-6 Ex Sa 156	DC-6 Air-coach 622-564	DC-6 918	DC-6 114	DC-6 166	DC-7 10	DC-7 902	DC-7 Air-coach 664-568	590	DC-6 154	DC-7 44-564
			am	am	am	pm	pm	pm	pm	am	am	am	am	am	am	am	pm	pm	am
San Francisco	PST	Lv	.....	.....	.....	.....	.....	.....	.....	.....	7.50	.....	.....	.....	.....	R1800	.....	.....	.....
Oakland	"	Lv	.....	.....	.....	.....	.....	.....	.....	.....	L8.30	.....	.....	.....	.....	.....	.....	.....	.....
San Diego	"	Lv	.....	.....	.....	.....	.....	.....	.....	.....	.....	.....	7.15	.....	.....	.....	.....	.....	.....
Los Angeles (International)	"	Lv	.....	.....	.....	.....	.....	.....	.....	7.20	7.15	B8.40	L1940	L9.55	.....	.....	.....	.....	L1945
San Diego	PST	Lv	.....	.....	.....	.....	.....	.....	.....	8.20	B8.15	-	.....	.....	.....	.....	.....	.....	.....
Phoenix	MST	Lv	.....	.....	.....	.....	.....	.....	.....	P1110	-	L1140	The Mercury	.....	.....	.....	.....	.....	The Mercury
Tucson	"	Lv	.....	.....	.....	.....	.....	.....	.....	.....	11.10	-	.....	.....	.....	.....	.....	.....	.....
Bisbee/Douglas	"	Lv	.....	.....	.....	.....	.....	.....	.....	.....	-	.....	.....	.....	.....	.....	.....	.....	.....
El Paso	MST	Lv	.....	.....	.....	.....	.....	.....	.....	.....	L1245	.....	.....	.....	.....	.....	.....	.....	.....
Midland/Odessa	CST	Lv	B6.50	.....	.....	.....	.....	.....	.....	.....	.....	.....	.....	.....	.....	.....	.....	.....	Ex. Sa.
Ft. Worth	"	Ar	8.18	.....	.....	.....	.....	.....	.....	Ex. Sa.	.....	.....	.....	.....	.....	.....	.....	2.05	.....
Ft. Worth	"	Lv	.....	.....	9.30	.....	.....	.....	.....	.....	3.50	3.55	4.00	3.45	4.00	.....	.....	-	.....
Dallas	"	Ar	.....	.....	9.45	.....	.....	.....	.....	.....	.....	.....	D4.40	.....	.....	.....	.....	-	.....
Dallas	"	Lv	.....	.....	10.00	.....	.....	.....	D2.40	.....	.....	.....	.....	.....	.....	.....	.....	-	.....
Houston	"	Lv	.....	.....	.....	.....	.....	.....	.....	.....	.....	.....	.....	.....	.....	.....	.....	-	.....
Oklahoma City	"	Lv	.....	.....	.....	.....	.....	.....	.....	.....	.....	.....	.....	.....	.....	.....	.....	-	.....
Tulsa	"	Lv	.....	.....	.....	.....	.....	.....	.....	.....	.....	.....	.....	.....	.....	.....	.....	3.45	.....
Little Rock	"	Lv	.....	.....	11.42	.....	.....	.....	.....	.....	.....	.....	.....	.....	.....	.....	.....	4.25	.....
Memphis	"	Ar	.....	.....	12.29	.....	.....	.....	.....	.....	.....	.....	.....	.....	.....	.....	.....	.....	.....
Memphis	"	Lv	.....	.....	L1241	1.35	.....	.....	Via St. Louis See Table 8	Via Chicago See Table 25	.....	.....	.....	.....	.....	Via Chicago See Table 25	5.00	6.04	Via Chicago See Table 25
Nashville	CST	Ar	.....	.....	1.45	2.35	.....	.....	.....	.....	.....	.....	.....	.....	.....	.....	.....	.....	.....
				Ex Sa 588		Ex Sa 572	Sat. Only 572	DC-6 Ex Sa 174			Ex Sa 596							Ex Sa 584	
Nashville	CST	Lv	.....	L1.10	.....	3.00	3.00	.....			.....	.....	.....	.....	.....	.....	D6.25	.....	
Louisville	"	Ar	.....	2.05	.....	3.55	3.55	.....			.....	.....	.....	.....	.....	.....	7.20	.....	
Louisville	CST	Lv	.....	2.15	.....	4.05	4.05	D5.35			D6.10	.....	.....	.....	.....	.....	7.30	8.25	
Cincinnati	EST	Ar	.....	3.50	.....	5.40	5.40	.....		11.05	7.45	.....	8.45	.....	.....	D7.45	9.05	10.00	11.05
Cincinnati	"	Lv	.....	4.00	Terminates New York See Table 7	5.55	5.55	.....		.....	7.55	.....	9.20	.....	.....	.....	9.20	10.10	.....
Dayton	"	Ar	.....	.....		-	6.25	.....		.....	8.25	.....	.....	.....	.....	.....	9.50	.....	.....
Dayton	"	Lv	.....	.....		-	D6.35	.....		.....	8.35	.....	.....	.....	.....	.....	10.02	.....	.....
Columbus, Ohio	"	Ar	.....	.....		6.43	7.06	.....		.....	9.06	.....	.....	.....	.....	.....	10.33	.....	.....
Columbus, Ohio	"	Lv	.....	.....		D6.53	7.16	.....		.....	9.16	.....	.....	.....	.....	.....	10.45	.....	.....
Pittsburgh	"	Ar	.....	.....		-	-	.....		.....	.....	.....	10.35	.....	.....	.....	-	.....	.....
Pittsburgh	"	Lv	.....	.....		-	-	.....		.....	.....	.....	.....	.....	.....	.....	-	.....	.....
Akron/Canton	"	Ar	.....	.....		7.32	7.55	.....		.....	.....	.....	.....	.....	.....	.....	11.24	.....	.....
Akron/Canton	"	Lv	.....	.....		7.42	8.05	.....		.....	.....	.....	.....	.....	.....	.....	11.34	.....	.....
Cleveland	"	Ar	.....	5.15		8.04	8.27	9.10	8.20	.....	9.57	.....	.....	.....	.....	.....	11.56	11.25	.....
New York (LaGuardia)	EST	Ar	.....	.....		.....	.....	.....	.....	.....	.....	.....	.....	.....	.....	.....	.....	.....	.....
			am	pm		pm	pm	pm	pm	pm	pm	pm	pm	pm	pm	pm	pm	pm	pm

BOSTON and NEW YORK to ST. LOUIS

TABLE 9C

DC-6 235	DC-7 95	DC-6 217-481	DC-7 49-427	DC-6 609-427	DC-6 Air-coach 641	DC-7 93	Read Down		Read Up	DC-6 Air-coach 642	DC-7 94	432-DC-7 26	DC-6 228	484-DC-7 44	426-DC-6 226	DC-7 96	472-DC-6 242
pm	am	am	am	am	am	am				pm	pm	pm	pm	pm	pm	pm	am
.....	.....	j10.00	L9.30	j9.00	j8.00	8.30	Lv Boston	EST	Ar	j3.45	.....	4.20	j6.45	9.25	j12.50	10.25	.....
.....	D5.00	.....	-	Air-	.....	L1000	Lv New York (N. Y. Int'l.)	"	Ar	.....	2.00	-	.....	v8.25	.....	9.00	.....
Ex. Sa.	Ex. Sa.	.....	-	coach	.....	Ex. Su.				.....	Ex. Su.					Ex. Sa.	Ex. Sa.
D5.00	The Mercury	L1200	-	P1100	P9.50	The Mercury	Lv New York (Newark)	"	Ar	.....	The Mercury	-	4.45	-	10.45	The Mercury	& Su.
↓	↓						Lv New York (LaGuardia)	EST	Ar	1.30				v8.45			1.45
9.15	7.30	4.47	3.27	3.27	1.40	12.30	Ar St. Louis	CST	Lv	P8.20	L1000	L1010	L1120	D1.43	D4.45	D5.00	D7.00
pm	pm	pm		pm	pm	pm				am	am	am	am	pm	pm	pm	pm
Via Chicago	Thru Express	C	C	C	Via Cincinnati	Thru Express				Via Cincinnati	Thru Express	C	Via Chicago	C	C	Thru Express	C

AMERICAN AIRLINES

AMERICAN AIRLINES

Through Plane Service

From the SOUTHEAST to EL PASO-ARIZONA and CALIFORNIA

TABLE 10

			DC-7 915	DC-7 907	DC-7 87	DC-6 167	DC-6 911	DC-6 Aircoach 965	DC-7 Aircoach 625	DC-6 Aircoach 637	DC-7 901	DC-6 917	DC-6 207	DC-6 903	DC-7 23
			am	am	pm	pm	am	am	pm	pm	pm	pm	pm	pm	pm
Miami	Via National Airlines Route	EST Lv	.....	B8.35	.....	.....	.....	9.55	.....	.....	.....	L1245	.....	.....	.....
Tampa		EST Lv	.....	9.50	.....	.....	.....	11.15	.....	.....	.....	2.05	.....	.....	.....
New Orleans		CST Ar	.....	10.40	.....	.....	.....	12.20	.....	.....	.....	3.10	.....	.....	.....
New Orleans		CST Lv	B7.00	L1115	.....	.....	.....	P1250	.....	.....	.....	3.35	.....	.....	.....
Atlanta	Via Delta Air Lines Route	EST Lv	–	–	.....	.....	9.15	–	.....	.....	3.10	–	.....	D6.15	.....
Birmingham		CST Lv	–	–	.....	.....	9.20	–	.....	.....	3.15	–	.....	–	.....
New Orleans		" Ar	Ex. Sa.	–	.....	.....	10.48	–	.....	.....	–	–	.....	7.05	.....
New Orleans		" Lv	–	–	.....	.....	L1110	–	.....	.....	–	–	.....	7.35	.....
Dallas		" Ar	–	12.58	⟶	⟶	1.02	–	.....	.....	–	–	.....	9.27	⟶
Dallas		" Lv	8.43	1.35	D1.45	1.40	1.45	–	.....	.....	–	–	.....	10.05	10.00
Ft. Worth		" Ar	L9.15	.....	.....	–	–	2.44	⟶	⟶	5.30	◀ 5.29	⟶	–	10.15
Ft. Worth		CST Lv	–	.....	.....	–	–	3.20	K1.315	P3.25	D6.00	D6.05	D6.10	–	10.35
El Paso		MST Ar	–	.....	.....	3.05	3.10	4.40	.....	.....	.....	7.25	7.30	–	11.45
El Paso		" Lv	–	.....	.....	3.25	3.40	P5.10	.....	.....	.....	7.50	7.55	–	.....
Tucson		" Ar	–	The Trade-wind	The Mercury	D4.45	5.00	–	.....	.....	The Royal Rocket	The Trade-wind	9.15	The Rocket	.....
Phoenix		MST Ar	–	▼	▼	–	D6.00	–	.....	.....	▼	▼	10.10	▼	.....
San Diego		PST Ar	–	5.50	–	–	–	–	.....	.....	.....	.....	11.00	1.00	.....
Los Angeles (International Airport)		" Ar	–	4.15	6.45	The Rocket	7.05	5.50	.....	1.7.35	8.35	10.55	.....	2.00	.....
Oakland		" Ar	–	.....	.....	–	.....	.....	.....	.....	.....	11.30	.....	.....	.....
San Francisco		PST Ar	12.40	.....	5.10	8.05	.....	.....	.....	.....	.....	.....	.....	.....	.....
			pm	pm	pm	pm	pm	pm	pm	pm	pm	pm	pm	am	pm

Through Plane Service

Between HOUSTON-SAN ANTONIO and ARIZONA-CALIFORNIA

TABLE 11

DC-6 917	DC-6 207	DC-6 953	DC-6 Aircoach 965	DC-6 911	DC-6 Aircoach 663	DC-6 167	DC-6 111	DC-6 955			DC-6 950	DC-6 112	DC-6 954	DC-6 910	DC-6 Aircoach 660	DC-6 Aircoach 966
pm	pm	pm	pm	pm	pm	pm	Noon	am	Read Down	Read Up	pm	pm	pm	am	am	am
.....	.....	5.00	.....	.....	12.30	.....	.....	9.00	Lv Houston	CST Ar	3.30	.....	10.45	.....	8.35	.....
.....	.....	D6.15	.....	.....	1.50	.....	.....	10.15	Lv San Antonio	CST Ar	2.15	.....	9.30	.....	7.15	.....
⟶	⟶	7.25	⟶	⟶	3.00	⟶	⟶	11.25	Ar El Paso	MST Lv	L1125	⟶	D6.40	⟶	P4.25	⟵
7.50	7.55	7.50	P5.10	3.40	P3.25	3.25	L1200	L1150	Lv El Paso	" Ar	10.55	6.05	6.05	2.55	3.55	2.25
–	9.15	The Los Angeles Arrow	–	5.00	–	4.45	1.20	–	Ar Tucson	" Lv	▲	4.55	–	1.45	–	▲
–	10.10	▼	–	D6.00	–	.....	–	1.25	Ar Phoenix	MST Lv	The Texas Arrow	–	4.35	12.40	–	.....
–	11.00	.....	–	.....	5.10	.....	–	The San Francisco Arrow	Ar San Diego	PST Lv	▼	–	The Texas Arrow	▲	12.30	.....
–	.....	9.45	7.05	▼	6.05	.....	2.35	▼	Ar Los Angeles (International Airport)	" Lv	B7.15	1.40	▼	▲	11.30	10.45
10.55	.....	.....	.....	8.05	.....	.....	.....	3.30	Ar Oakland	" Lv	.....	.....	.....	.....	.....	.....
11.30	.....	.....	.....	.....	.....	.....	.....	.....	Ar San Francisco	PST Lv	.....	.....	L1240	8.45	.....	.....
pm	pm	pm	pm	pm	pm	pm	pm	pm			am	pm	pm	pm	pm	pm

Via Continental Air Lines Route

From ARIZONA to CALIFORNIA • SAN DIEGO-LOS ANGELES

TABLE 13

			166	Air-coach 621	211	111	955	DC-7 31	Air-coach 663	167	911	Air-coach 609	201	207	903
			am	am	am	pm	pm	pm	pm	pm	pm	pm	pm	pm	am
Bisbee/Douglas		MST Lv	.....	.....	7.50	.....	.....	.....	.....	.....	.....	.....	.....	.....	.....
Tucson		" Lv	.....	6.20	8.45	1.35	.....	4.10	.....	D5.05	5.20	.....	8.40	19.30	.....
Phoenix		MST Lv	.....	7.20	9.45	–	1.45	D5.15	.....	–	D6.20	7.25	9.40	10.30	.....
San Diego		PST Ar	.....	7.50	10.15	–	–	–	.....	5.50	–	7.55	–	11.00	.....
San Diego		" Lv	7.15	8.05	10.30	–	–	–	5.25	6.05	–	8.15	–	.....	1.20
Los Angeles (International Airport)		" Ar	7.55	8.45	11.10	2.35	–	5.50	6.05	6.45	–	8.55	10.20	.....	2.00
San Francisco		PST Ar	.....	.....	.....	.....	3.30	.....	.....	.....	8.05	.....	.....	.....	.....
			am	am	am	pm	pm	pm	pm	pm	pm	pm	pm	pm	am

DC-6 EQUIPMENT UNLESS OTHERWISE SHOWN

It's So Easy to fly
AMERICAN
One Call Does All
- complete information
- quick reservations
- easy, convenient ticketing arrangements

FOR YOUR CONVENIENCE, Arrivals and Departures are shown in LOCAL TIME as observed in each city.

CONSULT AMERICAN AIRLINES FOR SERVICE DURING THE CHRISTMAS AND NEW YEARS HOLIDAY PERIODS.

AMERICAN AIRLINES

Through Plane Service

From CALIFORNIA-ARIZONA and EL PASO to the SOUTHEAST

TABLE 10

			DC-6 114	DC-6 166	DC-6 918	DC-7 10	DC-7 902	DC-7 906	DC-7 82	DC-6 910	DC-6 Aircoach 966	DC-6 Aircoach 638	DC-6 908	DC-7 88	DC-7 Aircoach 624	DC-7 900
			am	am	am	am	am	pm	pm	pm	pm	pm	pm	pm	am	am
San Francisco		PST Lv	.....	.....	7.50	.....	.....	.....	D2.30	8.45	.....	.....	.....	S11.45	.....	.....
Oakland		" Lv	.....	.....	L8.30	.....	.....	.....	–	–	.....	1.11.00	.....	.....	.....	.....
San Diego		" Lv	.....	7.15	.....	.....	.....	.....	Ex. Sa. –	–	.....	.....	.....	.....	.....	.....
Los Angeles (International Airport)		" Lv	7.15	B8.40	The Trade-wind	L1.9.40 The Mercury	L9.55 The Royal Rocket	D3.15 Ex. Sa.	The Mercury	The Rocket	10.45		11.05 The Trade-wind	The Mercury	1.12.15	12.20 The Royal Rocket
San Diego		PST Lv	B8.15	–	▼	▼	▼	▼	▼	–	–	▼	12.05	▼	▼	▼
Phoenix		MST Lv	–	L1140	.....	.....	.....	.....	.....	12.40	–	.....	.....	.....	.....	.....
Tucson		" Lv	11.10	–	.....	.....	.....	.....	.....	1.45	–	.....	–	.....	.....	.....
El Paso		" Ar	12.20	–	.....	.....	.....	.....	.....	2.55	2.25	.....	–	.....	.....	.....
El Paso		MST Lv	L1245	–	.....	.....	.....	.....	.....	3.15	2.55	.....	–	.....	.....	.....
Dallas		" Ar	3.55	4.00	3.50	3.45	4.00	9.20	9.15	6.25	*6.05	6.20	6.25	6.30	6.20	▶ 6.25
Dallas		" Lv	⟶	⟶	4.35	⟷	4.30	9.50	▶	B7.20	P7.00	⟷	B7.10	⟷	⟷	B7.05
New Orleans	Via Delta Air Lines Route	" Ar	.....	.....	–	.....	6.07	11.27	.....	–	–	.....	–	.....	.....	–
New Orleans		" Lv	.....	.....	–	.....	D6.35	.....	.....	–	–	.....	–	.....	.....	–
Birmingham		CST Ar	.....	.....	–	.....	7.55	.....	.....	–	–	.....	–	.....	.....	9.10
Atlanta		EST Ar	.....	.....	–	.....	9.56	.....	.....	11.05	–	.....	–	.....	.....	11.11
New Orleans		CST Ar	.....	.....	6.23	.....	.....	.....	.....	.....	8.48	.....	8.58	.....	.....	.....
New Orleans	Via National Airlines Route	CST Lv	.....	.....	D6.50	.....	.....	.....	.....	.....	9.25	.....	9.40	.....	.....	.....
Tampa		EST Ar	.....	.....	9.45	.....	.....	.....	.....	.....	12.20	.....	L1235	.....	.....	.....
Miami		EST Ar	.....	.....	11.04	.....	.....	.....	.....	.....	1.39	.....	1.54	.....	.....	.....
			pm	pm	pm	pm	pm	pm	pm	am	pm	am	pm	am	am	am

NONSTOPS Between CHICAGO and DALLAS/FT. WORTH

TABLE 12

DC-7 23	DC-7 71	DC-6 Aircoach 691	DC-6 159			DC-6 Aircoach 690	DC-7 26	DC-7 22	DC-6 158
pm	pm	pm	am	Read Down	Read Up	am	pm	pm	pm
D6.30	D5.15	P1130	L9.45	Lv Chicago (Midway)	CST Ar	10.15	12.05	3.10	7.45
9.35	8.20	–	1.10	Ar Dallas	" Lv	P7.00	9.20	L1225	D4.30
10.15	8.55	2.55	.....	Ar Ft. Worth	CST Lv	P6.25	.....	11.45	.....
pm	pm	pm	pm			am	am	am	pm

From CALIFORNIA to ARIZONA • LOS ANGELES-SAN DIEGO

TABLE 13

			114	202	Air-coach 622	DC-7 36	166	954	112	212	910	Air-coach 606	908	Air-coach 660
			am	am	am	am	am	pm	pm	pm	am	pm	pm	pm
San Francisco		PST Lv	.....	.....	.....	.....	.....	L1240	.....	.....	8.45	.....	.....	.....
San Diego		" Lv	.....	.....	.....	.....	7.15	–	.....	.....	–	.....	.....	.....
Los Angeles (International Airport)		" Lv	7.15	B7.20	7.20	B7.55	B8.40	–	1.40	4.25	–	8.55	11.05	11.30
San Diego		" Ar	7.55	–	8.00	–	–	–	–	5.05	–	9.35	11.45	12.10
San Diego		PST Lv	B8.15	–	8.20	–	–	–	–	D5.25	–	9.55	.....	.....
Phoenix		MST Ar	–	9.55	10.45	10.25	11.15	4.15	–	7.50	12.20	12.20	.....	.....
Tucson		" Ar	10.50	10.50	.....	.....	.....	.....	4.35	8.50	1.20	1.25	.....	.....
Bisbee/Douglas		MST Ar	.....	.....	.....	.....	.....	.....	.....	9.45	.....	.....	.....	.....
			am	am	am	am	am	pm	pm	pm	am	am	pm	am

DC-6 EQUIPMENT UNLESS OTHERWISE SHOWN

ALL FLIGHTS DAILY EXCEPT AS NOTED

FOR EXPLANATION OF REFERENCE MARKS SEE PAGE 41

FOR LUXURY FLY *Mercury*

FOR YOUR CONVENIENCE, Arrivals and Departures are shown in LOCAL TIME as observed in each city.

AMERICAN AIRLINES

AMERICAN AIRLINES

FOR YOUR CONVENIENCE, Arrivals and Departures are shown in LOCAL TIME as observed in each city.

NONSTOP SERVICE WESTBOUND

For Additional Local and Connecting Services See Table 8

★ NEW YORK EVERY HOUR ON THE HOUR CHICAGO ★

TABLE 14

			DC-7	DC-6	DC-6 Aircoach	DC-6	DC-7	DC-6	DC-6 Aircoach
			31	203	609	217	37	223	615
			am	am	am	Noon	pm	pm	pm
New York (LaGuardia)	EST	Lv	.....	L1000	P1100	L1200	.....	2.00	3.00
New York (N. Y. Int'l.)	"	Lv	S9.00	–	–	–	L1.00	–	–
New York (Newark)	EST	Lv	–	–	–	–	–	–	–
Chicago (O'Hare Field)	CST	Ar	–	–	–	–	–	–	–
Chicago (Midway)	CST	Ar	11.00	12.25	1.25	2.25	3.00	4.25	5.25
			am	pm	pm	pm	pm	pm	pm

			DC-6 x	DC-7	DC-6	DC-6 x	DC-6	DC-6 Aircoach	DC-6
			191	23	235	193	295	619	247
			pm	pm	pm	pm	pm	pm	pm
New York (LaGuardia)	EST	Lv	D4.00 Ex. Sa.	.....	.....	D4.00 Ex. Sa.	D6.00	7.00	8.00 Ex. Sa.
New York (N. Y. Int'l.)	"	Lv	–	D4.00	.....	–	–	–	–
New York (Newark)	EST	Lv	The Captain's Flagship (‡)	–	D5.00 Ex. Sa.	The Captain's Flagship (‡)	–	–	–
Chicago (O'Hare Field)	CST	Ar	–	–	–	–	–	–	10.25
Chicago (Midway)	CST	Ar	6.25	6.00	7.20	7.25	8.25	9.25	.....
			pm	pm	pm	pm	pm	pm	pm

★ NEW YORK to DETROIT ★

TABLE 15

			DC-6	DC-6	DC-6	DC-6	DC-6 x	DC-6	DC-6	DC-6 Aircoach
			133	121	135	123	197	139	129	621
			am	am	pm	pm	pm	pm	pm	pm
New York (LaGuardia)	EST	Lv	B8.00	L1055	1.25	2.30	D4.30	D6.35	8.45	9.20
New York (N. Y. Int'l.)	"	Lv	Ex. Su.	Ex. Su.	–	–	The Captain's Flagship (‡)	Ex. Sa.	Ex. Sa.	–
New York (Newark)	"	Lv	–	–	–	–		–	–	–
Detroit/Windsor (Willow Run)	EST	Ar	10.30	1.25	3.55	5.00	7.00	9.05	11.15	11.50
			am	pm	pm	pm	pm	pm	pm	pm

★ DETROIT to CHICAGO ★

TABLE 16

				DC-7	DC-6	DC-7 Aircoach					DC-6
			715	47	291	665	759	727	723	767	135
			am	am	am	am	am	pm	pm	pm	pm
Detroit/Windsor (Willow Run)	EST	Lv	B7.05 Ex. Su.	S9.10	9.40 Ex. Sa. & Su.	10.35	L1135 Ex. Su.	L1205	L1.00	3.50	4.25 Sat. Only
Chicago (O'Hare Field)	CST	Ar	7.25	The Mercury		–	11.55	–	1.20	–	
Chicago (Midway)	CST	Ar	.....	9.20	9.55	10.45	.....	12.25	.....	4.10	4.40
			am	am	am	am	am	pm	pm	pm	pm

			743	327	781	769	761	DC-6 139	735	753	DC-6 Aircoach 621
			pm	pm	pm	pm	pm	pm	pm	pm	am
Detroit/Windsor (Willow Run)	EST	Lv	4.55	D5.30	D6.25	7.45	8.35	9.25	9.35	11.53	12.10
Chicago (O'Hare Field)	CST	Ar	5.15 Ex. Sa.	–	6.45	–	8.55 Ex. Sa.	– Ex. Sa.	9.55	– Ex. Sa	–
Chicago (Midway)	CST	Ar	.....	5.50	.....	8.05	.....	9.40	.....	12.13	12.25
			pm	pm	pm	pm	pm	pm	pm	am	am

NOW fly The ROYAL COACHMAN between DETROIT and LOS ANGELES
FASTEST AIRCOACH SERVICE

Leave when you like . . .
There's an AMERICAN AIRLINES flight ready when you are

CONSULT AMERICAN AIRLINES FOR SERVICE DURING THE CHRISTMAS AND NEW YEARS HOLIDAY PERIODS.

NONSTOP SERVICE EASTBOUND

For Additional Local and Connecting Services See Table 8

★ CHICAGO EVERY HOUR ON THE HOUR NEW YORK ★

TABLE 14

			DC-7	DC-6 Aircoach	DC-6	DC-6	DC-6	DC-6	DC-6	DC-6	DC-6	DC-6 Aircoach
			28	606	214	220	224	216	216	228	222	614
			am	am	am	am	am	Noon	Noon	pm	pm	pm
Chicago (Midway)	CST	Lv	B8.00	P8.30	.....	L1000	L1100	L1200	L1200	L1.00	2.00	3.00
Chicago (O'Hare Field)	CST	Lv	–	–	9.00	–	–	Ex. Sa.	–	–	–	–
New York (Newark)	EST	Ar	–	–	Ex. Su.	Ex. Su.	Ex. Su.	3.40	Sat. Only	–	–	–
New York (N. Y. International)	"	Ar	11.25	–	–	–	–	.....	–	–	–	–
New York (LaGuardia)	EST	Ar	.....	12.15	12.45	1.45	2.45	.....	3.45	4.45	5.45	6.45
			am	pm	pm	pm	pm	pm	pm	pm	pm	pm

			DC-6 x	DC-7	DC-6 x	DC-7	DC-6 Aircoach	DC-6	DC-6
			192	32	194	36	622	226	242
			pm	pm	pm	pm	pm	pm	pm
Chicago (Midway)	CST	Lv	D4.00 Ex. Sa.	D4.00	D4.00 Ex. Sa.	D5.00	P6.00	D7.00	10.00
Chicago (O'Hare Field)	CST	Lv	–	–	–	–	–	–	Ex. Sa. & Su.
New York (Newark)	EST	Ar	The Captain's Flagship (‡)	–	The Captain's Flagship (‡)	–	–	–	–
New York (N. Y. International)	"	Ar	7.25		8.25		–	–	–
New York (LaGuardia)	EST	Ar	7.45	.....	8.45	.....	9.45	10.45	1.45
			pm	pm	pm	pm	pm	pm	am

★ DETROIT to NEW YORK ★

TABLE 15

			DC-6	DC-6	DC-6	DC-6	DC-6 x	DC-6	DC-6 Aircoach
			120	210	136	122	198	132	608
			am	am	pm	pm	pm	pm	pm
Detroit/Windsor (Willow Run)	EST	Lv	9.00	L1115	L1215	2.10	D5.00	D6.00	8.45
New York (Newark)	"	Ar	–	–	–	–	The Captain's Flagship (‡)	–	–
New York (N. Y. International)	"	Ar	Ex. Su.	–	–	Ex. Sa.		Ex. Sa.	–
New York (LaGuardia)	EST	Ar	11.05	1.20	2.20	4.15	7.05	8.05	10.50
			am	pm	pm	pm	pm	pm	pm

★ CHICAGO to DETROIT ★

TABLE 16

			DC-7 Aircoach							
			686	756	778	702	704	760	744	710
			am	am	am	am	am	am	pm	pm
Chicago (Midway)	CST	Lv	7.00	Ex. Su.	B8.00	9.10	.....	10.45	L1.00	2.15
Chicago (O'Hare Field)	CST	Lv	–	B7.15	–	–	9.50	–	–	–
Detroit/Windsor (Willow Run)	EST	Ar	9.05	9.30	10.15	11.25	12.05	1.00	3.15	4.30
			am	am	am	am	pm	pm	pm	pm

			730	484	716	708	DC-6 Aircoach 608	426	DC-7 52	DC-6 158	DC-7 48	486
			pm	pm	pm	pm	pm	pm	pm	pm	pm	pm
Chicago (Midway)	CST	Lv	Ex. Sa.	4.15	D5.40	.....	P6.10	D6.30	D7.00 Sat. Only	8.15	9.45 Ex. Sa.	..... Ex. Sa.
Chicago (O'Hare Field)	CST	Lv	2.45	–	– Ex. Sa.	D6.00	–	Ex. Sa.		Ex. Sa.	The Mercury	10.10
Detroit/Windsor (Willow Run)	EST	Ar	5.00	6.30	7.55	8.15	8.20	8.45	9.05	10.25	11.50	12.25
			pm	pm	pm	pm	pm	pm	pm	pm	pm	am

ALL FLIGHTS DAILY EXCEPT AS NOTED

FOR EXPLANATION OF REFERENCE MARKS SEE PAGE 41

ONLY AMERICAN OFFERS
NONSTOP SERVICE EVERY HOUR ON THE HOUR
between NEW YORK and CHICAGO from 9 a. m. to 8 p. m.

AMERICAN AIRLINES

FOR YOUR CONVENIENCE, Arrivals and Departures are shown in LOCAL TIME as observed in each city.

AMERICAN AIRLINES

FOR YOUR CONVENIENCE, Arrivals and Departures are shown in LOCAL TIME as observed in each city.

For Additional Local and Connecting Services See Table 8

★ NEW YORK to BUFFALO NONSTOPS ★

TABLE 17

			DC-6	DC-6				DC-6	DC-6 Aircoach			
			283	153	789	781	721	109	2367	367	739	711
			am	am	pm	pm	pm	pm	pm	pm	pm	pm
New York (LaGuardia)	EST	Lv	B8.20	10.00	.....	2.50	3.50	4.25	4.25	.....	D6.15	.....
New York (N. Y. Int'l.)	"	Lv	Ex. Su.	–	.....	–	Ex. Sa.	Sat. Only	Fri. Only	Ex. Sa.	–	Ex. Sa.
New York (Newark)	"	Lv	–	–	L1.00	–	–	–	–	D5.30	–	D7.15
Buffalo	EST	Ar	9.55	11.35	2.43	4.33	5.33	6.00	6.00	7.13	7.58	8.58
			am	pm	pm	pm	pm	pm	pm	pm	pm	pm

AMERICAN HAS THE FASTEST SERVICE BETWEEN DALLAS AND LOS ANGELES

★ BUFFALO to DETROIT and CHICAGO ★

TABLE 18

			DC-6				DC-6 Aircoach					
			159	759	731	723	601	767				
			am	am	am	am	pm	pm				
Buffalo	EST	Lv	B8.00	9.55	10.05	L1120	P1255	2.10				
Detroit/Windsor (Willow Run)	EST	Ar	–	L1123	–	ⓓ1248	–	3.38				
Chicago (O'Hare Field)	CST	Ar	–	11.55	–	1.20	–	–				
Chicago (Midway)	CST	Ar	9.15	.....	11.35	.....	2.10	4.10				
			am	am	am	pm	pm	pm				

			743	781	717	761	735	753				
			pm	pm	pm	pm	pm	pm				
Buffalo	EST	Lv	3.10	4.45	D5.30	D6.55	7.55	10.10				
Detroit/Windsor (Willow Run)	EST	Ar	4.38	D6.13	–	8.23	9.23	11.38				
Chicago (O'Hare Field)	CST	Ar	5.15 Ex. Sa.	6.45	– Ex. Sa.	8.55 Ex. Sa.	9.55	– Ex. Sa.				
Chicago (Midway)	CST	Ar	.....	.....	7.00	.....	.....	12.13				
			pm	pm	pm	pm	pm	am				

ONLY AMERICAN GIVES YOU 4-ENGINE DC-6 NONSTOP SERVICE BETWEEN TORONTO AND NEW YORK

—

FOR PRESSURIZED CABIN COMFORT WITH A SEPARATE LOUNGE FOR YOUR PLEASURE, FLY AMERICAN TO TORONTO

See Table 9B

★ NEW YORK to SYRACUSE and ROCHESTER ★

TABLE 19

			731	DC-6 ⊛ 281	727	771	799	327	773	787
			am	am	am	am	am	pm	pm	pm
New York (LaGuardia)	EST	Lv	.....	S7.55	B8.25	10.15	L1130	1.20	1.55 Ex. Sa.	1.55 Sat. Only
New York (N. Y. Int'l.)	"	Lv	Ex. Su.	Ex. Sa. & Su.	–	–	–	–	–	
New York (Newark)	"	Lv	B7.05	–	–	–	–	–	Via Albany	Via Albany
Syracuse	"	Ar	8.27	9.10	–	11.37	12.52	2.42	3.49	3.49
Rochester, N. Y.	EST	Ar	9.11	.....	10.00	.....	1.39	3.26	4.34	4.34
			am	am	am	am	pm	pm	pm	pm

			793	761	797	725	389	380	DC-6 287		
			pm	pm	pm	pm	pm	pm	pm		
New York (LaGuardia)	EST	Lv	.....	4.30	D5.10 Ex. Sa.	..... Ex. Sa.	7.30	.....	9.55 Ex. Sa.		
New York (N. Y. Int'l.)	"	Lv	.....	–	–	–	–	8.05	–		
New York (Newark)	"	Lv	3.40	–	–	D7.25	–	Via Albany	–		
Syracuse	"	Ar	5.02	–	6.32	8.47	–	10.04	11.10		
Rochester, N. Y.	EST	Ar	.....	6.05	7.16	.....	9.05	10.48	.....		
			pm	pm	pm	pm	pm	pm	pm		

AMERICAN AIRLINES carries more passengers than any airline in the world

AMERICAN AIRLINES

FOR YOUR CONVENIENCE, Arrivals and Departures are shown in LOCAL TIME as observed in each city.

For Additional Local and Connecting Services See Table 8

★ BUFFALO to NEW YORK NONSTOPS ★

TABLE 17

			DC-6		DC-6						DC-6 Aircoach			
			282	758	284	722	482	792	710	730	2742	742	740	
			am	am	am	pm	pm	pm	pm	pm	pm	pm	pm	
Buffalo	EST	Lv	B7.30	10.00	L1130	L1230	4.05	5.00	D6.10	D6.40	6.45	8.45	9.25	
New York (Newark)	"	Ar	– Ex. Su.	– Ex. Su.	–	– Ex. Sa.	5.40	–	–	8.15 Ex. Sa.	– Fri. Only	–	– Ex. Sa.	
New York (N. Y. International)	"	Ar	–	–	–	–	.....	–	–	.....	–	–	–	
New York (LaGuardia)	EST	Ar	8.55	11.35	12.55	2.05	.....	6.35	7.45	.....	8.10	10.20	11.00	
			am	am	pm	pm	pm	pm	pm	pm	pm	pm	pm	

AMERICAN HAS THE MOST FREQUENT SERVICE BETWEEN BUFFALO AND NEW YORK

★ CHICAGO and DETROIT to BUFFALO ★

TABLE 18

			756	778	DC-6 Aircoach 602	704	760	432	744	
			am	am	am	am	am	pm	pm	
Chicago (Midway)	CST	Lv	..... Ex. Su.	B8.00	8.40	.....	10.45	L1215	L1.00	
Chicago (O'Hare Field)	CST	Lv	B7.15	–	–	9.50	–	–	–	
Detroit/Windsor (Willow Run)	EST	Lv	9.40	10.30	–	L1215	L1.10	–	3.30	
Buffalo	EST	Ar	11.00	11.50	11.40	1.35	2.30	3.29	4.50	
			am	am	am	pm	pm	pm	pm	

			710	730	484	716	DC-6 294	426	DC-6 158	
			pm	pm	pm	pm	pm	pm	pm	
Chicago (Midway)	CST	Lv	2.15	.....	4.15	D5.40	D6.00	D6.30	8.15	
Chicago (O'Hare Field)	CST	Lv	–	2.45 Ex. Sa.	–	– Ex. Sa.	–	– Ex. Sa.	– Ex. Sa.	
Detroit/Windsor (Willow Run)	EST	Lv	4.40	5.10	D6.40	8.10	–	9.00	10.45	
Buffalo	EST	Ar	6.00	6.30	8.00	9.30	9.00	10.20	11.55	
			pm	pm	pm	pm	pm	pm	pm	

AMERICAN AIRLINES carries more air cargo than any airline in the world

★ ROCHESTER and SYRACUSE to NEW YORK ★

TABLE 19

			766	770	712	DC-6 ⊛ 248	762	732	580			
			am	am	am	am	am	pm	pm			
Rochester, N. Y.	EST	Lv	B7.15	.....	8.37	.....	10.02	.....	L1217			
Syracuse	"	Lv	–	B7.20	9.19	9.50	10.44	L1230	–			
New York (Newark)	"	Ar	– Ex. Su.	– Ex. Su.	– Sa. & Su. Only	Ex. Sa. & Su.	11.59 Ex. Su.	1.45 Ex. Sa. & Su.	1.42			
New York (N. Y. International)	"	Ar	–	–			.....		.....			
New York (LaGuardia)	EST	Ar	8.40	8.35	10.34	11.00	.....	.....	.....			
			am	am	am	am	am	pm	pm			

			700	702	582	432	794	744	586	588	484	
			pm	pm	pm	pm	pm	pm	pm	pm	pm	
Rochester, N. Y.	EST	Lv	.....	1.22	2.28	.....	.....	D5.40	D6.42	6.45	8.52	
Syracuse	"	Lv	L1230	2.05	3.10	4.40	D5.30	–	–	t7.30	9.35	
New York (Newark)	"	Ar	– Sa. & Su. Only	–	–	5.55	–	–	– Ex. Sa.	– Ex. Sa.	–	
New York (N. Y. International)	"	Ar		–	–	.....	–	–	–	–	–	
New York (LaGuardia)	EST	Ar	1.45	3.20	4.25	.....	6.45	7.05	8.07	8.45	10.50	
			pm	pm	pm	pm	pm	pm	pm	pm	pm	

Progressive Industry Uses America's Largest Air Cargo Service . . . *American Airlines* Airfreight

ALL FLIGHTS DAILY EXCEPT AS NOTED

FOR EXPLANATION OF REFERENCE MARKS SEE PAGE 41

AMERICAN AIRLINES

FOR YOUR CONVENIENCE, Arrivals and Departures are shown in LOCAL TIME as observed in each city.

BOSTON to PHILADELPHIA and WASHINGTON

For complete service Philadelphia-Washington see Table 28

TABLE 20

			DC-6 Air-coach 653-345			DC-6	DC-6 ⊛ 251-467	DC-6 ⊛ 253-DC-6 201	DC-6 ⊛ 255	317-419	379	DC-6 ⊛ 257-DC-6 117	329	DC-6 ⊛ 259	DC-6 ⊛ 261-279	761-569	DC-6 ⊛ 263-537	325	375	DC-6 ⊛ 267	DC-6 Air-coach 635-297	DC-6 Air-coach 635-211	DC-6 ⊛ 269-655
			am			am	am	am	am	am	am	Noon	pm	pm	pm	pm	pm	pm	pm	pm	pm	pm	pm
Boston	EST	Lv	7.00	B7.30	B7.45	S8.00	S8.00	9.00	10.00	11.00	L1145	12.00	L1230	1.00	2.00	3.00	4.00	4.25	D5.30	6.00	7.00	7.00	8.00
New York (LaGuardia)	"	Lv	8.30	Ex. Fr. Sa. Su.	– Ex. Su.	9.30 Ex. Su.	9.40 Ex. Su.	10.40 Ex. Sa.	S11.35 Ex. Su.	L1230 Ex. Sa.	–	1.35	Non-stop	2.30 Ex. Sa.	4.10	4.55 Ex. Sa.	D5.40 Ex. Sa.	–	Ex. Sa. Non-stop	7.30 Ex. Sa.	8.50 Ex. Sa.	9.20	9.35
New York (N. Y. Int'l.)	"	Lv	–	Non-stop	–	–	–	–	–	–	–	–		–	–	–	–	D6.08		7.10	–	–	Air-coach
Philadelphia	"	Ar	–		9.28	–	10.26	–	–	–	1.28	2.28		2.55	5.30	6.20	7.05	7.10	7.50	8.50	10.10	10.05	–
Washington	EST	Ar	9.55 am	9.50 am	..... am	10.50 am	..... am	12.00 Noon	12.55 pm	1.55 pm	2.28 pm	2.55 pm	2.50 pm	3.50 pm	5.30 pm	6.20 pm	7.05 pm	7.10 pm	7.50 pm	8.50 pm	10.10 pm	..... pm	10.55 pm

PROVIDENCE to NEW YORK and WASHINGTON

For complete service New York-Washington see Table 23

TABLE 21

			345 Ex. Su.	321 Ex. Sa. & Su.	567	327 Ex. Su.	357	403	DC-6 245 ⊛	355 Ex. Sa.
			am	am	am	Noon	pm	pm	pm	pm
Providence	EST	Lv	S7.05	8.40	10.35	12.00	2.00	5.20	8.40	11.35
New York (LaGuardia)	EST	Ar	8.03	9.38	11.33	12.58	2.58	6.18	9.35	1.09
			↓ 345 Ex. Fr. Sa. Su.	DC-6 201	↓ 567	DC-6 117	DC-6 279 ⊛	↓ 403 Ex. Sa.		Via Hartford
New York (LaGuardia)	EST	Lv	8.30	10.40	L1150 Via Balt.	1.35	4.10	D6.40	.....	.....
Washington	EST	Ar	9.55 am	12.00 Noon	1.37 pm	2.55 pm	5.30 pm	8.05 pm	..... pm	..... am

YOU
"LEAVE WHEN YOU LIKE"
FOR *AMERICAN* HAS
THE MOST SERVICE
Between Boston and Washington

HARTFORD / SPRINGFIELD to NEW YORK and WASHINGTON

For complete service New York-Washington see Table 23

TABLE 22

			301 Ex. Su.	315	323	721 Ex. Sa.	407	351	353 Ex. Sa.	355 Ex. Su.
			am	am	pm	pm	pm	pm	pm	am
Hartford Springf'ld, Mass.	EST	Lv	S7.45	10.25	12.35	2.40	4.50	7.55	10.40	12.23
New York (N. Y. Int'l.)	"	Ar	8.31	–	–	–	–	–	–	–
New York (LaGuardia)	EST	Ar		11.11	1.21	3.26	5.36	8.41	11.26	1.09
			↓ 301 Ex. Sa. & Su.	DC-6 ⊛ 255	DC-6 ⊛ 259 Ex. Sa.	DC-6 ⊛ 279	↓ 407	337 Ex. Sa.		
New York (LaGuardia)	EST	Lv	.....	S1135	2.30	4.10	D5.55	9.20	.....	
New York (N. Y. Int'l.)	"	Lv	8.45	– Via. Balt	–	–	–	–	.....	
Washington	EST	Ar	10.10 am	12.55 pm	3.50 pm	5.30 pm	7.20 pm	10.45 pm	..... am	am

FLY AMERICAN
THEN RENT-A-CAR
HERTZ-AVIS NATIONAL
Rent a car when you make your plane reservation. Have a car awaiting your arrival at destination.

NEW YORK-WASHINGTON — *NONSTOPS*

TABLE 23

			401	405	345	301	DC-6 ⊛ 251	DC-6 201	DC-6 ⊛ 255	419	417	DC-6 117	DC-6 ⊛ 259
			am	am	am	am	am	am	am	pm	pm	pm	pm
New York (LaGuardia)	EST	Lv	B7.00	B7.25	8.30	.....	9.30	10.40	S1135	L1230	L1.00	1.35	2.30
New York (N. Y. Int'l.)	"	Lv	Ex. Su.	–	Ex. Fr. Sa. & Su.	8.45 Ex. Sa. & Su.	–	–	–	–	–	–	Ex. Sa.
New York (Newark)	"	Lv	–	–	–	–	–	–	–	–	–	–	–
Washington	EST	Ar	8.25 am	8.50 am	9.55 am	10.10 am	10.50 am	12.00 Noon	12.55 pm	1.55 pm	2.25 pm	2.55 pm	3.50 pm

			DC-6 ⊛ 279	569	DC-6 119	537	407	403	DC-6 ⊛ 267	DC-6 657 Aircoach	297	337	DC-6 655 Aircoach
			pm	pm	pm	pm	pm	pm	pm	pm	pm	pm	pm
New York (LaGuardia)	EST	Lv	4.10	4.55	5.30	D5.40	D5.55	D6.40	7.30	7.55	8.50	9.20	9.35
New York (N. Y. Int'l.)	"	Lv	–	–	– Ex. Sa.	– Ex. Sa.	–	– Ex. Sa.	– Ex. Sa.	–	– Ex. Sa.	– Ex. Sa.	–
New York (Newark)	"	Lv	–	–	–	–	–	–	–	–	–	–	–
Washington	EST	Ar	5.30 pm	6.20 pm	6.50 pm	7.05 pm	7.20 pm	8.05 pm	8.50 pm	9.15 pm	10.10 pm	10.45 pm	10.55 pm

AMERICAN AIRLINES

FOR YOUR CONVENIENCE, Arrivals and Departures are shown in LOCAL TIME as observed in each city.

WASHINGTON and PHILADELPHIA to BOSTON

For complete service Washington-Philadelphia see Table 28

TABLE 20

			DC-6 112-DC-6 ⊛ 250	500-Air-coach 658	392	334	410-DC-6 ⊛ 254	378	378	330	338	DC-6 ⊛ 258	DC-6 ⊛ 272-⊛ 262	DC-6 Air-coach 650-634	DC-6 208-DC-6 ⊛ 264	324	DC-6 ⊛ 266	376	DC-6 ⊛ 268	532	402-DC-6 ⊛ 270	DC-6 154-⊛ 390	DC-6 202-312
			am	am	am	am	am	am	am	am	pm	pm	pm	pm	pm	pm	pm	pm	pm	pm	pm	pm	pm
Washington	EST	Lv	S5.10	B7.05	B7.30	B7.45	9.10	.....	11.05	11.10	L1210	S12.10	2.00	2.20	3.30	3.55	5.10	D5.30	S6.10	7.55	.....	9.00	10.35
Philadelphia	"	Lv	–	–		8.50	–	L1205	L1205	Ex. Sa.	Ex. Su.	–	–	–	–	D500	–	↓	–	Ex Sa	8.23	–	Ex. Sa.
New York (N. Y. Int'l.)	"	Lv	–	Ex. Fr. Sa. Su.	Ex. Fr. Sa. & Su.	Ex. Su.	Ex. Sa. & Su	Ex. Su.	Sun. Only	–	Non-stop	–	–	–	–	–	Ex. Sa.	Ex. Sa.	–	Non-stop	–	–	–
New York (LaGuardia)	"	Lv	S7.45 Ex. Su.	8.45	Non-stop	–	10.45	–		12.45	↓	1.45	3.45	4.45	5.45	–	6.45	Non-stop	7.45	↓	9.45	11.20	1.45
Boston	EST	Ar	8.45 am	9.45 am	9.32 am	10.24 am	11.45 am	1.39 pm	1.39 pm	1.50 pm	2.12 pm	2.45 pm	4.45 pm	5.45 pm	6.45 pm	6.34 pm	7.45 pm	7.32 pm	8.45 pm	9.57 pm	10.45 pm	12.50 am	2.50 am

WASHINGTON and NEW YORK to PROVIDENCE

For complete service Washington-New York see Table 23

TABLE 21

			500 Ex. Fr. Sa. & Su.	308 Ex. Sa.	578 Ex. Su.	DC-6 272 ⊛	DC-6 ⊛266 Ex. Sa.	570 Ex. Sa.	DC-6 154 Ex. Sa.	DC-6 154 Sa. Only
			am	am	am	pm	pm	pm	pm	pm
Washington	EST	Lv	B7.05	8.30	10.30	2.00	5.10	7.30	9.00	9.00
New York (LaGuardia)	EST	Ar	8.20	9.45	11.45	3.10	6.20	8.45	10.10	10.10
			316 Ex. Sa. & Su.	542	302 Ex. Su.	362	514	DC-6 246 ⊛	328 Ex. Sa.	390 Ex. Sa.	342 Sat. Only
New York (LaGuardia)	EST	Lv	S7.05	8.55	10.30	12.30	3.40	6.50	9.45	11.20	11.45
Providence	EST	Ar	8.00 am	9.50 am	11.25 am	1.25 pm	4.35 pm	7.40 pm	10.40 pm	12.15 am	Via Hartf. 1.10 am

AMERICAN HAS THE
fastest - most frequent
Nonstop Service
BETWEEN
ST. LOUIS
AND
CLEVELAND

WASHINGTON and NEW YORK to HARTFORD / SPRINGFIELD

For complete service Washington-New York see Table 23

TABLE 22

			DC-6 274 ⊛ Ex. Su.	410 Ex. Su.	330 Ex. Sa.	414 Ex. Su.	314	570 Ex. Sa.	DC-6 154
			am	am	am	pm	pm	pm	pm
Washington	EST	Lv	S7.30	9.10	11.10	1.15	4.45	7.30	9.00
New York (LaGuardia)	EST	Ar	8.40	10.25	12.25	2.54	6.00	8.45	10.10
			336 Ex. Su.	524	350	348 Ex. Su.	Via Baltimore ↓ 414	↓ 314	304 Ex. Sa.	342
New York (LaGuardia)	EST	Lv	S6.15	9.15	11.15	1.10	3.15	6.20	9.15	11.45
Hartford Springf'ld, Mass.	EST	Ar	6.58 am	9.58 am	11.58 am	1.53 pm	3.58 pm	7.03 pm	9.58 pm	12.28 am

For Your Convenience
There's a handy
QUICK REFERENCE INDEX
On Pages 2 and 3

WASHINGTON-NEW YORK — *NONSTOPS*

TABLE 23

			DC-6 112	500	DC-6 ⊛ 274	308	410	578	330	DC-6 ⊛ 258	DC-6 ⊛ 272	DC-6 Aircoach 650	566
			am	am	am	am	am	am	am	pm	pm	pm	pm
Washington	EST	Lv	S5.10	B7.05	S7.30	8.30	9.10	10.30	11.10	S1210	2.00	2.20	2.30
New York (Newark)	"	Ar	–	–	–	–	–	–	–	–	–	–	–
New York (N. Y. Int'l.)	"	Ar	–	Ex. Fr. Sa. & Su.	Ex. Su.	Ex. Sa.	Ex. Su.	Ex. Su.	Ex. Sa.	–	–	–	–
New York (LaGuardia)	EST	Ar	6.20 am	8.20 am	8.40 am	9.45 am	10.25 am	11.45 am	12.25 pm	1.20 pm	3.10 pm	3.30 pm	3.45 pm

			DC-6 208	DC-6 182	314	DC-6 ⊛ 266	DC-6 ⊛ 268	570	406	DC-7 42	154	DC-6 Aircoach 654	DC-6 202
			pm	pm	pm	pm	pm	pm	pm	pm	pm	pm	pm
Washington	EST	Lv	3.30	4.20	4.45	5.10	S6.10	7.30	8.20	8.45	9.00	10.20	10.35
New York (Newark)	"	Ar	–	– Ex. Sa.	–	– Ex. Sa.	–	– Ex. Sa.	–	9.45	–	–	–
New York (N. Y. Int'l.)	"	Ar	–	–	–	–	–	–	–	.....	–	–	–
New York (LaGuardia)	EST	Ar	4.40 pm	5.30 pm	6.00 pm	6.20 pm	7.20 pm	8.45 pm	9.35 pm	..... pm	10.10 pm	11.30 pm	11.45 pm

ALL FLIGHTS DAILY EXCEPT AS NOTED

FOR EXPLANATION OF REFERENCE MARKS SEE PAGE 41

CONSULT AMERICAN AIRLINES FOR SERVICE DURING THE CHRISTMAS AND NEW YEARS HOLIDAY PERIODS.

AMERICAN AIRLINES

FOR YOUR CONVENIENCE, Arrivals and Departures are shown in LOCAL TIME as observed in each city.

BOSTON-NEW YORK — NONSTOPS

TABLE 24

			DC-6 653 Aircoach	DC-6 ⊛ 251	DC-7 93	DC-6 ⊛ 253	DC-6 ⊛ 255	317	DC-6 ⊛ 257	DC-6 ⊛ 259	DC-6 ⊛ 261	761	DC-6 659 Aircoach
			am	am	am	am	am	am	Noon	pm	pm	pm	pm
Boston	EST	Lv	7.00	S8.00	8.30	9.00	10.00	11.00	12.00	1.00	2.00	3.00	3.15
New York (Newark)	"	Ar	– Ex. Su.	– Ex. Su.	– Ex. Su.	– Ex. Sa.	– Ex. Su.	– Ex. Sa.	–	–	–	– Ex. Sa.	–
New York (N. Y. Int'l.)	"	Ar	–	–	9.35	–	–	–	–	–	–	–	–
New York (LaGuardia)	EST	Ar	8.05	9.05	.....	10.05	11.05	12.10	1.05	2.05	3.05	4.10	4.20
			am	am	am	am	am	pm	pm	pm	pm	pm	pm

			DC-6 ⊛ 263	DC-6 ⊛ 265	DC-6 ⊛ 267	DC-6 635 Aircoach	311	DC-6 ⊛ 269	DC-6 ⊛ 271	359	377
			pm	pm	pm	pm	pm	pm	pm	pm	pm
Boston	EST	Lv	4.00	5.00	6.00	7.00	7.15	8.00	9.00	10.00	11.50
New York (Newark)	"	Ar	–	–	– Ex. Sa.	–	8.30 Ex. Sa.	–	– Ex. Sa.	–	– Ex. Sa.
New York (N. Y. Int'l.)	"	Ar	–	–	–	–	.....	–	–	–	–
New York (LaGuardia)	EST	Ar	5.05	6.05	7.05	8.05	.....	9.05	10.05	11.10	1.00
			pm	pm	pm	pm	pm	pm	pm	pm	am

WASHINGTON - CHICAGO

NEW YORK - WASHINGTON - CINCINNATI - LOUISVILLE - INDIANAPOLIS - CHICAGO and to WEST COAST Connections

TABLE 25

			561		565	DC-6 Ex Su 161	DC-7 Ex Su 43	Ex Sa 573	467	DC-6 Air-coach 641	165	567	DC-7 67	DC-6 Ex Sa 169	Ex Sa 575	DC-6 173	DC-6 163	Ex Sa 569	Sat. Only 569	DC-6 177	DC-6 Ex Sa 175
			am	am	am	am	am	pm	am	am	am	am	pm	pm	pm	pm	pm	pm	pm	pm	pm
New York (LaGuardia)	EST	Lv	.....	.....	B6.35	B8.25	.....	.....	9.40	9.50	L1140	L1150	.....	2.05	.....	3.10	D4.00	4.55	4.55	D6.15	D6.45
Philadelphia	"	Lv	.....	.....	–		.....	.....	10.36			–	.....		.....			–	–		
Baltimore	"	Lv	.....	.....	8.00		.....	.....	–			1.15	.....		.....			–	–		
Washington	"	Ar	.....	.....	8.22		.....	.....	11.26			1.37	.....		.....			6.20	6.20		
Richmond, Va.	"	Lv	.....	.....	.....		.....	.....	E8.35			E1035	E1250		.....			s4.05	s4.05		
Washington	"	Lv	.....	.....	8.35		.....	.....	L1138			1.50	S3.25		.....	Via Co-lumbus See Table 9		D6.35	D6.35		
Elkins	"	Ar	.....	.....	–		.....	.....	–			2.55			.....			–	–		
Elkins	"	Lv	.....	.....	–		.....	.....	–			3.05			.....			–	–		
Parkersburg/Marietta	"	Ar	.....	.....	–		.....	.....	–			3.45			.....			–	–		
Parkersburg/Marietta	"	Lv	.....	.....	–		.....	.....	–			3.55			.....			–	–		
Charleston, W. Va.	"	Ar	.....	.....	10.05		.....	.....	–			4.26			.....			8.05	8.05		
Charleston, W. Va.	"	Lv	.....	.....	10.15		.....	.....	–			4.36			.....			8.15	8.15		
Cincinnati	"	Ar	.....	.....	11.18	◄1110	.....	.....	1.59	12.40	2.30	5.39		4.55	.....		6.50	9.18	9.18		9.35
Cincinnati	EST	Lv	8.00	.....	11.38	.....	d11.45	L1245	2.10	P1.05	2.55	5.50		5.15	D5.20				9.30		10.00
Louisville	CST	Ar	–	.....	p12.07	.....	The Mer-cury	–	–		p5.10	p6.47		4.50	–	6.00	p6.47	p9.32	p9.32	8.20	p9.32
Indianapolis	"	Ar	7.43	.....	11.21	.....	↓	–	1.53		2.35	5.33			–			p9.40	9.13		9.40
Indianapolis	"	Lv	B7.56	.....	L1131	.....		–	2.03			D5.43			–				9.25		10.00
Chicago (O'Hare Field)	"	Ar	–	.....	–	.....		1.17	–	Via St. Louis See Table 9	.....	–	.....		–				10.29	.....	–
Chicago (Midway)	CST	Ar	8.55	.....	12.30	↓	11.55	.....	3.02		.....	6.42	4.55	.....	5.47	.....	.....	.....	.....	.....	10.55
			DC-7	DC-7 Air-coach 665	DC-7 Air-coach 681	DC-7	DC-7	DC-7 Air-coach 689	DC-7		DC-7	DC-7 Air-coach 685	DC-7 67	DC-7 Air-coach 667							
			47			49	43		55		65										
Chicago (Midway)	CST	Lv	L9.45	R▲11.15	R▲11.45	L1225	L1225	K▲2.35	D3.30		D1435	K▲4.45	D5.25	K▲5.35							
Los Angeles (Lockheed Air Term.)	PST	Ar	The Mer-cury 2.00	The Royal Coach-man –	The Royal Coach-man 4.00	The Mer-cury	The Mer-cury S4.40	The Royal Coach-man 6.50	The Mer-cury 7.45		The Mer-cury S8.50	The Royal Coach-man 9.00	The Mer-cury S10.10	The Royal Coach-man 10.20							
Los Angeles (International)	"	Ar																			
Oakland	"	Ar	.....	4.00	.....	↓															
San Francisco	PST	Ar	.....	.....	.....	S5.10	.....	.....	.....		.....	.....	.....	.....							
			pm	pm	pm	pm	pm	pm	pm		pm	pm	pm	pm							

AMERICAN'S NEW DC-6 COMMUTER FLAGSHIP SERVICE BETWEEN BOSTON NEW YORK WASHINGTON BRINGS YOU MORE SEATS AT RUSH HOURS

CONSULT AMERICAN AIRLINES FOR SERVICE DURING THE CHRISTMAS AND NEW YEARS HOLIDAY PERIODS.

NEW YORK - BOSTON — NONSTOPS

TABLE 24

			354	DC-6 ⊛ 250	340	DC-6 658 Aircoach	DC-6 ⊛ 252	DC-6 ⊛ 254	DC-6 ⊛ 256	330	DC-6 ⊛ 258	DC-6 ⊛ 260	DC-6 ⊛ 262
			am	am	am	am	am	am	am	pm	pm	pm	pm
New York (LaGuardia)	EST	Lv	S7.00	S7.45	8.45	8.45	9.45	10.45	11.45	12.45	1.45	2.45	3.45
New York (N. Y. Int'l.)	"	Lv	– Ex. Sa. & Su.	– Ex. Su.	– Su. Only	– Ex. Su.	–	– Ex. Sa. & Su.	–	–	–	–	–
New York (Newark)	"	Lv	–	–	–	–	–	–	–	–	–	–	–
Boston	EST	Ar	8.05	8.45	9.50	9.45	10.45	11.45	12.45	1.50	2.45	3.45	4.45
			am	am	am	am	am	am	pm	pm	pm	pm	pm

			386	DC-6 634 Aircoach	DC-6 ⊛ 264	DC-6 ⊛ 266	DC-6 ⊛ 268	398	DC-7 96	DC-6 ⊛ 270	DC-6 622 Aircoach	312
			pm	pm	pm	pm	pm	pm	pm	pm	pm	am
New York (LaGuardia)	EST	Lv	....	4.45	5.45	6.45	7.45	8.45	.....	9.45	10.15	1.45
New York (N. Y. Int'l.)	"	Lv	.... Ex. Sa.	–	–	– Ex. Sa.	–	– Ex. Sa.	9.25 Ex. Sa.	–	–	– Ex. Su.
New York (Newark)	"	Lv	3.40	–	–	–	–	–	–	–	–	
Boston	EST	Ar	4.50	5.45	6.45	7.45	8.45	9.50	10.25	10.45	11.15	2.50
			pm	pm	pm	pm	pm	pm	pm	pm	pm	am

CHICAGO - WASHINGTON

CHICAGO - INDIANAPOLIS - LOUISVILLE - CINCINNATI - WASHINGTON - NEW YORK and from WEST COAST Connections

TABLE 25

			DC-7 Air-coach 662	DC-7 56	DC-7 Air-coach 686	DC-7 46	DC-7 Air-coach 688	DC-6 Air-coach 642							DC-7 40	DC-7 Aircoach 664	DC-7 Aircoach 680	DC-7 36	DC-7 42	DC-7 44
			pm	pm	pm	pm	pm	am	pm	am	pm	pm	pm	pm	am	am	am	am	am	am
San Francisco	PST	Lv	G▲10.30	.....	.....	S▲11.15	.....	.....	.....	.....	.....	.....	.....	.....	.....	R▲8.00	.....	Via Phoe-nix	L▲9.00	.....
Oakland	"	Lv	–	.....	The	The	The									.....	The	.....	.....	.....
Los Angeles (International)	"	Lv	S▲11.10	G▲11.00	Royal Coach-man	Mer-cury	Royal Coach-man	12.05	.....	.....	.....	.....	.....	.....	S▲8.00	The Royal Coach-man	Royal Coach-man	B▲7.55	The Mer-cury	L▲9.45
Los Angeles (Lockheed Air Term.)	PST	Lv	The Royal Coach-man	The Mer-cury											The Mer-cury			The Mer-cury		The Mer-cury
Chicago (Midway)	CST	Ar	6.15	6.35	6.25	7.00	7.10		.....	.....	.....	.....	.....	.....	L3.25	3.45	→4.05	L4.35	4.45	5.10
			Ex Su 578	DC-7 Ex Su 56	DC-6 162		566	Via St. Louis See Table 9	DC-6 168	DC-6 176	Ex Sa 576	570	DC-6 164	DC-6 Ex Sa 174		DC-6 Ex Sa 170	568	DC-7 42	560	Ex Sa 564
Chicago (Midway)	CST	Lv	.....	B7.05	B7.05	.....	B8.10	9	.....	.....	.....	1.45	.....	.....	.....	.....	4.55	D5.15	.....	8.15
Chicago (O'Hare Field)	"	Lv	.....	↓	–	.....	–		.....	.....	2.00	–	.....	.....	.....	.....	–	↓	D6.50	–
Indianapolis	"	Ar	.....	9.15	8.00	.....	–		.....	.....	–	2.46	.....	.....	.....	.....	5.56	The	7.56	9.16
Indianapolis	"	Lv	.....		8.20	.....	p8.20		.....	.....	–	2.56	3.30	.....	.....	.....	D6.06	Mer-cury	8.06	9.26
Louisville	CST	Lv	.....		p8.05	.....	p8.05		.....	11.50	–	p2.15	p2.15	D5.35	.....	p4.05	p4.05		–	–
Cincinnati	EST	Ar	.....	9.15	9.55	.....	10.33	10.50	.....	1.25	4.28	4.35	5.05	.....	.....	.....	7.45		9.45	11.05
Cincinnati	"	Lv	B7.50	.....	L1020	.....	10.45	P1115	L1245	t1.50	.....	4.50	D5.30	.....	.....	7.35	8.00		.....	.....
Charleston, W. Va.	"	Ar	8.48	.....		.....	11.43				.....	5.48		.....	.....	.....	.....		.....	.....
	"	Lv	8.58	.....		.....	11.53			Via Co-lumbus See Table 9	.....	D5.58		.....	.....	.....	.....		.....	.....
Parkersburg /Marietta	"	Ar	–	.....		.....	12.26				.....	–		.....	.....	.....	.....		.....	.....
	"	Lv	–	.....		.....	L1236				.....	–		.....	.....	.....	.....		.....	.....
Elkins	"	Ar	–	.....		.....	1.15				.....	Daily		.....	.....	.....	.....		.....	.....
Elkins	"	Lv	–	.....		.....	1.25				.....	–		.....	.....	.....	.....		.....	.....
Washington	"	Ar	10.17	.....		.....	2.19				.....	7.17		.....	.....	.....	10.00		.....	.....
Richmond, Va.	"	Ar	E1221	.....		.....	E4.00				.....	s9.02		.....	.....	.....	.....	E1016	.....	.....
Washington	"	Lv	10.30	.....		.....	2.30				.....	7.30		.....	.....	.....	.....	8.45	.....	.....
Baltimore	"	Ar	–	.....		.....	–				.....	–		.....	.....	.....	.....	–	.....	.....
New York (Newark)	"	Ar	–	.....	↓	.....	–	↓	↓	↓	.....	Ex. Sa.	↓	↓	.....	↓	.....	9.45	.....	.....
New York (LaGuardia)	EST	Ar	11.45	.....	12.35	.....	3.45	1.30	3.00	4.55	.....	8.45	7.45	9.10	.....	9.50	.....	.....	.....	.....
			am	am	pm	am	pm	pm	pm	pm	pm	pm	pm	pm	pm	pm	pm	pm	pm	pm

FOR LUXURY FLY THE *Mercury*

ALL FLIGHTS DAILY EXCEPT AS NOTED

FOR EXPLANATION OF REFERENCE MARKS SEE PAGE 41

AMERICAN AIRLINES

FOR YOUR CONVENIENCE, Arrivals and Departures are shown in LOCAL TIME as observed in each city.

AMERICAN AIRLINES

FOR YOUR CONVENIENCE, Arrivals and Departures are shown in LOCAL TIME as observed in each city.

To MEXICO

TABLE 26

			DC-7 15-159	409	DC-6 167	DC-7 87	DC-7 47	DC-6 159	479	715	DC-6 Air-coach 637	DC-7 Air-coach 625	DC-6 Air-coach 691	DC-7 Air-coach 665	703	489	DC-6 207	405	DC-6 153
			am	am	am	am	am	am	am	am	am	am	am	am	am	am	am	pm	am
New York (LaGuardia)	EST	Lv	.....	.....	.....	.....	.....	.....	.....	.....	8.20	.....	.....	.....	.....	.....	.....	.....	10.00
New York (Newark)	"	Lv	B7.20	.....	.....	.....	.....	.....	.....	.....	–	.....	.....	.....	.....	.....	.....	.....	–
New York (N.Y. Int'l.)	"	Lv	–	.....	.....	.....	.....	.....	.....	.....	–	R10.20	.....	.....	.....	.....	10.30	.....	–
Philadelphia	"	Lv	⑧8.20	.....	.....	L1900	.....	.....	.....	.....	9.25	.....	.....	.....	.....	.....	11.30	.....	–
Washington	"	Lv	L9.30	.....	.....	.....	.....	.....	.....	.....	P1040	.....	.....	.....	.....	.....	L1240	.....	–
Buffalo	"	Ar	.....	.....	.....	.....	.....	.....	.....	.....	.....	.....	.....	.....	.....	.....	–	.....	11.35
Buffalo	"	Lv	.....	.....	.....	.....	.....	B8.00	.....	.....	.....	.....	.....	.....	.....	.....	–	.....	L1200
Pittsburgh	"	Lv	.....	.....	B8.45	.....	.....	.....	.....	.....	.....	.....	.....	.....	.....	.....	–	.....	–
Cleveland	"	Lv	.....	.....	–	.....	.....	b8.40	.....	.....	.....	.....	.....	.....	10.05	.....	–	.....	1.25
Cincinnati	EST	Lv	.....	.....	L1030	.....	.....	.....	.....	.....	.....	.....	.....	.....	12.30	.....	–	.....	e1.05
Louisville	CST	Lv	.....	.....	.....	.....	.....	.....	.....	.....	.....	.....	.....	.....	L1217	.....	–	.....	.....
Nashville	"	Lv	.....	B8.00	.....	.....	.....	.....	.....	.....	.....	.....	.....	.....	1.25	.....	–	L1240	.....
Memphis	"	Ar	The Mer-	9.09	.....	The Mer-	The Mer-	Ex. Su.	.....	.....	.....	The Royal Coach-	.....	.....	2.34	.....	3.00	1.49	.....
Memphis	CST	Lv	9.20	.....	.....	cury	cury	.....	.....	.....	.....	man	.....	.....	.....	.....	3.25	2.00	.....
Detroit	EST	Lv	–	.....	.....	.....	S9.10	.....	.....	.....	.....	.....	10.35	.....	v1036	.....	–	–	.....
Milwaukee	CST	Lv	–	.....	.....	.....	–	N8.20	.....	.....	.....	.....	N9.55	–	.....	.....	–	–	.....
Chicago (Midway)	"	Ar	–	.....	.....	.....	9.20	9.15	.....	.....	.....	.....	.....	10.45	.....	.....	–	–	.....
Chicago (Midway)	"	Lv	–	.....	.....	.....	.....	L9.45	.....	.....	.....	.....	P1130	.....	.....	L1115	–	–	.....
St. Louis	"	Lv	–	.....	.....	.....	.....	b10.15	8.55	9.40	.....	.....	.....	.....	.....	⑤1255	–	–	3.00
Little Rock	"	Lv	10.20	.....	.....	.....	.....	The Toltec	–	–	.....	.....	.....	.....	.....	–	–	3.00	.....
Tulsa	"	Lv	–	.....	.....	.....	.....	Daily	10.57	L1229	.....	.....	.....	.....	.....	2.57	–	–	.....
Oklahoma City	"	Lv	–	.....	.....	.....	.....	.....	L1151	1.23	.....	.....	.....	.....	.....	3.51	–	–	.....
Dallas	"	Ar	12.55	11.58	1.05	1.15	.....	1.10	12.53	2.25	.....	.....	.....	.....	.....	4.53	–	4.38	.....
Dallas	"	Lv	1.55	.....	.....	.....	.....	1.55	.....	2.37	2.40	2.40	2.55	.....	.....	5.05	–	4.50	.....
Ft. Worth	"	Ar	.....	.....	.....	.....	.....	.....	.....	2.52	.....	.....	3.25	.....	.....	5.20	5.25	5.05	5.25
Ft. Worth	"	Lv	The Toltec	.....	.....	.....	.....	.....	.....	.....	.....	.....	.....	.....	.....	.....	.....	.....	D6.05
San Antonio	"	Ar	.....	.....	.....	.....	.....	.....	.....	.....	.....	.....	4.35	.....	.....	.....	.....	.....	7.15
San Antonio	"	Lv	.....	.....	.....	.....	.....	.....	.....	.....	.....	.....	P5.20	.....	.....	.....	.....	.....	7.55
Mexico City	CST	Ar	5.40	.....	.....	.....	.....	5.40	.....	.....	.....	.....	8.05	.....	.....	.....	.....	.....	10.40
			pm	am	pm	pm	am	pm	pm	pm	pm	pm	pm	am	pm	pm	pm	pm	

AM	AM	AM	AM	PA	AM	TA Ex. Wed. Sat. Sun.	CONNECTING SERVICES		AM	TA Thu.	AM	TA Wed. & Sat.	PA	AM	TA Mon.	AM	AM
112	17	15	13	501	11	101	Read Down	Read Up	111	100	12	100	502	14	100	16	18
pm	pm	pm	am	am	am	am	(CST)		am	pm	pm	pm	pm	pm	pm	pm	pm
11.59	5.30	2.30	11.30	11.15	8.30	7.50	Lv Mexico City	Ar	7.30	12.25	11.00	2.45	4.00	2.00	4.25	5.00	8.10
1.10	6.30	3.30	12.30	–	9.30	–	Ar Acapulco	Lv	6.30	–	10.00	–	–	1.00	–	4.00	7.00
.....	.....	.....	.....	2.00	.....	11.10	Ar Guatemala City	Lv	.....	9.10	.....	11.30	12.50	.....	1.10	.....	.....
am	pm	pm	pm	pm	pm	am			am	am	am	am	pm	pm	pm	pm	pm

BOSTON - NEW HAVEN - BRIDGEPORT - NEW YORK • BOSTON - PROVIDENCE - HARTFORD

TABLE 27

			345	723	535	767	769	355
			am	am	am	am	pm	pm
Boston	EST	Lv	6.25	S7.15	9.19	10.45	2.25	.....
Providence	"	Ar	6.53	–	–	–	–	q11.35
Hartford Springf'ld, Mass.	"	Ar	Ex. Su.	7.58	–	11.28	3.08	12.08
New Haven	"	Lv	.....	.....	10.19	.....	.....	Ex. Sa.
Bridgeport	"	Lv	.....	.....	10.41	.....	.....	.....
New York (LaGuardia)	EST	Ar	.....	.....	11.09	.....	.....	.....
			am	am	am	am	pm	am

BOSTON-BALTIMORE

TABLE 27A

			⑧ 251-505 Ex Sa Su	⑧ 255-Ex Su 567	DC-6 ⑧ 265-507
			am	am	pm
Boston	EST	Lv	S8.00	10.00	5.00
New York (LaGuardia)	"	Ar	9.05	11.05	6.05
New York (LaGuardia)	"	Lv	9.25 Via Wilmington	L11.50	7.20 Ex. Sa.
Baltimore	EST	Ar	10.56	1.05	8.35
			am	pm	pm

NEW YORK-PHILADELPHIA-WASHINGTON

NEW YORK-WILMINGTON-BALTIMORE-WASHINGTON

NEW YORK & WASHINGTON-RICHMOND-ROANOKE

TABLE 28

			565	DC-7 15	405	DC-6 637 Air-coach	505	467	207	415	567	417	379	305	407	325	403	507	DC-6 211
			am	am	am	am	am	am	am	pm	am	pm	pm	pm	pm	pm	pm	pm	pm
New York (LaGuardia)	EST	Lv	B6.35	.....	B7.25	8.20	9.25	9.40	.....	.....	L1150	L1.00	.....	2.45	D5.55	.....	D6.40	7.20	9.10
New York (Newark)	"	Lv	–	B7.20	–	–	–	–	10.30	.....	–	–	.....	–	–	.....	–	–	–
New York (N.Y. Int'l.)	"	Ar	–	–	–	–	–	–	11.15	.....	–	–	.....	3.31	–	.....	Ex. Sa.	Ex. Sa.	9.55
Philadelphia	"	Lv	–	⑧8.20	–	9.05	Ex. Sa. & Su.	10.26	11.30	.....	–	–	1.38	3.41	–	D6.20	–	–	10.20
Philadelphia	"	Lv	–	8.00	–	9.25	10.24	10.36	.....	.....	–	–	–	Ex. Sa.	–	–	–	–	–
Wilmington	"	Lv	–	–	–	–	11.06	–	–	.....	1.15	–	–	–	–	–	–	8.35	–
Baltimore	"	Lv	8.00	–	–	–	11.28	11.26	12.15	.....	1.37	2.25	2.28	4.31	7.20	7.10	8.05	9.07	11.05
Washington	"	Ar	8.22	9.05	8.50	10.10	.....	.....	.....	1.20	.....	2.40	.....	.....	7.33	.....	8.20	.....	.....
Washington	"	Lv	.....	.....	9.05	.....	.....	.....	.....	–	.....	3.22	.....	.....	8.15	.....	9.02	.....	.....
Richmond	"	Ar	.....	.....	9.47	.....	.....	.....	.....	.....	.....	.....	.....	.....	.....	.....	.....	.....	.....
Roanoke	EST	Ar	.....	.....	10.50	.....	.....	.....	.....	2.32	.....	.....	.....	.....	.....	.....	.....	.....	.....
			am	am	am	am	am	am	pm	pm	pm	pm	pm	pm	pm	pm	pm	pm	pm

AMERICAN AIRLINES

FOR YOUR CONVENIENCE, Arrivals and Departures are shown in LOCAL TIME as observed in each city.

From MEXICO

TABLE 26

			590	DC-6 154	DC-6 Air-coach 654	DC-7 10	DC-6 114	DC-6 158	DC-6 166	DC-6 486	760	DC-6 Air-coach 690	DC-6 Air-coach 650	DC-6 176	DC-7 Air-coach 624	DC-6 Air-coach 638	482	DC-6 208
			pm	am	pm	pm	pm	am	pm	pm	am	am	am	am	am	am	am	am
Mexico City	CST	Lv	.....	B9.00	.....	.....	.....	L1105	.....	.....	.....	.....	1.10	.....	.....	.....	.....	.....
San Antonio	"	Ar	.....	11.40	.....	.....	.....	1.45	.....	.....	.....	.....	3.50	.....	.....	.....	.....	.....
San Antonio	"	Lv	.....	L12.30	.....	.....	.....	2.45	.....	.....	.....	.....	5.00	.....	.....	.....	.....	.....
Ft. Worth	"	Ar	.....	1.40	P4.30	.....	.....	–	.....	.....	.....	.....	.....	.....	.....	.....	.....	.....
Ft. Worth	"	Lv	.....	2.05	.....	D1430	4.35	3.55	D4.40	5.00	.....	P7.00	P7.05	8.45	G4700	P7.10	B7.10	B7.10
Dallas	"	Ar	.....	.....	.....	.....	.....	D4.30	.....	b6.17	.....	.....	.....	.....	.....	.....	8.12	–
Dallas	"	Lv	.....	.....	.....	.....	.....	.....	.....	D6.20	.....	.....	.....	.....	.....	.....	9.07	b8.55
Oklahoma City	"	Ar	.....	.....	.....	.....	.....	.....	.....	–	.....	.....	.....	.....	.....	.....	–	8.30
Tulsa	"	Ar	.....	3.30	.....	.....	.....	.....	.....	8.16	.....	.....	.....	.....	.....	.....	L1106	.....
Little Rock	"	Ar	.....	.....	.....	.....	.....	.....	.....	10.00	.....	.....	.....	.....	.....	.....	.....	.....
St. Louis	"	Ar	.....	.....	.....	.....	.....	7.45	.....	–	.....	.....	.....	.....	.....	.....	.....	.....
Chicago (O'Hare)	"	Ar	.....	.....	.....	.....	.....	⑧8.15	.....	⑨1010	.....	.....	.....	.....	.....	.....	.....	.....
Chicago (Midway)	"	Ar	.....	.....	.....	.....	.....	–	.....	–	.....	.....	.....	.....	.....	.....	.....	.....
Chicago (Midway)	"	Lv	.....	.....	.....	.....	.....	N9.12	.....	–	10.45	10.15	.....	.....	.....	.....	.....	.....
Chicago (O'Hare)	"	Lv	.....	.....	.....	.....	.....	⑨1025	.....	⑨1225	N1157	.....	.....	.....	.....	.....	.....	.....
Milwaukee	CST	Ar	.....	.....	.....	.....	.....	–	.....	–	L1.00	.....	.....	.....	.....	.....	.....	.....
Detroit	EST	Ar	.....	D4.25	.....	.....	.....	.....	.....	.....	–	.....	8.50	.....	.....	.....	.....	.....
Memphis	CST	Ar	5.00	.....	.....	The Mer-	6.20	The Toltec	8.45	.....	.....	.....	9.15	.....	.....	.....	.....	.....
Memphis	"	Lv	D6.04	The New York Toltec	.....	cury	D6.45	.....	9.20	.....	.....	.....	P1015	.....	.....	.....	.....	.....
Nashville	"	Ar	7.20	.....	.....	.....	.....	.....	.....	.....	.....	.....	.....	11.30	.....	.....	.....	.....
Louisville	"	Ar	7.30	.....	.....	.....	.....	.....	.....	.....	.....	.....	.....	11.50	.....	.....	.....	.....
Louisville	CST	Lv	9.05	.....	.....	.....	.....	.....	.....	.....	.....	.....	.....	1.25	.....	.....	.....	.....
Cincinnati	EST	Ar	9.20	.....	.....	.....	.....	.....	.....	.....	.....	.....	.....	t1.50	.....	.....	.....	.....
Cincinnati	"	Lv	10.33	.....	.....	.....	.....	.....	.....	.....	.....	.....	.....	2.35	.....	.....	.....	.....
Columbus	"	Ar	.....	.....	.....	.....	.....	.....	.....	.....	.....	.....	.....	.....	.....	.....	.....	.....
Cleveland	"	Ar	p11.25	.....	.....	.....	.....	.....	.....	.....	.....	.....	.....	.....	.....	.....	2.37	.....
Pittsburgh	"	Ar	.....	.....	.....	.....	.....	.....	10.35	.....	.....	.....	.....	.....	.....	.....	–	.....
Buffalo	"	Ar	.....	.....	.....	.....	.....	⑨1155	.....	.....	2.30	.....	.....	.....	.....	.....	3.55	.....
Buffalo	"	Lv	.....	8.35	9.50	.....	10.30	.....	.....	.....	.....	.....	1.50	.....	.....	12.25	.....	.....
Washington	"	Ar	.....	11.40	.....	.....	.....	.....	.....	.....	.....	.....	–	.....	.....	1.40	.....	.....
Philadelphia	"	Ar	.....	.....	.....	9.50	12.35	.....	.....	.....	.....	.....	.....	12.20	.....	–	.....	.....
New York (N. Y. Int'l.)	"	Ar	.....	10.10	11.30	.....	.....	.....	.....	.....	.....	.....	3.30	.....	.....	2.40	.....	.....
New York (LaGuardia)	EST	Ar	.....	.....	.....	.....	.....	.....	.....	.....	.....	.....	.....	.....	.....	.....	.....	.....
			pm	pm	pm	pm	pm	am	pm	pm	am	pm	pm	pm	am	pm	am	am

NEW YORK-BRIDGEPORT-NEW HAVEN-BOSTON • HARTFORD-PROVIDENCE-BOSTON

TABLE 27

			500	768	760	786	390	342	342
			am	am	pm	pm	am	am	am
New York (LaGuardia)	EST	Lv	8.40	.....	.....	.....	.....	.....	.....
Bridgeport	"	Ar	9.09	.....	.....	.....	.....	.....	.....
New Haven	"	Ar	9.34	.....	.....	.....	Ex. Su.	Ex. Su.	Sun. Only
Hartford Springf'ld, Mass.	"	Lv	–	10.20	4.53	10.37	.....	12.40	12.40
Providence	"	Lv	–	–	–	–	12.25	–	1.20
Boston	EST	Ar	10.30	10.58	5.31	11.15	12.50	1.18	1.45
			am	am	pm	pm	am	am	am

BALTIMORE-BOSTON

TABLE 27A

			540- DC-6 ⑧ 252 Ex. Su.	414- DC-6 ⑧262	520- DC-6 ⑧266 Ex. Sa.	420- 312 Ex. Sa.
			am	pm	pm	pm
Baltimore	EST	Lv	S7.20	1.49	4.22	10.57
New York (LaGuardia)	"	Ar	8.52	2.54	5.27	12.25
New York (LaGuardia)	"	Lv	9.45 Via Phila.	3.45	6.45	1.45 Via Wilmington
Boston	EST	Ar	10.45	4.45	7.45	2.50
			am	pm	pm	am

WASHINGTON-PHILADELPHIA-NEW YORK

WASHINGTON-BALTIMORE-WILMINGTON-NEW YORK

ROANOKE & RICHMOND to WASHINGTON & NEW YORK

TABLE 28

			540	334	410	378	DC-6 212	DC-6 638 Air-coach	414	520	324	314	416	380	402	420	DC-6 114
			am	am	am	am	am	pm	pm	pm	pm	pm	pm	pm	pm	pm	pm
Roanoke	EST	Lv	.....	.....	.....	.....	.....	.....	.....	.....	.....	3.25	.....	.....	5.27	.....	.....
Richmond	"	Lv	.....	.....	8.20	.....	.....	.....	.....	.....	.....	–	4.05	.....	D6.27	.....	.....
Washington	"	Ar	.....	.....	8.59	.....	.....	.....	.....	.....	.....	4.32	4.44	.....	7.06	.....	.....
Washington	"	Lv	6.45	B7.45	9.10	11.05	10.55	12.55	1.15	3.50	3.55	4.45	.....	D6.05	7.20	10.25	10.55
Baltimore	"	Lv	S7.20	–	–	Sun. Only	–	–	1.49	4.22	–	–	.....	–	–	10.57	–
Wilmington	"	Lv	Ex. Su.	Ex. Su.	Ex. Su.	.....	–	–	–	Ex. Sa.	–	–	.....	Ex. Sa.	–	11.39	–
Philadelphia	"	Ar	7.58	8.34	–	11.54	11.40	1.40	–	–	4.44	–	.....	6.54	8.09	–	11.40
Philadelphia	"	Lv	8.10	.....	–	.....	11.55	2.00	–	–	.....	–	.....	⑦7.05	8.23	Ex. Sa.	11.55
New York (N. Y. Int'l.)	"	Ar	–	.....	–	.....	–	–	–	–	.....	–	.....	7.47	–	–	12.35
New York (LaGuardia)	EST	Ar	8.52	.....	10.25	.....	12.35	2.40	2.54	5.27	.....	6.00	.....	.....	9.05	12.25	.....
			am	am	am	am	pm	pm	pm	pm	pm	pm	pm	pm	pm	am	am

GO NOW— PAY LATER

FOR YOUR CONVENIENCE

10% DOWN 20 MONTHS TO PAY

ALL FLIGHTS DAILY EXCEPT AS NOTED

FOR EXPLANATION OF REFERENCE MARKS SEE PAGE 41

AMERICAN AIRLINES

FOR YOUR CONVENIENCE, Arrivals and Departures are shown in LOCAL TIME as observed in each city.

TABLE 29

MAJOR U. S. CITIES to HAWAII

VIA LOS ANGELES

VIA SAN FRANCISCO

For other American Airlines flights allow 50 minutes minimum connecting time at Los Angeles or San Francisco			The Royal Coachman DC-7 671	The Mercury DC-7 73	The Mercury DC-7 7	The Royal Coachman DC-7 625	The Mercury DC-7 5	The Mercury DC-7 55	DC-7 901	The Mercury DC-7 65	The Mercury DC-7 3	The Royal Coachman DC-7 685	The Royal Coachman DC-7 673	Aircoach DC-6 655	The Mercury DC-7 11	The Royal Coachman DC-7 665	The Mercury DC-7 49	The Mercury DC-7 87	Aircoach DC-6 637	The Mercury DC-7 67	The Royal Coachman DC-7 667
			am	pm	Noon	am	Noon	pm	pm	pm	pm	pm	am	pm	am	am	pm	pm	am	pm	pm
Boston	EST	Lv	.....	.....	.....	.....	.....	12.35	.....	.....	.....	.....	.....	‡8.00	.....	.....	9.30	.....	.....	.....	.....
New York	"	Lv	.....	.....	.....	.....	.....	↓	.....	.....	.....	.....	.....	9.35	.....	.....	↓	.....	8.20	.....	.....
(LaGuardia)																					
New York	"	Lv	‡9.30	.....	.....	‡10.20	‡12.00	↓	.....	.....	‡4.00	.....	‡12.30	–	.....	.....	↓	‡9.00	–	v‡1.00	.....
(N. Y. Int'l.)																					
Washington	"	Lv	↓	.....	‡12.00	↓	Mon-	↓	.....	Ex. Sa.	↓	.....	↓	11.20	‡12.55	.....	↓	–	10.40	3.25	.....
Cleveland	"	Lv	↓	‡12.05	↓	↓	days	↓	.....	.....	Ex. Sa.	.....	↓	–	Ex. Su.	.....	↓	–	–	–	.....
Detroit	EST	Lv	↓	↓	↓	↓	Only	↓	.....	.....	↓	C3.50	↓	–	–	?10.35	↓	–	–	C3.50	C3.50
Chicago (Midway)	CST	Lv	↓	↓	↓	↓	Leaves	3.30	.....	‡4.35	↓	‡4.45	↓	–	–	‡11.15	12.25	–	–	5.25	‡5.35
Dallas	"	Lv	↓	↓	↓	↓	12.10	↓	.....	–	↓	–	↓	3.45	–	–	↓	‡1.45	–	–	–
Ft. Worth	CST	Lv	↓	↓	↓	‡3.15	PM	↓	6.00	–	↓	–	↓	–	–	–	↓	–	3.25	–	–
Los Angeles	PST	Ar	3.15	4.40	5.15	5.50	5.45	7.45	8.35	8.50	9.45	9.00	6.15	6.50	6.10	–	5.10	–	–	–	–
(Int'l.)																					
San Francisco	PST	Ar	.....	.....	.....	.....	.....	.....	.....	.....	.....	.....	.....	.....	.....	4.00	5.10	5.10	k7.35	10.10	10.20
			pm	pm	pm	pm	pm	pm	pm	pm	pm	pm	am	am	am	pm	pm	pm	pm	pm	pm
								Daily pm						Daily am					Daily pm		
Via PAA																					
Los Angeles	PST	Lv	.....	.....	.....	.....	.....	11.59	.....	.....	.....	.....	.....	9.00	.....	.....	.....	.....	.....	.....	.....
San Francisco	PST	Lv	.....	.....	.....	.....	.....	–	.....	.....	.....	.....	.....	–	.....	.....	.....	.....	11.59	.....	.....
Honolulu	HST	Ar	.....	.....	.....	.....	.....	8.50	.....	.....	.....	.....	.....	4.30	.....	.....	.....	.....	8.15	.....	.....
(Combination First Class and Tourist Service)								am						pm					am		

HAWAII to MAJOR U. S. CITIES

TABLE 29

VIA LOS ANGELES

VIA SAN FRANCISCO

			Daily Ex. We pm	MoWe Sa pm		Fr Only pm						Daily am		TuTh Fr Su pm	Daily pm		Daily am	
Via PAA																		
Honolulu	HST	Lv	7.00	7.30	.....	8.00	.....	.....	.....	.....	.....	9.30	.....	7.30	8.30	.....	9.00	.....
San Francisco	PST	Ar	–	–	.....	–	.....	.....	.....	.....	.....	–	.....	7.00	6.30	.....	8.30	.....
Los Angeles	PST	Ar	7.00	7.30	.....	8.00	.....	.....	.....	.....	.....	8.00	.....	.....	.....	.....	.....	.....
(Combination First Class and Tourist Services)			Daily Ex. Th am	Tu Th Su am		Sa Only am						pm		WeFr Sa Mo am	am		pm	
			40 DC-7 am	670 DC-7 am	680 DC-7 am	2 DC-7 am	654 DC-6 am	10 DC-7 am	44 DC-7 am	12 DC-7 am	4 DC-7 pm	8 DC-7 pm	14 DC-7 pm	686 DC-7 pm	56 DC-7 pm	664 DC-7 am	42 DC-7 am	662 DC-7 pm	46 DC-7 pm	638 DC-6 pm	88 DC-7 pm
San Francisco	PST	Lv	.....	.....	.....	.....	.....	.....	.....	.....	.....	.....	.....	.....	.....	‡8.00	‡9.00	G‡1030	‡11.15	k11.00	11.45
Los Angeles	PST	Lv	‡8.00	‡8.30	‡8.40	‡9.00	9.30	‡9.40	‡9.45	‡11.45	‡9.00	‡9.45 Ex. Sa.	‡10.30 Ex. Sa.	‡11.00	‡11.10	↓	↓	–	–	–	–
(Int'l.)																					
Ft. Worth	CST	Ar	–	–	–	–	4.00	–	–	–	–	–	–	–	–	–	–	–	–	–	–
Dallas	"	Ar	–	–	–	–	–	‡3.45	–	–	–	–	–	–	–	↓	↓	–	–	6.20	6.30
Chicago (Midway)	CST	Ar	3.25	↓	4.05	↓	–	–	5.10	↓	–	–	↓	6.25	6.35	3.45	4.45	6.15	7.00	–	.....
Detroit	EST	Ar	v6.30	↓	v7.55	↓	–	–	v7.55	↓	–	–	↓	9.05	v10.15	v6.30	v7.55	v9.05	v10.15	–	.....
Washington	"	Ar	.....	↓	.....	↓	9.50	–	–	9.45	–	7.45	↓	–	.....	v8.20	8.20	.....	.....	12.25	.....
New York	"	Ar	.....	6.45	.....	7.15	–	9.50	–	.....	7.15	.....	8.45	.....	.....	v8.25	.....	.....	.....	.....	.....
(Int'l.)																					
New York	"	Ar	.....	.....	.....	.....	11.30	.....	–	.....	.....	.....	.....	.....	.....	v8.45	v9.45	.....	v12.15	2.40	.....
(LaGuardia)																					
Boston	EST	Ar	.....	j10.25	.....	j10.25	j2.50	.....	9.25	.....	.....	.....	.....	.....	.....	.....	v9.25	.....	v11.50	.....	.....
			pm	pm	pm	pm	am	pm	pm	pm	pm	am	am	am	am	pm	pm	am	am	pm	am
For other American Airlines flights allow 60 minutes minimum connecting time at Los Angeles or San Francisco			The Mercury	The Royal Coachman	The Royal Coachman	The Mercury	Aircoach	The Mercury	The Mercury	The Mercury	The Mercury	The Mercury	The Mercury	The Royal Coachman	The Mercury	The Royal Coachman	The Mercury	The Royal Coachman	The Mercury	Aircoach	The Mercury

ALL FLIGHTS DAILY EXCEPT AS NOTED

FOR EXPLANATION OF REFERENCE MARKS SEE PAGE 41

REFERENCE MARKS FOR PAGE 46

*—Independently operated, recommended for reliability. ∅—Minutes before plane departure when passengers should leave downtown area in order to allow time for driving to the airport and formalities before boarding plane. ●—Taxi fares apply generally from downtown areas. For departure point of conveyance call reservation number shown at left. C—Coaches to LaGuardia and N.Y. International Airports leave from East Side Airlines Terminal; coaches to Newark Airport leave from West Side Airlines Terminal. E—For flights departing between 4 pm and 7 pm, 75 min.; at other times 1 hour. G—Allow 50 min. during the rush hour and 30 min. at all other times. H—For flights departing between 4 pm and 7 pm, 30 min.; at other times 70 min. K—Approximate—pay meter rate. M—Limousine leaves from Wilton & LaFayette Hotels only. N—Limousine service every hour on the hour 6 am to midnight. P—International passengers allow 35 minutes additional. Q—Limited coach service between O'Hare Field and Evanston, consult airline agent for details. T—Limousine leaves from Hotels King Edward and Royal York only. W—Forty cents each for two or more passengers. X—International passengers allow 20 minutes additional. Y—No coach service from these offices. Z—Two or more passengers $1.00 each. ◆—Also 18-09-07. ♦—Sales office—Time & Life Building, New Bond St., Mayfair 5518. ▲—Sales office—3 Beethoven Strasse, 77-93-67.

The AMERICAN AIRLINES System

AMERICAN AIRLINES, Inc. General Offices—100 Park Avenue, New York 17, N.Y. Cable Address—"AMAIR"
C. R. Smith, President G. Marion Sadler, Vice President-Customer Service C. R. Speers, Senior Vice President-Sales

AMERICAN AIRLINES DE MEXICO, S. A. General Offices—Avenida Juarez No. 117, Mexico, D.F. Cable Address—"AMAIR"
C. R. Smith, President W. G. Conrad, Vice President and General Manager

PASSENGER INFORMATION

AIR TAXI SERVICE—This service is available at many airports to off-line points at reasonable rates. Companies operating this service are members of the National Air Taxi Conference. Call any American Airlines office for information.

BAGGAGE—Following rules apply:

Free Allowance within the United States and Canada, 40 pounds; Mexico Flagship Service 66 pounds; Mexico Aircoach Service 44 pounds. Children transported free of charge receive no free baggage allowance. The term "baggage" shall mean all luggage including briefcases, portfolios, parcels, camera equipment and similar articles whether carried in the cabin or checked in cargo compartment.

Excess baggage may be accepted, space and weight permitting at the rate of ½ of one per cent of the applicable first-class one-way adult fare per pound regardless of service used except that for transportation to or from points outside the U.S. and Canada the rate for excess baggage shall be one per cent of the applicable first-class one-way adult fare per kilogram, regardless of class of service used.

American Airlines liability for any personal property, including baggage whether or not checked or otherwise delivered into the custody of Carrier, is limited to $250 (See Note) for each passenger unless a higher valuation is declared and the additional charges required therefor paid before the transportation by air commences. Total valuation is limited to $25,000 on each full fare ticket for which a fare is paid except as otherwise provided in applicable tariffs.

NOTE: Applicable to domestic travel on American Airlines. Warsaw limitations applicable on international travel.

Pets—Pets will be carried on most American Airlines flights with certain exceptions; inquire as to acceptability at time your reservation is made. When acceptable, pets are subject to weight limitation of 115 pounds, including the weight of a suitable container, as excess baggage at owner's risk and subject to tariff regulations.

Restricted Articles: Acids, matches, lighter fluid, liquids and other hazardous articles must not be packed in baggage. Fragile and perishable articles are carried at the risk of the passenger.

CANCELLATION BY COMPANY—

Reconfirmation of Reservations—YOUR RESERVATION WILL BE CANCELLED unless you reconfirm.

1. When you travel to another city by air **or other means** you must reconfirm your continuing or return trip reservation if you stay overnight or longer.
2. To reconfirm, simply get in touch with the airline upon which you will depart at the city where you are boarding the flight and tell them you intend to use your reservation. You may do this on arrival or at your convenience but be sure to reconfirm at least 6 hours before scheduled flight departure.
3. Reconfirmation of reservations is now required by all the scheduled airlines in order to free additional seats for immediate use.

Other Conditions—The company reserves the right to cancel continuing and/or return airline space if passenger fails to use the flight on which passage was arranged to the connecting or return city without first notifying the Company of his desired disposition of such continuing, connecting or return space.

The company reserves the right to cancel bookings before passage or enroute whenever such action is deemed advisable or necessary.

The Captain may remove passenger from plane at any point on the route for safety or other cause. In any event, the passenger's sole recourse shall be recovery of that portion of the fare equal to the distance untravelled.

CANCELLATION BY PASSENGER—No Show Penalty—It is requested that your reservation be cancelled as soon as it is known that seat will not be used. This will avoid a penalty and make the seat available to other passengers. If you fail to cancel before flight departure and do not use your reservation, you will be required to pay a $3.00 "No Show" penalty.

CHILDREN—Children under twelve years of age accompanied by a passenger at least twelve years of age will be charged one-half the adult fare, except that one child under two years of age, not occupying a seat, will be carried free with each accompanying full fare passenger twelve years of age or over. Children under five years of age will not be accepted for transportation unless accompanied by a passenger at least twelve years of age. Unaccompanied children five through eleven will be accepted for transportation, subject to payment of the full adult fare, and also, it is required that transportation for children under eight years of age involves no change of plane and that such children be delivered and met at origin and destination airports by a responsible adult.

CLAIMS—Written notice of claims with respect to baggage and all other claims must be filed within 45 days with any office of American Airlines, Inc. Suits must be filed within two years from date of loss or damage.

DEPARTURES—In the interest of improving on-time service to all passengers, persons are requested to be at airport ticket lifting points approximately fifteen minutes before published departure time.

FAMILY FARE PLAN—Family Fares, full one way fare for the head of the family and one half of the one-way fare each for accompanying spouse and/or children 12 through 21 years of age, apply to travel on flights scheduled to depart not earlier than 12.01 P.M. on Monday and not later than 12.01 P.M. on Thursday. The Family Fare discount does not apply to Royal Coachman or Blue Ribbon Aircoach fares. Round trip discount does not apply to Family Fares. Only one child under two years of age will be carried free with each Family Fare group.

INSURANCE—Trip insurance is available at all airlines offices.

INTERNATIONAL TRAVEL—The following documents are required by U. S. citizens proceeding direct to country of destination:
To Canada: Proof of U. S. citizenship and proof of sufficient funds.
To Mexico: For Pleasure Trips—(1) Proof of U. S. citizenship (2) Mexican Tourist Card—from American Airlines Ticket Agent or any Mexican Tourist Bureau or Mexican Consulate and (3) Smallpox Vaccination Certificate not more than three years old. For Other Trips—see American Airlines Mexico folder, or contact any American Airlines office.
Smallpox Vaccination Certificate not more than 3 years old is required of passengers entering the U. S. from Mexico and must show the specific type of reaction if vaccination is passenger's first.
To any other country: Contact any American Airlines office or your Travel Agent.
The above documentary requirements are given for information only and are subject to change without notice.
Passengers on international flights must possess all documents required by the laws of the countries from, into or over which they are to fly and should any required documents be missing, passage may be denied. American Airlines will not be responsible for any failure of passengers to comply with governmental requirements in force at the time of their journey.
Baggage of international travelers will be examined by customs officers of each country on arrival. Used personal articles intended for personal use while traveling are generally admitted free of duty. However, any merchandise for sale, gifts, samples or anything being carried for other persons will be subject to duty.
Residents of the United States are permitted to bring back, duty free, $200 in merchandise acquired outside United States, provided the traveler has been away from the United States more than 48 hours (except to Mexico where no minimum time is prescribed) and this free allowance is claimed not oftener than once in thirty days. This merchandise must be for the traveler's own personal use or for the personal use of immediate members of his family. $300 additional allowance per resident can be claimed duty-free not oftener than once every 6 months and provided the passenger has been out of the U. S. for at least 12 days.
For more detailed information on travel documents and baggage restrictions for international travelers, see American Airlines Mexico folder, or contact an American Airlines office or your travel agent.

MEALS—Served without charge on standard flights as indicated in timetables. For passengers using Blue Ribbon Aircoach service, reasonably priced FLITE BUFFET meals are available for purchase at airports for in-flight dining. On Royal Coachman flights, meals are served aloft at nominal cost; passengers must purchase meal tickets before departure.

REFUNDS—Requests for refunds may be made at any American Airlines' Ticket Office or directly to: Manager, Passenger Refund Accounting, American Airlines Inc., 910 South Boston, Tulsa, Oklahoma.

RESERVATIONS—Advance requests for space are desirable. Reservations are tentative until the passenger has secured a confirmed ticket which shows the specific reservation held. If a passenger fails to secure confirmed ticket by the "time limit" agreed upon, the reservation will be cancelled and resold. (See "Cancellation by Company" for other conditions under which reservations may be cancelled even though ticket has been purchased.)

SCHEDULES—Schedules shown are expected departures and arrivals, subject to change without notice, and are not guaranteed.

STANDBY PASSENGERS—Passenger not holding confirmed space may be accepted as a standby. This procedure is effective when passenger presents himself for travel but in no instance to cover a period of more than four (4) hours.

STOP-OVER—Stop-overs will be allowed at any regular stop, provided reservation is made accordingly. Stop-over privileges on Royal Coachman and Blue Ribbon Aircoach service wholly within the United States are subject to the payment of the combination of fares over the point of stop-over.

The above information is, in part, excerpted from rules published in tariffs filed with applicable government authorities. All transportation is sold subject to these tariffs and copies are on file and open for public inspection at all American Airlines ticket offices. For further details concerning any of the above or for additional information call or visit any American Airlines office or authorized travel agent.

Explanation of Reference Marks

EQUIPMENT—When not otherwise shown Convair Flagship is operated.
AM—Aeronaves de Mexico. B—Breakfast.
Ⓑ—Breakfast for boarding passengers.
b—Via connection at Dallas.
C—Via connection at Chicago. D—Dinner.
Ⓓ—Dinner for boarding passengers.
d—Lunch served to Chicago deplaning passengers only.
E—Eastern Air Lines.
e—Via connection at St. Louis.
G—Breakfast served aloft at nominal cost. Purchase meal ticket before departure.
H—Capital Airlines.
j—Via connection at New York.
K—Dinner served aloft at nominal cost. Purchase meal ticket before departure.
k—Arrives or leaves Metropolitan Oakland Int'l. Airport.
L—Lunch. Ⓛ—Lunch for boarding passengers.
M—National Airlines.
N—North Central Airlines.
n—Dinner served to Nashville and Memphis passengers only.
P—Flite Buffet meals available for purchase at airports for in-flight dining.
PA—Pan American Airways.
Q—Delta Air Lines.
p—Via connection at Cincinnati.
q—Departure time. r—Arrival time.
R—Luncheon served aloft at nominal cost. Purchase meal ticket before departure.
S—Snack (Appropriate to the time of day).
Ⓢ—Snack (Appropriate to the time of day) for boarding passengers.
s—Via connection at Washington.
t—Meal served to through passengers only.
TA—TACA Airways.
v—Via connection at Chicago.
Ⓥ—Except Saturday and Sunday.
w—Via connection at Tulsa.
x—Deluxe Surcharge Flight. Service charge $3.00 plus tax.
Ⓧ—Except Sunday. Ⓨ—Except Saturday.
‡—Specific seat reservations are available from indicated city at time of booking.
†—Specific seat reservations are available from indicated city at time of booking for passengers destined beyond first stop.
♦—Seat selection made at airport prior to boarding flight.
?—Seat selection at airport prior to boarding flight for passengers destined beyond first stop.
*—Breakfast available in restaurant during ground stop.
⊛—DC-6 Commuter Flagship, 71 passenger.
k—Coach service available between downtown San Francisco and Metropolitan Oakland Int'l. airport. Fare $1.45, allow 60 minutes from Oakland plane time, except on flight 638, allow 75 minutes.
÷—Airport transfer between LaGuardia and N.Y. Int'l. necessary at New York via scheduled ground transportation.
‡—Captain's Table Dinner served on this flight.
CST—Central Standard Time.
EST—Eastern Standard Time.
HST—Honolulu Standard Time.
MST—Mountain Standard Time.
PST—Pacific Standard Time.

AMERICAN AIRLINES

FOR YOUR CONVENIENCE, Arrivals and Departures are shown in LOCAL TIME as observed in each city.

AMERICAN AIRLINES

ONE-WAY FLAGSHIP FARES

(U. S. CURRENCY)

FAMILY FARES APPLY ON FLIGHTS SCHEDULED TO DEPART NOT EARLIER THAN 12:01 P.M. MONDAY AND NOT LATER THAN 12:01 P.M. THURSDAY. SPECIAL SERVICE CHARGE OF $3.00 APPLIES ON FLIGHTS DESIGNATED AS "THE CAPTAIN'S FLAGSHIP". 5% DISCOUNT ON ROUND TRIP FARES WITHIN THE U. S. A., EXCEPT ON FAMILY FARE, ROYAL COACHMAN AND AIRCOACH TICKETS. CONSULT AMERICAN AIRLINES FOR FARES NOT LISTED HEREIN. ALL FARES ARE FOR INFORMATION ONLY, SUBJECT TO CHANGE WITHOUT NOTICE.

BETWEEN / AND	Acapulco, Mexico	Akron/Canton, Ohio	Albany, New York	Atlanta, Ga.	Baltimore, Md.	Birmingham, Ala.	Boston, Mass.	Bridgeport, Conn.	Buffalo/Niagara Falls, N. Y.	Charleston, W. Va.	Chicago, Ill.
Akron/Canton, Ohio	133.90	....	....	....	....	....	....	....	....	....	....
Albany, N. Y.	154.80	26.10	....	....	....	....	....	....	....	....	....
Baltimore, Md.	143.90	....	20.30	....	....	....	....	....	....	....	....
Boston, Mass.	164.90	34.80	10.10	....	23.05	....	....	....	....	....	....
Bridgeport, Conn.	158.70	29.00	8.40	....	14.80	....	9.55	....	....	....	....
Buffalo/Niagara Falls, N. Y.	145.80	14.90	16.90	....	30.30	....	26.00	21.20	....	....	....
Charleston, W. Va.	128.40	24.55	34.90	....	19.45	....	41.50	33.25	....	....	....
Chicago, Ill.	123.40	....	45.10	....	37.80	....	53.80	48.00	29.95	27.15	....
Cincinnati, Ohio	119.90	15.00	37.35	....	29.00	....	46.45	40.25	26.90	10.55	17.60
Cleveland, Ohio	133.90	3.50	26.10	....	....	....	34.80	29.00	12.90	24.55	....
Columbus, Ohio	127.70	7.40	31.45	....	....	....	40.55	34.35	19.95	18.40	....
Dallas/Ft. Worth, Tex.	68.10	69.95	89.00	....	78.10	....	98.10	91.90	81.25	64.60	56.30
Dayton, Ohio	123.40	11.50	35.80	....	....	....	44.90	38.70	23.40	14.05	....
Detroit/Windsor	134.00	....	30.60	....	....	....	39.70	34.00	14.70	....	16.25
Douglas, Ariz.	....	106.55	131.65	....	121.65	....	140.35	134.55	116.75	105.70	91.80
El Paso, Tex.	....	94.80	119.90	‡84.55	109.90	‡76.75	128.60	122.80	105.00	93.95	80.05
Elkins, W. Va.	136.10	31.30	32.10	....	12.80	....	34.85	26.60	....	7.75	33.90
Hartford/Springfield, Mass.	160.10	30.10	5.30	....	17.60	....	6.45	4.10	21.20	36.05	49.10
Honolulu, T. H.	....	301.80	326.90	....	317.40	....	335.60	330.80	311.70	....	282.80
Houston, Tex.	....	76.45	98.80	....	86.45	....	107.90	101.20	88.35	70.95	67.60
Indianapolis, Ind.	117.90	....	42.25	....	34.20	....	50.95	45.15	....	17.15	11.00
Joplin, Mo.	92.40	46.80	71.90	....	61.90	....	80.60	74.80	57.00	....	32.05
Knoxville, Tenn.	113.70	....	49.60	....	31.20	....	53.25	45.00	....	....	....
Little Rock, Ark.	84.50	50.35	72.70	....	61.00	....	81.80	74.80	62.25	45.00	....
Los Angeles, Calif.	....	133.75	158.85	‡126.70	149.35	‡118.90	167.55	161.75	143.70	133.40	114.75
Louisville, Ky.	114.30	20.55	42.90	....	33.65	....	52.00	45.80	32.45	15.20	17.90
Memphis, Tenn.	92.60	42.30	64.65	....	52.95	....	73.75	66.75	54.20	36.95	....
Mexico City, D. F.	..δ..	124.50	145.40	....	134.50	....	155.50	149.30	136.40	119.00	114.00
Miami, Fla.	....	....	....	....	....	....	....	....	....	....	....
Midland/Odessa, Tex.	....	88.10	107.90	....	97.00	....	117.00	110.80	98.30	83.50	72.55
Milwaukee, Wis.	128.40	....	45.10	....	40.30	....	53.80	48.00	29.95	32.10	5.95
Nashville, Tenn.	104.90	29.95	52.30	....	40.60	....	61.40	54.40	41.85	24.60	27.30
New Haven, Conn.	158.60	29.95	7.45	....	15.75	....	8.60	3.50	21.20	34.20	48.95
New Orleans, La.	....	....	....	....	....	....	....	....	....	....	....
New York, N. Y.	154.80	26.10	9.40	....	11.90	....	12.15	3.90	19.40	30.35	45.10
Oklahoma City, Okla.	79.20	59.95	85.05	....	75.05	....	93.75	87.95	70.15	59.10	45.20
Parkersburg, W. Va.	131.40	25.50	34.90	....	19.45	....	41.50	33.25	....	5.00	28.10
Peoria, Ill.	116.60	....	52.95	....	45.65	....	61.65	55.85	37.80	....	8.85
Philadelphia, Pa.	148.90	....	15.25	....	6.05	....	18.00	9.75	25.25	24.50	41.55
Phoenix, Ariz.	....	114.80	139.90	‡106.30	130.40	‡98.50	148.60	142.80	124.75	114.45	95.80
Pittsburgh, Pa.	137.60	....	....	....	....	....	32.75	25.50	....	....	27.25
Providence, R. I.	163.70	34.00	9.20	....	20.80	....	4.05	7.00	25.10	39.25	53.00
Richmond, Va.	137.00	....	28.65	....	9.35	....	31.40	23.15	....	....	43.65
Roanoke, Va.	128.40	....	35.20	....	15.90	....	37.95	29.70	....	....	....
Rochester, N. Y.	150.00	18.35	13.45	....	28.70	....	22.55	20.70	4.45	....	33.40
St. Louis, Mo.	107.90	31.30	56.40	....	46.40	....	65.10	59.30	41.50	....	16.55
San Antonio, Tex.	52.40	82.25	103.70	....	92.80	....	112.80	106.60	94.15	79.30	71.00
San Diego, Calif.	....	133.75	158.85	‡126.25	149.35	‡118.45	167.55	161.75	143.70	133.40	114.75
San Francisco/Oakland	129.50	133.75	158.85	‡138.75	149.35	‡135.15	167.55	161.75	143.70	138.00	114.75
Springfield, Ill.	113.10	....	56.40	....	46.40	....	65.10	59.30	41.30	....	12.35
Springfield, Mo.	96.10	43.35	68.45	....	58.45	....	77.15	71.35	53.55	....	28.60
Syracuse, N. Y.	154.40	22.75	9.05	....	24.30	....	18.15	16.30	8.85	....	37.80
Tampa, Fla.	....	....	....	....	....	....	....	....	....	....	....
Toronto, Ont.	147.60	20.50	22.50	....	35.90	....	31.60	26.80	5.60	....	31.00
Tucson, Ariz.	....	111.25	136.35	‡101.00	126.35	‡93.20	145.05	139.25	121.45	110.40	95.80
Tulsa, Okla.	86.10	53.10	78.20	....	68.20	....	86.90	81.10	63.30	52.25	38.35
Washington, D. C.	141.40	....	22.80	....	3.50	....	25.55	17.30	32.80	16.95	37.80
Wilkes-Barre/Scranton, Pa.	152.90	25.20	....	....	18.55	....	18.65	10.55	12.75	....	40.60
Wilmington, Del.	147.40	....	16.80	....	4.60	....	19.55	11.30	26.80	22.95	41.30

BETWEEN / AND	Cincinnati, Ohio	Cleveland, Ohio	Columbus, Ohio	Dallas/Ft. Worth, Tex.	Dayton, Ohio	Detroit/Windsor	Douglas, Ariz.	El Paso, Tex.	Elkins, W. Va.
Akron/Canton, Ohio	....	....	....	....	....	....	....	....	....
Albany, N. Y.	....	....	....	....	....	....	....	....	....
Baltimore, Md.	....	....	....	....	....	....	....	....	....
Boston, Mass.	....	....	....	....	....	....	....	....	....
Bridgeport, Conn.	....	....	....	....	....	....	....	....	....
Buffalo/Niagara Falls, N. Y.	....	....	....	....	....	....	....	....	....
Charleston, W. Va.	....	....	....	....	....	....	....	....	....
Chicago, Ill.	....	....	....	....	....	....	....	....	....
Cincinnati, Ohio	....	....	....	....	....	....	....	....	....
Cleveland, Ohio	15.00	....	....	....	....	....	....	....	....
Columbus, Ohio	8.85	8.05	....	....	....	....	....	....	....
Dallas/Ft. Worth, Tex.	55.95	69.95	63.80	....	....	....	....	....	....
Dayton, Ohio	4.50	11.50	5.35	59.45	....	....	....	....	....
Detroit/Windsor	....	....	....	67.55	....	....	....	....	....
Douglas, Ariz.	96.15	106.55	101.65	46.90	97.30	103.05	....	....	....
El Paso, Tex.	84.40	94.80	89.90	35.15	85.55	91.30	12.75	....	....
Elkins, W. Va.	17.30	31.30	25.15	71.35	20.80	....	112.45	100.70	....
Hartford/Springfield, Mass.	41.65	30.10	35.75	93.30	40.10	34.90	135.65	123.90	29.40
Honolulu, T. H.	291.90	301.80	297.40	245.30	293.00	298.00	....	....	....
Houston, Tex.	62.45	76.45	70.30	....	65.95	....	....	....	78.70
Indianapolis, Ind.	7.60	....	....	57.00	....	....	95.80	....	23.90
Joplin, Mo.	....	46.80	....	25.25	....	43.30	60.75	49.00	....
Knoxville, Tenn.	....	....	....	50.40	....	....	95.65	83.90	....
Little Rock, Ark.	36.35	50.35	44.20	20.60	39.85	....	66.50	54.75	51.75
Los Angeles, Calif.	123.85	133.75	129.35	77.30	125.00	130.00	36.20	46.95	140.15
Louisville, Ky.	6.55	20.55	14.40	50.40	10.05	....	92.65	80.90	21.95
Memphis, Tenn.	28.30	42.30	36.15	28.65	31.80	....	74.55	62.80	43.70
Mexico City, D. F.	110.50	124.50	118.30	58.70	114.00	124.60	....	....	126.70
Miami, Fla.	....	....	....	....	....	....	....	‡110.65	....
Midland/Odessa, Tex.	74.85	88.10	82.70	19.90	78.35	84.60	28.00	16.25	90.25
Milwaukee, Wis.	22.55	....	....	61.25	....	16.25	96.75	85.00	38.85
Nashville, Tenn.	15.95	29.95	23.80	41.00	19.45	....	86.25	74.50	31.35
New Haven, Conn.	41.20	29.95	35.30	92.85	39.65	34.90	135.50	123.75	27.55
New Orleans, La.	....	....	....	....	....	....	....	‡65.65	....
New York, N. Y.	37.35	26.10	31.45	89.00	35.80	31.10	131.65	119.90	23.70
Oklahoma City, Okla.	49.55	59.95	55.05	12.10	50.70	56.45	47.60	35.85	65.85
Parkersburg, W. Va.	11.50	25.50	19.35	66.45	15.00	....	106.65	94.90	7.75
Peoria, Ill.	....	....	....	49.45	....	24.10	84.95	73.20	....
Philadelphia, Pa.	34.05	....	....	83.15	....	....	126.70	114.95	17.85
Phoenix, Ariz.	104.90	114.80	110.40	55.90	106.05	111.05	13.45	24.20	121.20
Pittsburgh, Pa.	18.70	....	10.85	73.65	15.20	....	112.50	99.75	....
Providence, R. I.	45.55	34.00	39.65	97.20	44.00	38.80	139.55	127.80	32.60
Richmond, Va.	....	....	....	74.75	....	....	120.00	108.25	....
Roanoke, Va.	....	....	....	65.70	....	....	110.95	99.20	....
Rochester, N. Y.	30.35	16.35	23.40	84.70	26.85	18.15	120.20	108.45	....
St. Louis, Mo.	20.90	31.30	....	40.75	....	27.80	76.25	64.50	....
San Antonio, Tex.	70.65	82.25	78.50	15.70	74.15	82.25	....	....	86.05
San Diego, Calif.	123.85	133.75	129.35	77.30	125.00	130.00	32.40	43.15	140.15
San Francisco/Oakland	128.45	133.75	132.80	97.90	128.45	130.00	56.40	67.15	144.75
Springfield, Ill.	....	....	....	45.95	....	27.60	81.45	69.70	....
Springfield, Mo.	....	43.35	....	29.00	....	39.85	64.50	52.75	....
Syracuse, N. Y.	34.75	20.75	27.80	89.00	31.25	22.55	124.60	112.85	....
Tampa, Fla.	....	....	....	....	....	....	....	‡98.05	....
Toronto, Ont.	32.00	17.00	25.05	86.85	28.50	20.30	122.35	110.60	....
Tucson, Ariz.	100.85	111.25	106.35	51.60	102.00	107.75	6.70	17.45	117.15
Tulsa, Okla.	42.70	53.10	48.20	18.95	43.85	49.60	54.45	42.70	59.00
Washington, D. C.	26.50	....	....	78.10	26.50	....	121.65	109.90	10.30
Wilkes-Barre/Scranton, Pa.	33.05	24.05	25.20	88.00	29.55	26.45	125.85	114.10	....
Wilmington, Del.	32.50	....	....	81.60	....	....	125.15	113.40	16.30

BETWEEN / AND	Hartford/Springfield, Mass.	Honolulu, T. H.	Houston, Tex.	Indianapolis, Ind.	Joplin, Mo.	Knoxville, Tenn.	Little Rock, Ark.	Los Angeles, Calif.	Louisville, Ky.	Memphis, Tenn.	Mexico City, D. F.	Miami, Fla.	Midland/Odessa, Tex.	Milwaukee, Wis.	Nashville, Tenn.	New Haven, Conn.	New Orleans, La.	New York, N. Y.	Oklahoma City, Okla.	Parkersburg, W. Va.
Hartford/Springfield, Mass.	....	230.90	....	....	....	....	....	....	....	....	....	....	....	....	....	....	....	....	....	....
Houston, Tex.	103.05	259.50	....	....	....	....	....	....	....	....	....	....	....	....	....	....	....	....	....	....
Indianapolis, Ind.	46.25	286.10	....	....	....	....	....	....	....	....	....	....	....	....	....	....	....	....	....	....
Joplin, Mo.	75.90	....	....	....	....	....	....	....	....	....	....	....	....	....	....	....	....	....	....	....
Knoxville, Tenn.	47.80	294.10	56.25	....	....	....	....	....	....	....	....	....	....	....	....	....	....	....	....	....
Little Rock, Ark.	77.00	264.90	....	....	....	30.80	....	....	....	....	....	....	....	....	....	....	....	....	....	....
Los Angeles, Calif.	162.85	168.00	‡91.50	118.10	91.15	126.05	96.90	....	....	....	....	....	....	....	....	....	....	....	....	....
Louisville, Ky.	47.20	288.40	56.90	....	....	19.80	30.80	120.35	....	....	....	....	....	....	....	....	....	....	....	....
Memphis, Tenn.	68.95	273.00	....	....	....	22.75	9.05	104.95	22.75	....	....	....	....	....	....	....	....	....	....	....
Mexico City, D. F.	150.70	266.00	....	108.50	83.00	104.30	75.10	....	104.90	83.20	....	....	....	....	....	....	....	....	....	....
Miami, Fla.	....	....	....	....	....	....	....	‡152.80	....	....	....	....	....	....	....	....	....	....	....	....
Midland/Odessa, Tex.	112.20	....	....	....	42.30	69.30	39.50	62.20	69.30	47.55	....	....	....	....	....	....	....	....	....	....
Milwaukee, Wis.	49.10	282.80	....	15.95	37.00	....	....	114.75	....	....	119.00	....	78.30	....	....	....	....	....	....	....
Nashville, Tenn.	56.60	284.70	47.50	17.30	....	10.40	21.40	116.65	10.40	13.35	95.50	....	59.90	....	....	....	....	....	....	....
New Haven, Conn.	3.50	330.70	101.20	46.10	75.75	45.95	75.75	162.70	46.75	67.70	149.20	....	111.75	48.95	55.35	....	....	....	....	....
New Orleans, La.	....	....	....	....	....	....	....	‡107.80	....	....	....	....	....	....	....	....	....	....	....	....
New York, N. Y.	6.70	326.90	97.35	42.25	71.90	42.10	71.90	158.85	42.90	63.85	145.40	....	107.90	45.10	51.50	4.85	....	....	....	....
Oklahoma City, Okla.	89.05	246.90	....	....	14.15	49.05	....	78.00	46.05	....	69.80	....	29.15	50.15	39.65	88.90	....	85.05	....	....
Parkersburg, W. Va.	36.05	....	72.10	18.10	....	....	46.85	134.35	17.05	38.80	122.00	....	85.35	33.05	26.45	34.20	....	30.35	60.05	....
Peoria, Ill.	56.95	....	....	....	25.20	....	....	107.60	....	....	107.20	....	66.50	13.80	....	56.80	....	52.95	38.35	....
Philadelphia, Pa.	12.55	322.40	91.50	37.85	66.95	36.25	66.05	154.40	38.70	58.00	139.50	....	102.05	41.55	45.65	10.70	....	6.85	80.10	24.50
Phoenix, Ariz.	143.90	191.80	‡68.75	99.15	70.05	104.95	76.50	23.75	101.40	84.55	....	‡132.40	39.45	100.75	95.55	143.75	‡87.40	139.90	55.90	115.40
Pittsburgh, Pa.	27.30	307.20	80.15	22.10	....	....	55.05	139.20	24.25	46.00	128.20	....	93.55	....	33.65	26.45	....	21.60	64.90	....
Providence, R. I.	4.90	334.80	106.25	50.15	79.80	51.00	80.80	166.75	51.10	72.75	154.30	....	116.10	53.00	60.40	6.05	....	9.90	92.95	39.25
Richmond, Va.	25.95	317.40	79.55	....	....	25.35	55.15	149.35	....	47.10	127.60	....	93.65	46.15	34.75	24.10	....	20.25	73.40	....
Roanoke, Va.	32.50	....	70.95	....	....	16.30	46.10	141.35	....	38.05	119.00	....	84.60	....	25.70	30.65	....	26.80	64.35	....
Rochester, N. Y.	17.75	....	92.80	....	60.45	....	65.70	147.15	35.90	57.65	140.60	....	101.75	33.40	45.30	19.90	....	17.80	73.60	....
St. Louis, Mo.	60.40	272.00	....	....	16.50	....	....	103.95	....	....	98.50	....	57.80	21.50	....	60.25	....	56.40	29.65	....
San Antonio, Tex.	108.00	251.20	....	....	39.95	65.10	35.30	83.20	65.10	43.35	43.00	....	....	75.95	55.70	107.55	....	103.70	26.80	81.15

ONE-WAY FLAGSHIP FARES (Continued)

(U. S. CURRENCY)

BETWEEN / AND	Hartford/Springfield, Mass.	Honolulu, T. H.	Houston, Tex.	Indianapolis, Ind.	Joplin, Mo.	Knoxville, Tenn.	Little Rock, Ark.	Los Angeles, Calif.	Louisville, Ky.	Memphis, Tenn.	Mexico City, D. F.	Miami, Fla.	Midland/Odessa, Tex.	Milwaukee, Wis.	Nashville, Tenn.	New Haven, Conn.	New Orleans, La.	New York, N. Y.	Oklahoma City, Okla.	Parkersburg, W. Va.
San Diego, Calif.	162.85	175.80	87‡70	118.10	91.15	126.05	96.90	7.75	120.35	104.95	....	152‡35	58.40	114.75	116.65	162.70	107‡35	158.85	78.00	134.35
San Francisco/Oakland	162.85	168.00	111‡70	122.70	104.20	134.35	112.20	....	124.95	120.25	120.10	173‡40	82.40	114.75	124.95	162.70	128‡40	158.85	97.90	138.95
Springfield, Ill.	60.40	....	....	....	21.70	....	....	107.60	....	....	103.70	....	63.00	17.30	....	60.25	....	56.40	34.85	....
Springfield, Mo.	72.45	....	....	....	4.75	....	....	94.90	....	....	86.70	....	46.05	33.55	....	72.30	....	68.45	17.90	....
Syracuse, N. Y.	13.35	319.60	97.20	....	64.85	....	70.10	151.55	40.30	62.05	144.20	....	106.15	37.80	49.70	15.50	....	13.40	78.00	....
Tampa, Fla.	....	....	....	....	....	....	....	140‡20	....	....	....	....	....	....	....	....	....	....	....	....
Toronto, Ont.	26.80	312.30	93.45	....	62.60	....	67.35	145.75	37.55	59.30	138.20	....	103.55	35.55	46.95	26.80	....	25.00	75.75	....
Tucson, Ariz.	140.35	198.50	62‡00	95.80	65.45	100.35	71.20	30.50	97.35	79.25	....	127‡10	32.70	100.75	90.95	140.20	82‡10	136.35	52.30	111.35
Tulsa, Okla.	82.20	252.90	....	....	7.30	42.20	....	84.85	39.20	....	76.70	....	36.00	43.30	32.80	82.05	....	78.20	7.85	53.20
Washington, D. C.	20.10	317.40	83.95	33.10	61.90	28.70	58.50	149.35	31.15	50.45	132.00	....	97.00	40.30	38.10	18.25	....	14.40	75.05	16.95
Wilkes-Barre/Scranton, Pa.	13.35	....	95.50	....	66.10	....	68.40	153.55	38.60	60.35	142.60	....	106.90	41.60	48.00	11.50	....	7.65	79.25	....
Wilmington, Del.	14.10	....	89.95	37.55	65.40	34.70	64.50	152.85	37.15	56.45	138.00	....	100.50	41.55	44.10	12.25	....	8.40	78.55	22.95

BETWEEN / AND	Peoria, Ill.	Philadelphia, Pa.	Phoenix, Ariz.	Pittsburgh, Pa.	Providence, R. I.	Richmond, Va.	Roanoke, Va.	Rochester, N. Y.	St. Louis, Mo.	San Antonio, Tex.	San Diego, Calif.	San Francisco/Oakland, Calif.	Springfield, Ill.	Springfield, Mo.	Syracuse, N. Y.	Tampa, Fla.	Toronto, Ont.	Tucson, Ariz.	Tulsa, Okla.	Washington, D. C.	Wilkes-Barre/Scranton, Pa.
Philadelphia, Pa.	49.40	....	....	....	....	....	....	....	....	....	....	....	....	....	....	....	....	....	....	....	....
Phoenix, Ariz.	88.65	135.45	....	....	....	....	....	....	....	....	....	....	....	....	....	....	....	....	....	....	....
Pittsburgh, Pa.	....	....	120.25	....	....	....	....	....	....	....	....	....	....	....	....	....	....	....	....	....	....
Providence, R. I.	60.85	15.75	147.80	30.50	....	....	....	....	....	....	....	....	....	....	....	....	....	....	....	....	....
Richmond, Va.	....	14.40	129.30	....	29.15	....	....	....	....	....	....	....	....	....	....	....	....	....	....	....	....
Roanoke, Va.	....	20.95	120.25	....	35.70	10.05	....	....	....	....	....	....	....	....	....	....	....	....	....	....	....
Rochester, N. Y.	41.25	23.65	128.20	....	21.65	....	....	....	....	....	....	....	....	....	....	....	....	....	....	....	....
St. Louis, Mo.	9.70	51.45	85.00	....	64.30	....	....	44.95	....	....	....	....	....	....	....	....	....	....	....	....	....
San Antonio, Tex.	64.15	97.85	60‡45	88.35	111.90	89.45	80.40	97.60	55.45	....	....	....	....	....	....	....	....	....	....	....	....
San Diego, Calif.	107.60	154.40	19.95	139.20	166.75	149.35	141.35	147.15	103.95	79.40	....	....	....	....	....	....	....	....	....	....	....
San Francisco, Calif.	114.40	154.40	43.95	139.20	166.75	149.35	149.35	147.15	108.55	103.40	....	....	....	....	....	....	....	....	....	....	....
Springfield, Ill.	4.50	51.45	88.65	....	64.30	....	....	44.75	6.20	60.65	107.60	113.75	....	....	....	....	....	....	....	....	....
Springfield, Mo.	21.75	63.50	73.80	....	76.35	....	....	57.00	13.05	43.70	94.90	107.95	18.25	....	....	....	....	....	....	....	....
Syracuse, N. Y.	45.65	19.25	132.60	....	17.25	....	....	5.40	49.35	102.00	151.55	151.55	49.15	61.40	....	....	....	....	....	....	....
Tampa, Fla.	....	....	119‡80	....	....	....	....	....	....	....	139‡75	160‡80	....	....	....	....	....	....	....	....	....
Toronto, Ont.	39.85	30.85	126.80	....	30.70	....	....	10.05	47.10	99.25	145.75	145.75	43.35	59.15	14.45	....	....	....	....	....	....
Tucson, Ariz.	88.65	131.40	7.75	117.20	144.25	124.70	115.65	124.90	80.95	53‡70	26.70	50.70	86.15	69.20	129.30	114‡50	126.80	....	....	....	....
Tulsa, Okla.	31.50	73.25	63.75	58.05	86.10	66.55	57.50	66.75	22.80	33.65	84.85	97.90	28.00	11.05	71.15	....	68.90	59.15	....	....	....
Washington, D. C.	45.65	8.55	130.40	....	23.30	6.85	13.40	31.20	46.40	92.80	149.35	149.35	46.40	58.45	26.80	....	38.40	126.35	68.20	....	....
Wilkes-Barre/Scranton, Pa.	48.45	13.50	134.60	....	16.55	....	....	....	50.60	102.70	153.55	153.55	50.60	62.65	....	....	18.35	130.55	72.40	21.05	....
Wilmington, Del.	49.15	3.50	133.90	....	17.30	12.85	19.40	25.20	49.90	96.30	152.85	152.85	49.90	61.95	20.80	....	32.40	129.85	71.70	7.00	15.05

ONE-WAY ROYAL COACHMAN FARES –

CHICAGO - LOS ANGELES $76.00
CHICAGO - MEXICO CITY $76.00
CHICAGO - SAN FRANCISCO $76.00
NEW YORK - LOS ANGELES $99.00
WASHINGTON - LOS ANGELES $98.00

ONE WAY BLUE RIBBON AIRCOACH FARES

Boston-Buffalo	$ 19.00
Boston-Chicago	40.00
Boston-Cincinnati	35.10
Boston-Dallas/Ft. Worth	71.00
Boston-Los Angeles	106.00
Boston-Mexico City	111.15*
Boston-New York	9.40
Boston-Philadelphia	13.80
Boston-Phoenix	101.00
Boston-St. Louis	49.10
Boston-San Diego	106.00
Boston-Tucson	99.00
Boston-Washington	19.50
Buffalo-Chicago	22.00
Buffalo-Los Angeles	95.00
Buffalo-San Diego	95.00
Chicago-Dallas/Ft. Worth	39.00
Chicago-Detroit	11.00
Chicago-Los Angeles	76.00
Chicago-Mexico City	76.00
Chicago-New York	35.00
Chicago-Oakland/San Francisco	76.00
Chicago-Phoenix	69.00
Chicago-San Antonio	51.00
Chicago-San Diego	76.00
Chicago-Tucson	66.00
Cincinnati-Los Angeles	$ 87.00
Cincinnati-New-York	28.30
Cincinnati-St. Louis	16.00
Dallas/Ft. Worth-El Paso	26.70
Dallas/Ft. Worth-Los Angeles	57.00
Dallas/Ft. Worth-Memphis	21.80
Dallas/Ft. Worth-Mexico City	44.00
Dallas/Ft. Worth-Nashville	31.00
Dallas/Ft. Worth-New York	63.00
Dallas/Ft. Worth-Oakland/San Fran.	67.00
Dallas/Ft. Worth-Philadelphia	60.70
Dallas/Ft. Worth-San Antonio	12.00
Dallas/Ft. Worth-Washington	54.00
Detroit-Los Angeles	86.00
Detroit-New York	24.00
Detroit-Oakland/San Francisco	86.00
Detroit-Phoenix	80.00
Detroit-San Diego	86.00
Detroit-Tucson	76.00
El Paso-Los Angeles	35.50
El Paso-Miami	82.10‡
El Paso-New Orleans	48.30‡
El Paso-New York	89.70
El Paso-San Diego	32.70
El Paso-Tampa	72.60‡
El Paso-Washington	80.70
Houston-Los Angeles	$ 67.80‡
Houston-San Diego	64.90‡
Los Angeles-Memphis	78.80
Los Angeles-Miami	114.70‡
Los Angeles-Nashville	87.80
Los Angeles-New Orleans	80.90‡
Los Angeles-New York	99.00
Los Angeles-Philadelphia	98.00
Los Angeles-Phoenix	18.00
Los Angeles-St. Louis	73.00
Los Angeles-San Antonio	61.50‡
Los Angeles-San Diego	6.10
Los Angeles-Tampa	105.20‡
Los Angeles-Tucson	23.20
Los Angeles-Washington	98.00
Memphis-Mexico City	65.80
Memphis-Nashville	10.30
Memphis-New York	48.20
Memphis-Oakland/San Francisco	88.80
Memphis-Washington	38.10
Mexico City Nashville	75.00
Mexico City-New York	99.00
Mexico City-San Antonio	35.00
Mexico City-Washington	92.50
Miami-Oakland/San Francisco	$124.70‡
Nashville-New York	38.80
Nashville-Oakland/San Francisco	94.00
Nashville-Washington	28.90
New Orleans-Oakland/San Fran.	90.90‡
New York-Oakland/San Francisco	99.00
New York-Philadelphia	5.40
New York-Phoenix	94.00
New York-St. Louis	41.00
New York-San Antonio	74.00
New York-San Diego	99.00
New York-Tucson	93.00
New York-Washington	11.10
Oakland/San Fran.-Philadelphia	98.00
Oakland/San Francisco-Tampa	115.20‡
Oakland/San Fran.-Washington	98.00
Philadelphia-San Diego	98.00
Philadelphia-Washington	6.70
Phoenix-San Diego	15.30
Phoenix-Tucson	6.10
San Antonio-San Diego	58.60‡
San Antonio-Washington	65.00
San Diego-Tucson	20.30
San Diego-Washington	98.00

30 DAY ROUND TRIP AIRCOACH EXCURSION FARES †

Boston-Los Angeles	$178.80
Boston-San Diego	178.80
Los Angeles-New York/Newark	160.00
Los Angeles-Philadelphia	160.00
Los Angeles-Washington	160.00
New York/Newark-Oakland/San Francisco	$160.00
New York/Newark-San Diego	160.00
Oakland/San Francisco-Washington	160.00
Philadephia-San Diego	160.00
San Diego-Washington	160.00

All fares quoted apply via direct route from airport to airport and are subject to federal transportation tax. Consult American Airlines Agent for permissible indirect routing and for government fares to Mexico. Fares for children 2-11 accompanied by a passenger at least twelve years of age will be one-half the fares quoted above. All fares quoted are subject to official tariffs which are on file and open for public inspection.

δ—Fare OW $9.40, RT $16.90

†—Applicable for travel only on Monday, Tuesday, Wednesday and Thursday. Not applicable on ROYAL COACHMAN flights. Children's discount does not apply to Aircoach Excursion Fares.

‡—Via Interchange Service.

*First class travel Boston-New York.

AMERICAN AIRLINES

FOR YOUR CONVENIENCE, Arrivals and Departures are shown in LOCAL TIME as observed in each city.

AMERICAN AIRLINES

AMERICAN AIRLINES

FOR YOUR CONVENIENCE, Arrivals and Departures are shown in LOCAL TIME as observed in each city.

AMERICAN AIRLINES

FASTEST

Only

NONSTOP SERVICE between CLEVELAND -LOS ANGELES



You fly the Mercury in luxury

Mercury — American Airlines

Only American offers nonstop service between Cleveland and Los Angeles — over an hour faster than any other airline. You fly American's famous DC-7 Mercury, the luxury leader in the world of flight.

See page 16, table 8, for schedules.

AMERICAN AIRLINES

America's Leading Airline

CONSULT AMERICAN AIRLINES FOR SERVICE DURING THE CHRISTMAS AND NEW YEARS HOLIDAY PERIODS.

AMERICAN AIRfreight SERVICE

In addition to Airfreight Service shown in this table, all other American Airlines flights shown elsewhere in this timetable carry Airfreight

AMERICAN AIRLINES

FOR YOUR CONVENIENCE, Arrivals and Departures are shown in LOCAL TIME as observed in each city.

	DC-6							◄DC-6A AIRFREIGHTERS►									
819 Sun. Only	817 Sat. Only	857 Sun. Only	815 Sat. Only	853 Ex Su & Mon	855 Ex Sa & Su	801 Ex Sa & Su	805 Ex Sa & Su	807 Ex Sa & Su	803 Ex Sa & Su	READ DOWN	READ UP	804 Ex Sa & Su	802 Ex Sa & Su	800 Ex Sa & Su	806 Ex Su & Mon	856 Ex Sa Su Mo	814 Sat. Only	856 Mon. Only	818 Sat. Only	816 Sat. Only
am	pm	am	pm	pm	pm	pm	pm	pm	pm			pm	pm	pm	pm	am	pm	am	pm	pm
.....	.....	.....	8.00	.....	9.35	10.25	.....	.....	.....	Lv Boston	EST Ar	.....	.....	2.33	.....	6.49	10.09	6.49	.....	.....
.....	.....	.....	–	.....	–	11.07	.....	.....	.....	Ar Hartford	" Lv	.....	.....	↑	.....	–	–	–	.....	.....
.....	.....	.....	–	.....	–	11.50	.....	.....	.....	Lv Hartford	" Ar	.....	.....	↑	.....	–	–	–	.....	.....
.....	.....	.....	–	↗7.30	↗7.30	↓	.....	.....	.....	Lv Bridgeport	" Ar	.....	.....	↑	.....	–	–	–	.....	.....
.....	.....	.....	9.07	–	10.42	↓	.....	.....	.....	Ar New York (LaGuardia)	" Lv	.....	.....	↑	.....	–	9.05	–	.....	.....
.....	.....	.....	–	–	–	.....	.....	.....	.....	Ar New York (Newark)	" Lv	.....	.....	↑	.....	5.40	–	5.40	.....	.....
.....	.....	.....	–	–	–	.....	.....	11.50	.....	Lv New York (Newark)	" Ar	.....	.....	↑	5.32	4.22	–	4.22	.....	.....
12.30	9.00	.....	10.30	2.30	12.45	↓	11.40	↓	10.15	Lv New York (LaGuardia)	" Ar	4.02	3.42	↑	↑	↑	8.16	↑	12.57	2.23
↓	↓	.....	↓	↓	↓	↓	↓	↓	↓	Ar Baltimore	" Lv	↑	2.40	↑	↑	↑	↑	↑	↑	↑
↓	↓	.....	↓	↓	↓	↓	↓	↓	↓	Lv Baltimore	" Ar	↑	1.39	↑	↑	↑	↑	↑	↑	↑
↓	↓	.....	↓	↓	↓	↓	↓	↓	↓	Ar Washington	" Lv	↑	↑	↑	↑	↑	↑	↑	↑	↑
↓	↓	.....	↓	↓	↓	↓	↓	↓	↓	Lv Washington	" Ar	↑	↑	↑	↑	↑	↑	↑	↑	↑
2.09	↓	.....	↓	↓	↓	↓	↓	1.29	↓	Ar Buffalo	" Lv	↑	↑	12.50	↑	↑	↑	↑	↑	12.55
3.00	↓	.....	↓	↓	↓	↓	↓	2.30	↓	Lv Buffalo	" Ar	↑	↑	12.09	↑	↑	↑	↑	↑	12.09
↓	11.38	.....	1.08	↓	3.23	◄2.34	↓	↓	↓	Ar Detroit	" Lv	↑	↑	10.55	↑	2.11	6.05	2.11	10.46	↑
↓	12.40	.....	2.15	↓	4.40	3.40	↓	↓	↓	Lv Detroit	" Ar	↑	↑	10.06	↑	1.11	5.16	1.11	9.46	↑
↓	↓	.....	↓	↓	↓	↓	↓	↓	↓	Ar Cincinnati	" Lv	1.41	↑	–	↑	↑	↑	↑	↑	↑
↓	↓	.....	↓	↓	↓	♂7.00	↓	♂7.00	↓	Lv Cincinnati	EST Ar	1.06	↑	–	↑	↑	↑	↑	↑	↑
↓	↓	.....	↓	↓	↓	↓	↓	↓	↓	Lv Milwaukee	CST Ar	–	↑	–	↑	↑	↑	↑	↑	↑
4.16	12.58	.....	2.33	4.55	4.58	3.58	2.10	3.46	↓	Ar Chicago (Midway)	" Lv	10.45	↑	7.55	1.45	11.00	3.05	11.00	7.35	9.05
5.20	2.00	.....	3.50	.....	6.20	5.05	3.35	6.35	↓	Lv Chicago (Midway)	" Ar	9.31	↑	6.35	12.10	9 30	2 05	9 30	6.35	8.05
↓	↓	.....	↓	.....	↓	↓	↓	↓	↓	Ar St. Louis	" Lv	8.15	↑	↑	↑	↑	↑	↑	↑	↑
↓	↓	.....	↓	.....	↓	↓	↓	↓	↓	Lv St. Louis	" Ar	7.29	↑	↑	↑	↑	↑	↑	↑	↑
↓	↓	.....	↓	.....	↓	↓	↓	↓	↓	Ar Nashville	" Lv	↑	10.20	↑	↑	↑	↑	↑	↑	↑
↓	↓	.....	↓	.....	↓	↓	↓	↓	↓	Lv Nashville	" Ar	↑	9.37	↑	↑	↑	↑	↑	↑	↑
↓	↓	.....	↓	.....	↓	↓	↓	↓	↓	Ar Memphis	" Lv	↑	8.35	↑	↑	↑	↑	↑	↑	↑
↓	↓	.....	↓	.....	↓	↓	↓	↓	↓	Lv Memphis	" Ar	↑	7.56	↑	↑	↑	↑	↑	↑	↑
↓	↓	.....	↓	.....	↓	↓	↓	↓	↓	Ar Tulsa	" Lv	↑	↑	↑	↑	↑	↑	↑	↑	↑
↓	↓	.....	↓	.....	↓	↓	↓	↓	↓	Lv Tulsa	" Ar	↑	↑	↑	↑	↑	↑	↑	↑	↑
↓	Disc. Aft. 12/21	.....	↓	.....	↓	↓	↓	↓	↓	Ar Oklahoma City	" Lv	↑	↑	↑	↑	↑	↑	↑	↑	Disc. Aft. 12/21
↓	↓	.....	↓	.....	↓	↓	↓	↓	↓	Lv Oklahoma City	" Ar	↑	↑	↑	↑	↑	↑	↑	↑	↑
↓	↓	11.35	7.20	.....	9.50	↓	↓	3.18	↓	Ar Dallas	" Lv	↑	6.10	↑	8.50	6.10	10.45	6.10	↑	↑
↓	↓	–	8.45	.....	↓	↓	↓	4.03	↓	Lv Dallas	" Ar	↑	4.34	↑	7.40	9.30	–	3.16	↑	↑
↓	↓	–	–	.....	↓	↓	↓	–	↓	Ar Ft. Worth	" Lv	↑	↑	↑	↑	↑	–	↑	↑	↑
↓	↓	12.48	–	.....	↓	↓	↓	–	↓	Lv Ft. Worth	" Ar	↑	↑	↑	↑	↑	–	↑	↑	↑
↓	↓	2.18	–	.....	↓	↓	↓	–	↓	Ar San Antonio	" Lv	↑	↑	↑	↑	↑	–	2.05	↑	↑
↓	↓	5.09	–	.....	↓	↓	↓	–	↓	Lv San Antonio	" Ar	↑	↑	↑	↑	↑	–	12.29	↑	↑
↓	↓	↓	↓	.....	↓	↓	↓	↓	↓	Ar Mexico City	CST Lv	↑	↑	↑	↑	↑	–	9.45	↑	↑
10.55	7.35	.....	12.20	.....	↓	10.40	9.10	12.10	7.38	Ar Los Angeles (Int'l. Airport)	PST Lv	11.30	↑	10.00	1.00	.....	2.50	.....	10.00	11.30
.....	.....	.....	1.30	.....	↓	11.50	.....	.....	.....	Lv Los Angeles (Int'l. Airport)	" Ar	.....	↑	.....	.....	.....	1.33	.....	.....	.....
.....	.....	.....	3.10	.....	↓	1.30	.....	.....	.....	Ar San Francisco	PST Lv	.....	9.00	.....	.....	.....	11.50	.....	.....	.....
am	am	pm	pm	am	am	pm	am	pm	am			pm	pm	pm	am	pm	pm	am	pm	pm

CST—Central Standard Time.

EXPLANATION OF REFERENCE MARKS FOR AIRFREIGHTER SCHEDULES
EST—Eastern Standard Time.
PST—Pacific Standard Time.
♂—Via motor connection to Chicago except Sat. and Sun.
↗—Via motor connection to New York except Sat. and Sun.

AMERICAN offers the most frequent DC-6A Airfreight Service

NEW YORK-LOS ANGELES

earliest arrival in Los Angeles

AA AMERICAN AIRLINES

FOR YOUR CONVENIENCE, Arrivals and Departures are shown in *LOCAL TIME* as observed in each city.

TELEPHONES • TICKET and AIRFREIGHT OFFICES • *GROUND TRANSPORTATION

CITY	RESERVATION	TICKET OFFICES	AIRFREIGHT	AIRPORT	MILES		∅ TIME	⊛ Conveyance	FARE
Akron 8, Ohio	Tyler.....6-2315	Sheraton-Mayflower Hotel Lobby	Tyler.....6-2315	Akron-Canton	16	S	45	Limousine	$1.65
Albany 7, N. Y.	3-5551	Hotel Ten Eyck	UNion.....9-5321	Albany	9	NW	35	Taxi	1.15
Atlanta, Ga.	LAmar.....3241	Piedmont & Biltmore Hotels	LAmar.....3242	Atlanta	8½	SW	50	Taxi	1.25
Baltimore 2, Md.	SAratoga.....7-3210	118 E. Baltimore St.	SOuthfield..1-1300	Friendship Int'l.	8	SW	40	Limousine	1.15
Birmingham, Ala.	59-9601	2002 Fifth Ave., N.	59-9601	Municipal	4½	E	30	Taxi	1.25
Bisbee, Ariz.	HEmlock....2-2172	Airport Terminal	HEmlock....2-2172	Bisbee/Douglas Int'l.	22	SE	50	Limousine	2.30
Boston, Mass.	LIberty.....2-6700	Statler Hotel and 152 Federal St.	LIberty.....2-1717	Logan International	3	E	G	Limousine	1.60
Bridgeport, Conn.	EDison.....7-4467	21 Post Office Arcade	EDison.....7-4467	Municipal	4½	E	20	Taxi	K1.60
Buffalo 2, N. Y.	MOhawk.....4242	Hotel Statler Arcade, 160 Franklin St.	PLaza.....6007	Municipal	9	E	50	Limousine	1.35
Burbank, Calif.	THornwall....6-4111	Lockheed Air Terminal	THornwall....6-4111						
Canton, Ohio	HYacinth....9-2511	Airport Terminal	HYacinth....9-2511	Akron-Canton	8½	NW	30	Limousine	1.65
Charleston, W. Va.	DIckens.....6-0361	Daniel Boone Hotel	DIckens.....6-0361	Kanawha County	4	NE	30	Limousine	.75
Chicago, Ill.	FRanklin....2-8000	55 E. Monroe St. & Conrad Hilton Hotel Morrison and Sheraton Hotels.....(Y) Prudential Bldg. Lobby (Y) 175 W. Jackson Blvd.....(Y)	REliance.....5-8100	Midway	12	SW	E	Coach	1.45
Also see Evanston				O'Hare Field	23	NW	H	Coach	2.25
			between	*Midway & O'Hare*	*22*	*N*	*60*	*Coach*	*2.60*
Cincinnati 2, Ohio	MAin.....1-6200	4th & Walnut Sts.; Netherland Plaza	DIxie.....5600	Greater Cincinnati	12	SW	50	Coach	1.25
Cleveland 14, Ohio	TOwer.....1-0660	Union Commerce & Term. Tower Bldgs	ORchard....1-5421	Hopkins Municipal	12	SW	60	Coach	1.20
Columbus 15, Ohio	BEImont....5-3461	Deshler-Hilton Hotel, Broad & High Sts.	BEImont....1-8277	Port Columbus	9	NE	40	Limousine	1.20
Dallas 1, Texas	ANdrews....2-3292	Baker & Statler-Hilton Hotels	FLeetwood...7-7391	Dallas Love Field	7	NW	40	Limousine	1.00
				Amon Carter Field	18	W	55	Limousine	1.50
			Love Field to	*Amon Carter Field*	*12*	*W*	*30*	*Limousine*	*1.25*
Dayton 2, Ohio	TWin Oaks....8-4655	Biltmore Hotel, 210 N. Main St.	TWin Oaks....8-5511	Jas. M. Cox Municipal	12½	N	60	Limousine	1.25
Detroit 26, Mich.	WOodward....5-1000	1265 Wash. Blvd. General Motors Bldg. Concourse & Penobscot Bldg. Lobby Dearborn Inn — Dearborn, Mich.	LOgan.....5-9100	Willow Run	32	W	60	Coach	1.50
Douglas, Ariz.	EMpire.....4-3437	Airport Terminal	EMpire.....4-3437	Bisbee/Douglas Int'l.	11	N	35	Limousine	1.25
Elkins, W. Va.	1100	Airport Terminal	1160	Municipal	3	S	20	Taxi	.75
El Paso, Texas	PRospect....4-3381	Hilton Hotel	PRospect....1173	International	7	NE	X40	Limousine	1.05
Evanston, Ill.	FRanklin....2-8000	Carlson Bldg., Orrington & Church	REliance.....5-8100	Midway (Q)	22	SW	90	Coach	2.75
Fort Worth, Texas	ATlas.....4-2511	Texas Hotel, Main & 8th St.	ATlas.....4-2651	Amon Carter Field	19	E	60	Limousine	1.50
				Dallas Love Field	31	E	75	Limousine	2.75
			Amon Carter	*Field to Dallas Love Field*	*12*	*E*	*30*	*Limousine*	*1.25*
Frankfurt, Germany	Not a reservation or ticket office								
Hamilton, Ont., Canada	JAckson.....8-6701	22 King St., West—Toronto	JAckson.....8-6701	Malton	39½	NE	75	Limousine	3.00
Hartford, Conn.	JAckson.....7-5141	Hotel Statler	JAckson.....7-0212	Bradley Field	14	N	45	Coach	G1.40
Honolulu, T. H.	6-3581	1021 Bishop St.	6-3581						
Houston 2, Texas	CApitol.....2-9873	806 Walker Ave.	CApitol.....2-9873	Houston International	10	SE	40	Limousine	1.35
Indianapolis 4, Ind.	MElrose.....7-1501	Claypool Hotel, 14 N. Illinois	CHapel.....1-2545	Municipal	8	SW	45	Coach	1.25
Joplin, Mo.	MAyfair.....3-7085	Airport Terminal	MAyfair.....3-7085	Municipal	4	N	20	Limousine	.75
Knoxville, Tenn.	7-4411	Farragut Hotel, 530 So. Gay St.	7-6264	Municipal	12	SW	60	Limousine	1.35
Las Vegas, Nev.	DUdley.....4-8930	Sahara Hotel	DUdley.....4-8930	McCarran Field			45	Limousine	1.00
Little Rock, Ark.	FRanklin....4-0395	108 E. Capitol Ave.	FRanklin....4-0395	Municipal			2½ SE	30	Limousine	.70
London W1, England	Not a reservation or ticket office †								
Los Angeles, Calif.	MAdison.....6-3811	Statler Center, 906 Wilshire Blvd. and 521 West 6th St.	OREgon.....8-7251	Los Angeles Int'l.	14	SW	60	Coach	1.20
Also see Burbank	THornwall....6-4111		THornwall....6-4111						
Beverly Hills, Calif.	Crestview....4-6185	Beverly Hilton Hotel, 9868 Wilshire	Crestview....4-6185	Los Angeles Int'l.	12	S			
Hollywood 28, Calif.	MAdison.....6-3811	Hollywood Roosevelt Hotel and Hollywood & Vine	OREgon.....8-7251	Los Angeles Int'l.	15	S	60	Coach	1.20
Huntington Park, Cal.	MAdison.....6-3811	7139 Pacific Boulevard	OREgon.....8-7251	Los Angeles Int'l.	13	W			
Long Beach, Calif.	NEwmark....8-0444	Wilton Hotel, 222 E. Ocean Blvd.	NEwmark....8-0444	Los Angeles Int'l.	25	NW	55	Limousine	M2.40
Pasadena, Calif.	SYcamore....5-4225	626 E. Colorado Blvd.	SYcamore....5-4225	Los Angeles Int'l.	30	SW	55	Limousine	N2.50
Louisville 2, Ky.	EMerson....8-1633	319 West Walnut Street	EMerson....8-1666	Standiford Field	6	S	30	Taxi	1.00
Manila, Philippines	3-60-71	Manila Hotel							
Marietta, Ohio	HUdson.....5-5541	(See Parkersburg)	HUdson.....5-5541	(See Parkersburg)					
Memphis 3, Tenn.	WHitehall....8-3311	Peabody Hotel, 145 Union Ave.	WHitehall....8-3374	Municipal	9½	SE	40	Limousine	1.25
Mexico City, D. F. Mex.	◆35-79-35	Avenida Juarez No. 117		Central	3½	S	90	Taxi	W .80
Miami, Fla.	NE.3-3311, FR.9-7646	1640 Du Pont Bldg.	.....22-12-22 NEwton 3-3311	Miami International	7	W	45	Limousine	.85
Midland, Texas	MUtual.....4-8281	Petroleum Life Bldg.	MUtual....4-8281	Midland-Odessa	10	W	20	Limousine	1.50
Milwaukee 2, Wis.	HUmboldt....3-8200	110 E. Wisconsin Bldg., Room 311	SHeridan....4-9855	General Mitchell	6	SE	60	Limousine	1.05
Mpls. 2, St. Paul, Minn.	FEderal.....8-7043	1655 Northwestern Bank Bldg.	FEderal.....8-7043						
Nashville 3, Tenn.	CHapel.....2-6321	Hermitage Hotel, 239 6th Ave. N.	CHapel.....2-6336	Municipal	8½	SE	40	Taxi	Z1.25
Newark 2, N. J.	MItchell....3-8570	812 Commerce Street	MArket.....3-4062	Municipal	2½	S	15	Taxi	K .90
New Haven, Conn.	Hobart.....7-1667	Hotel Taft, College & Chapel Sts.	Hobart.....7-1667	Municipal	4½	E	20	Taxi	K1.60
New Orleans, La.	Canal 5410...TUlane 8592	Int'l Trade Mart Airlines Building, 80 E. 42nd St. (C) East Side Airlines Terminal, 1st Ave., bet. 37th & 38th Sts. (C) West Side Airlines Terminal, 42nd Street and 10th Ave. (C) Astor Hotel Lobby	Canal.....5410	Moisant International	11	NW	50	Limousine	1.25
New York, N. Y.	LOngacre....4-2000	N.Y. Coliseum, 10 Columbus Circle	HAvemeyer...4-7600	La Guardia	9½	E	40		
In New Jersey Call	MItchell....3-8570	New Yorker Hotel Lobby	MArket.....3-4062	N. Y. Int'l. (Idlewild)	16½	SE	55	Coach	1.35
In Westchester Call	WHite Plains..6-6603	Rockefeller Center, 18 W. 49th St.	HAvemeyer...4-7600	Newark	12	W	40	(C)	
In Nassau and Suffolk Call	IVanhoe.....9-5566	Statler Hotel Waldorf-Astoria Hotel Lobby 120 Broadway 200 Livingston St. (Opp. A&S) Bklyn 241 Main St., White Plains, N. Y. Roosevelt Field Shopping Center, Garden City, N. Y.	*Between*	*LaGuardia & N.Y. Int'l.*	*8*	*S*	*40*	*Coach*	*1.35*
Oakland, Calif.	Highgate....4-6065	1420 Broadway	Highgate....4-6056	Metrop. Oakland Int'l.	9	SE	40	Coach	1.15
Odessa, Texas	FEderal.....7-3561	Airport Terminal	FEderal.....7-3561	Midland-Odessa	10	E	25	Limousine	1.50
Oklahoma City, Okla.	Regent.....6-0541	111 Park Avenue	Regent.....6-0541	Will Rogers Field	9	SW	40	Limousine	1.50
Parkersburg, W. Va.	HUdson.....5-5541	Airport Terminal	HUdson.....5-5541	Wood County	8	N	40	Taxi	1.00
Peoria 5, Ill.	7-3556	Airport Terminal	7-3555	Greater Peoria	5½	SW	15	Limousine	1.15
Philadelphia 2, Pa.	KIngsley....6-2900	1423 Walnut St. and Sheraton Hotel	Saratoga.....7-7977	Philadelphia Int'l.	7½	SW	80	Limousine	1.20
Phoenix, Ariz.	ALpine.....2-1721	18 East Adams St.	ALpine.....5761	Sky Harbor Municipal	3½	SE	35	Limousine	1.25
Pittsburgh 22, Pa.	SPalding....1-4437	Penn-Sheraton Hotel	SPalding....1-2255	Greater Pittsburgh	17½	W	60	Coach	1.35
Providence, R. I.	UNion.....1-1200	Sheraton-Biltmore Hotel	JAckson.....1-3773	Rhode Island State	6½	S	35	Limousine	1.10
Richmond, Va.	MIlton.....9-1234	John Marshall & Wm. Byrd Hotels	RE.....7-2872	Byrd Field	8	SE	60	Limousine	1.70
Roanoke, Va.	Empire.....6-3451	Patrick Henry Hotel	Empire.....6-3451	Woodrum Field	6	N	25	Limousine	1.10
Rochester 4, N. Y.	BAker.....5-8000	Seneca Hotel Lobby	GEnesee.....0364	Municipal	5	SW	35	Limousine	1.00
St. Louis 1, Mo.	GArfield....1-2400	Jefferson Hotel, Statler Hotel	PArkview....5-5510	Lambert Municipal	15	NW	60	Coach	1.50
San Antonio 5, Texas	TAylor.....4-1411	310 N. St. Mary's St.—Gunter Hotel	TAylor.....4-1401	San Antonio Int'l.	8½	N	P40	Limousine	1.25
San Diego 1, Calif.	BEImont....4-6131	U. S. Grant Hotel, 330 Broadway	GYpress.....6-6128	Lindbergh Field	1½	NW	20	Taxi	K .80
San Francisco, Calif.	YUkon.....2-1234	Sheraton-Palace & St. Francis Hotels	JUniper.....6-2484	International	13	SE	60	Coach	1.20
In San Jose Call	REgent.....9-2303	65 W. Santa Clara St.	REgent.....9-2303						
Schenectady, N. Y.	FRanklin....7-3381	Van Curler Hotel	FRanklin....7-3381	Albany	8	E	40	Taxi	1.15
Scranton, Pa.	GLenwood....7-5403	Hotel Casey	Scranton.....5297	Wilkes-Barre/Scranton	8	SE	30	Limousine	1.30
Springfield, Ill.	8-3464	Airport Terminal	8-3464	Capital	4	NW	25	Taxi	.90
Springfield 3, Mass.	STate.....8-4571	Sheraton-Kimball Hotel	REpublic....7-3774	Bradley Field	14	SW	50	Coach	1.50
Springfield, Mo.	4-1871	Airport Terminal	4-1871	Municipal	7	NW	30	Limousine	1.00
Syracuse, N. Y.	GRanite.....4-3311	Onondaga Hotel Lobby	GLenview....4-2423	Hancock Field	6	NE	40	Limousine	1.25
Tampa, Fla.	2-3611	311 Twiggs St.	2-3611	Tampa International	6	NW	.....	Taxi	1.00
Tokyo, Japan	59-0833	Imperial Hotel	59-0833						
Toronto 1, Ont., Canada	EMpire.....6-3951	327 Bay Street	EMpire.....8-4365	Malton	18½	NW	70	Coach	T1.25
Troy, N. Y.	Arsenal.....3-3461	Hotel Ten Eyck, Albany	Arsenal.....3-3461	Albany	7	W	35	Taxi	1.75
Tucson, Ariz.	MAin.....4-8792	Pioneer Hotel	Main.....3-4911	Municipal	7½	S	40	Limousine	1.25
Tulsa 3, Okla.	LUther.....4-3631	507 South Boston	TEmple.....8-3361	Municipal	7	NE	40	Limousine	1.25
Washington, D. C.	EXecutive....3-2345	710 14th St., N. W., Mayflower and Statler Hotels	EXecutive....3-6460	Washington National	4	S	30	Limousine	1.20
White Plains, N. Y.	6-6603	241 Main St.	6-6603	See New York					
Wilkes-Barre, Pa.	OLympic....4-6708	Sterling Hotel	OLympic....4-6708	Wilkes-Barre/Scranton	12	NW	40	Limousine	1.25
Wilmington, Del.	OLympia....6-9471	Airport Terminal	EAst.....8-4191	New Castle County	6½	SW	30	Limousine	1.25
Windsor, Ont.	WOodward....5-1000	(See Detroit)	WOodward....5-1000	(See Detroit)					

REFERENCE MARKS FOR THIS PAGE ARE ON PAGE 40

AMERICAN AIRLINES

AMERICAN AIRLINES System Map