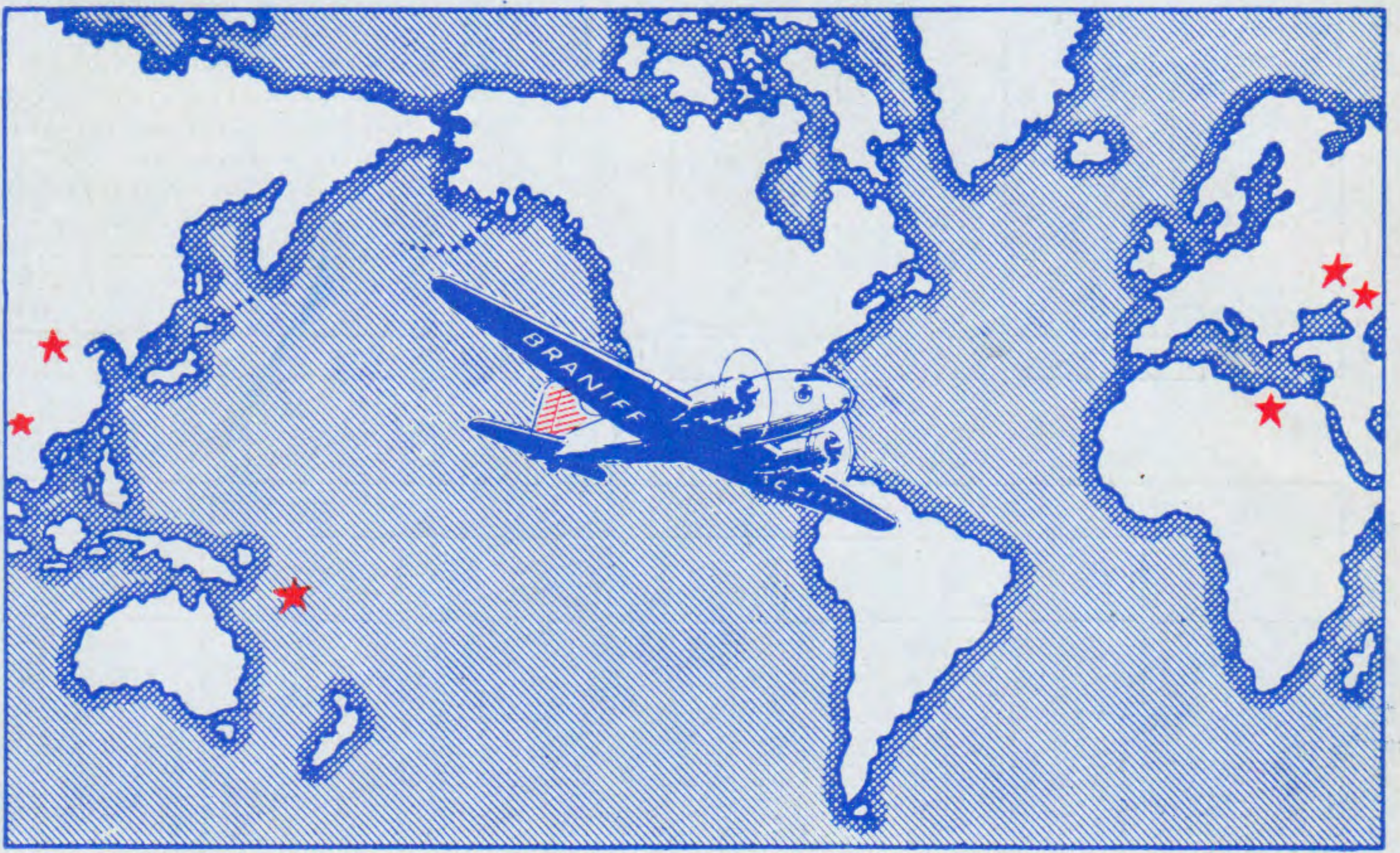


TIME TABLE FOLDER  
EFFECTIVE SEPTEMBER 1, 1942  
Containing Fares and Interline Connections

# BRANIFF

## *Airways*



No matter where the battleground  
... Air Transportation means

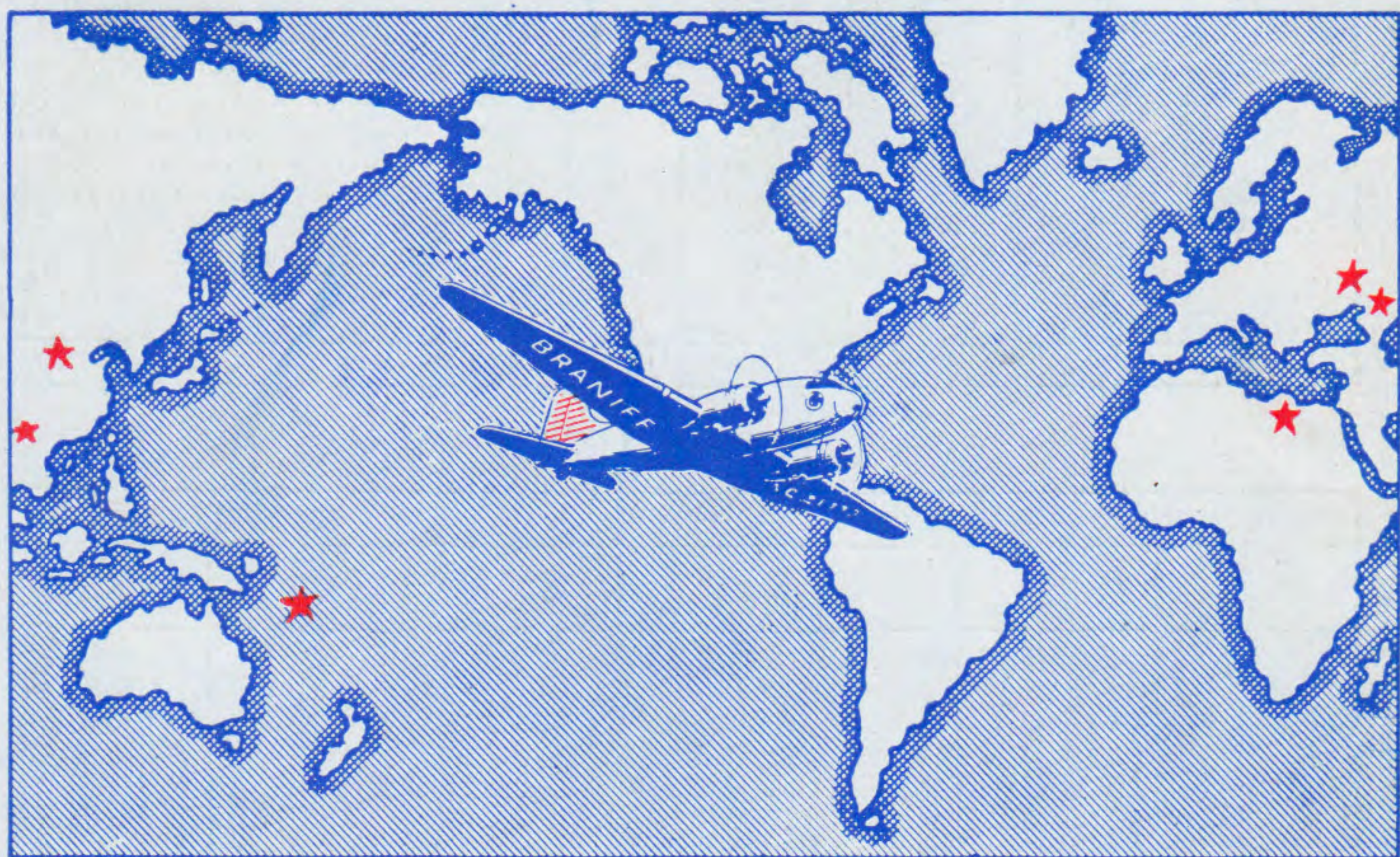
*Victory!*



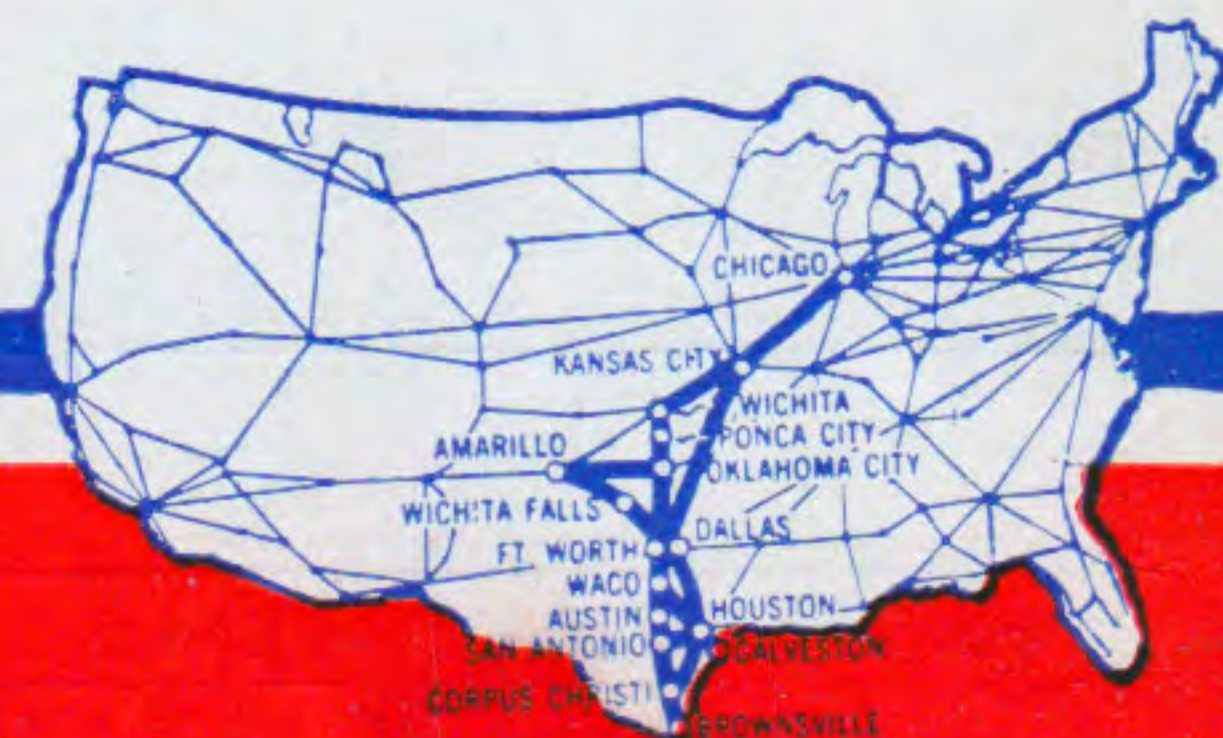
*Save Time by* **BRANIFF** *Southwest*

**15th YEAR OF SERVICE**

# BRANIFF Airways



No matter where the battleground  
... Air Transportation means  
*Victory!*



Save Time by **BRANIFF** Southwest

15th YEAR OF SERVICE

ONE WAY FARES

AIRPORT TO AIRPORT	Amarillo	Austin	Brownsville	Chicago	Corpus Christi	Dallas	Fort Worth	Houston	Kansas City	Oklahoma City	Ponca City	San Antonio	Waco	Wichita	Wichita Falls
Amarillo	24.25	19.00	72.63	64.63	23.00	2.50	14.00	14.00	18.60	5.50	31.45	9.00	26.45	26.15	65.80
Austin	41.25	57.85	8.00	46.85	23.00	27.50	17.00	10.95	13.95	9.50	20.70	20.70	11.70	45.20	65.05
Brownsville	36.25	13.00	72.63	46.85	23.00	27.50	17.00	10.95	13.95	9.50	20.70	20.70	11.70	45.20	65.05
Chicago	13.25	11.00	28.00	46.85	23.00	27.50	17.00	10.95	13.95	9.50	20.70	20.70	11.70	45.20	65.05
Corpus Christi	13.25	11.00	28.00	46.85	23.00	27.50	17.00	10.95	13.95	9.50	20.70	20.70	11.70	45.20	65.05
Dallas	13.25	11.00	28.00	46.85	23.00	27.50	17.00	10.95	13.95	9.50	20.70	20.70	11.70	45.20	65.05
Fort Worth	13.25	11.00	28.00	46.85	23.00	27.50	17.00	10.95	13.95	9.50	20.70	20.70	11.70	45.20	65.05
Houston	27.25	15.00	18.00	46.85	23.00	27.50	17.00	10.95	13.95	9.50	20.70	20.70	11.70	45.20	65.05
Kansas City	26.90	38.50	55.50	46.85	23.00	27.50	17.00	10.95	13.95	9.50	20.70	20.70	11.70	45.20	65.05
Oklahoma City	26.90	38.50	55.50	46.85	23.00	27.50	17.00	10.95	13.95	9.50	20.70	20.70	11.70	45.20	65.05
Ponca City	26.90	38.50	55.50	46.85	23.00	27.50	17.00	10.95	13.95	9.50	20.70	20.70	11.70	45.20	65.05
San Antonio	28.25	27.45	44.45	46.85	23.00	27.50	17.00	10.95	13.95	9.50	20.70	20.70	11.70	45.20	65.05
Waco	19.25	5.00	14.00	46.85	23.00	27.50	17.00	10.95	13.95	9.50	20.70	20.70	11.70	45.20	65.05
Wichita	8.45	31.45	48.45	46.85	23.00	27.50	17.00	10.95	13.95	9.50	20.70	20.70	11.70	45.20	65.05
Wichita Falls	62.15	16.70	33.70	46.85	23.00	27.50	17.00	10.95	13.95	9.50	20.70	20.70	11.70	45.20	65.05
Detroit (C)	80.85	71.10	85.88	46.85	23.00	27.50	17.00	10.95	13.95	9.50	20.70	20.70	11.70	45.20	65.05
Los Angeles (C)	76.25	80.85	97.85	46.85	23.00	27.50	17.00	10.95	13.95	9.50	20.70	20.70	11.70	45.20	65.05
Mexico City (C)	95.85	54.00	35.00	46.85	23.00	27.50	17.00	10.95	13.95	9.50	20.70	20.70	11.70	45.20	65.05
New York (C)	95.85	54.00	35.00	46.85	23.00	27.50	17.00	10.95	13.95	9.50	20.70	20.70	11.70	45.20	65.05
Washington (C)	83.70	81.45	93.35	46.85	23.00	27.50	17.00	10.95	13.95	9.50	20.70	20.70	11.70	45.20	65.05

REFERENCE MARK EXPLANATIONS

Light face figures—AM Time Dark face figures—PM TIME  
 CT—Central War Time ET—Eastern War Time  
 PT—Pacific War Time CST—Central Standard Time  
 PAA—Pan American Airways  
 \*—Complimentary meal aloft  
 §—Complimentary light meal  
 †—Via connecting Braniff flight to or from Dallas  
 m—Via American Airlines  
 p—Via TWA and PCA

EXPLANATION OF REFERENCES

a—Via Amarillo only.  
 c—Includes fare of connecting carrier. For routing see local agent.  
 d—Via Dallas.  
 All Fares and Schedules shown herein are for information only, and are subject to change and correction without notice. Official Braniff Airways Fares are published in Local and Joint Passenger Tariff No. 1, C. T. C. No. 2, C. A. B. No. 2, which is on file with the Civil Aeronautics Board, and which is open for public inspection at any Braniff Airways Office. All Fares are from Airport to Airport, and apply via the most direct routing unless otherwise indicated.

TICKET OFFICES

CITY	ADDRESS	PHONE	CITY	ADDRESS	PHONE
Amarillo, Tex.	Rule Bldg.	2-4343	Houston, Tex.	Rice Hotel	P. 2331
	English Field	9373		Airport	W. 9-1211
Austin, Tex.	Austin Hotel	8-6411	Kansas City, Mo.	Muehlebach Htl.	Ha. 5990
	Airport	2-5633		Airport	No. 4288
Brownsville, Tex.	Airport	1200	Mexico City	Filomeno Mata & Madero	Eric. 12-98-06, Mex. J03-37
Burlington, Iowa	Airport	332	Okla. City, Okla.	City Tkt. Office	
Chicago, Ill.	City Ticket Offices			121 No. Robinson	7-3525
	29 E. Monroe	Ran. 3181		After 6:00PM.	6-4425
Corpus Christi, Tex.	Plaza Hotel	5558	Ponca City, Okla.	Airport	1882
	Airport	7512	San Antonio, Tex.	Gunter Hotel	F. 3381
Dallas, Tex.	Adolphus Hotel			San Antonio Air-	
	Baker Hotel	RI. 3345		port	T. 3351
Ft. Worth, Tex.	Texas Hotel	3-2505	Waco, Tex.	Airport	556
	Meachma Field	6-5431	Wichita, Kans.	Allis Hotel	5-4646
Galveston, Tex.	Airport	8133		Airport	6-6112
			Wichita Falls, Tex.	Marchman Hotel	9911
				Airport	2-4520

Reservations also at Hotels, Travel Bureaus, Telegraph Companies

# THE DIRECT, CONVENIENT WAY TO SPEED WAR EFFORTS

"Leaving" times of Braniff trips in this folder are times at which passenger loading forms close. "Arrival" times shown are times airplane arrives at unloading gate. Enplaning passengers should arrive at airport fifteen minutes before leaving times shown. Your co-operation will help us operate without delays.

## CHICAGO — KANSAS CITY — DALLAS — HOUSTON — SAN ANTONIO — MEXICO CITY

SOUTHBOUND — Read Down					NORTHBOUND — Read Up							
THE TEXAS RANGER		THE TEXAN-AIRE		THE STARLITE EXPRESS	DAILY SCHEDULES					THE STARLITE EXPRESS	THE TEXAS RANGER	THE CHICAGO EXPRESS
Trip 5	Trip 33	Trip 3	Trip 39	Trip 1	Trip 2	Trip 32	Trip 8	Trip 38	Trip 4			
8:00		2:10		9:10	Lv. CHICAGO (CT) Ar	6:20		5:36	10:25			
10:45		4:55		11:55	Lv. KANSAS CITY Ar	3:57		3:12	8:00			
10:57		*5:07		12:07	Lv. KANSAS CITY Ar	3:44		3:04	7:50			
12:15				1:25	Lv. Wichita Ar	2:32		1:52				
12:19				1:29	Lv. Wichita Ar	2:28		1:48				
12:53					Lv. Ponca City Ar	1:55						
12:58					Lv. Ponca City Ar	1:50						
1:43				2:36	Lv. Oklahoma City Ar	1:07	*12:42					
\$1:50				2:41	Lv. Oklahoma City Ar	1:02	12:37					
3:05	8:35	8:10	8:40	3:56	Lv. DALLAS Ar	11:45	11:30	11:20	*5:00			
3:20		8:25		4:08	Lv. DALLAS Ar	11:32		11:10	4:50			
3:45		8:50		4:31	Lv. Ft. Worth Ar	11:09		10:47	4:27			
3:52		8:57		4:37	Lv. Ft. Worth Ar	10:52		10:41	4:21			
4:34					Lv. Waco Ar			9:59				
4:39					Lv. Waco Ar			9:54				
	10:15		10:20		Lv. HOUSTON Ar		9:50		9:30			
	10:20				Lv. HOUSTON Ar				9:22			
					Lv. Galveston(Y) Ar							
5:22		10:12		5:52	Lv. Austin Ar	9:39		9:14	3:08			
5:27		10:17		5:57	Lv. Austin Ar	9:34		9:08	3:03			
6:05		10:55		6:35	Lv. SAN ANTONIO Ar	8:58		8:30	2:25			
	11:41			\$ 6:40	Lv. SAN ANTONIO Ar	8:49						
				7:43	Lv. Corpus Christi Ar	7:50			8:00			
				7:49	Lv. Corpus Christi Ar	7:43						
				8:55	Lv. BROWNSVILLE (CT) Ar	*6:37						
				11:55	Lv. Mexico City (PAA) (CST) Ar	12:05						

## AMARILLO — DALLAS — SOUTH TEXAS

SOUTHBOUND — Read Down		NORTHBOUND — Read Up	
Trip 3	Trip 33	Trip 8	Trip 38
	*5:40	Lv. AMARILLO (CT) Ar	2:07
	7:07	Lv. Wichita Falls Ar	*12:42
	7:55	Lv. Ft. Worth Ar	11:47
	8:02	Lv. Ft. Worth Ar	11:40
8:25	8:25	Lv. DALLAS Ar	11:15
8:57	8:35	Lv. DALLAS Ar	11:10
		Lv. Ft. Worth Ar	
		Lv. Waco Ar	
	10:15	Lv. HOUSTON Ar	9:30
10:12		Lv. Austin Ar	
10:55		Lv. SAN ANTONIO Ar	8:30
	11:41	Lv. CORPUS CHRISTI Ar	8:00

## HOUSTON — SAN ANTONIO

WESTBOUND — Read Down		EASTBOUND — Read Up	
Trip 51	Trip 54	DAILY SCHEDULES	
10:40	8:15	Lv. Houston (CT) Ar	
12:10	6:45	Ar. San Antonio (CT) Lv	

## OKLAHOMA CITY — AMARILLO

WESTBOUND — Read Down		EASTBOUND — Read Up	
SERVICE TEMPORARILY SUSPENDED			
Lv.	Okla. City (CT) Ar	Ar.	Amarillo (CT) Lv

## CONNECTIONS EAST VIA DALLAS AND FT. WORTH

WESTBOUND — Read Down		EASTBOUND — Read Up	
Trip 33	Trip 3	Trip 2	Trip 32
6:30	8:35	10:09	6:58
7:27	9:32	9:20	—
8:36	10:41	7:59	5:16
Lv. New York (m) (ET) Ar	Lv. Philadelphia (m) " Ar	Lv. Washington (m) " Ar	
Lv. Dallas (CT) Ar	Lv. Ft. Worth Ar	Lv. Austin Lv	Lv. Houston Lv
Lv. San Antonio (CT) Lv			

## CONNECTIONS WEST VIA DALLAS AND FT. WORTH

EASTBOUND — Read Down		WESTBOUND — Read Up	
Trip 39	Trip 1	Trip 3	Trip 33
u5:00	u2:00	t6:40	Lv. San Francisco† (PT) Ar
m8:35	m4:30	t9:00	Lv. Los Angeles† " Ar
Lv. Amarillo (CT) Ar	Lv. Ft. Worth Lv	Lv. Dallas Lv	Lv. Ft. Worth Ar
Lv. Austin Lv	Lv. Houston Lv	Lv. San Antonio (CT) Lv	

## CONNECTIONS VIA CHICAGO

SOUTHBOUND — Read Down					NORTHBOUND — Read Up				
Trip 5	Trip 3	Trip 1	BRANIFF AIRWAYS		Trip 2	Trip 8	Trip 4		
8:00	2:10	9:10	Lv. Chicago (CT) Ar	6:20	5:36	10:25			
10:45	4:55	11:55	Lv. Kansas City Lv	3:57	3:12	8:00			
12:15		1:25	Lv. Wichita Lv	2:32	1:52				
1:43		2:36	Lv. Oklahoma City Lv	1:07	12:42				
3:05	8:10	3:56	Lv. Dallas Lv	11:45	11:20	5:00			
3:45	8:50	4:31	Lv. Ft. Worth Lv	11:09	10:47	4:27			
	8:57	4:37	Lv. Houston Lv	9:39	9:30				
	10:15	5:52	Lv. San Antonio (CT) Lv	8:58	8:30	2:25			
6:05	10:55	6:35							

TO, THROUGH AND FROM AMERICA'S INDUSTRIAL SOUTHWEST