



**CONNECTIONS COAST<sub>TO</sub> COAST**

**WASHINGTON  
PITTSBURGH  
AKRON  
CLEVELAND  
DETROIT  
MILWAUKEE**

**10<sup>TH</sup> YEAR OF OPERATION**


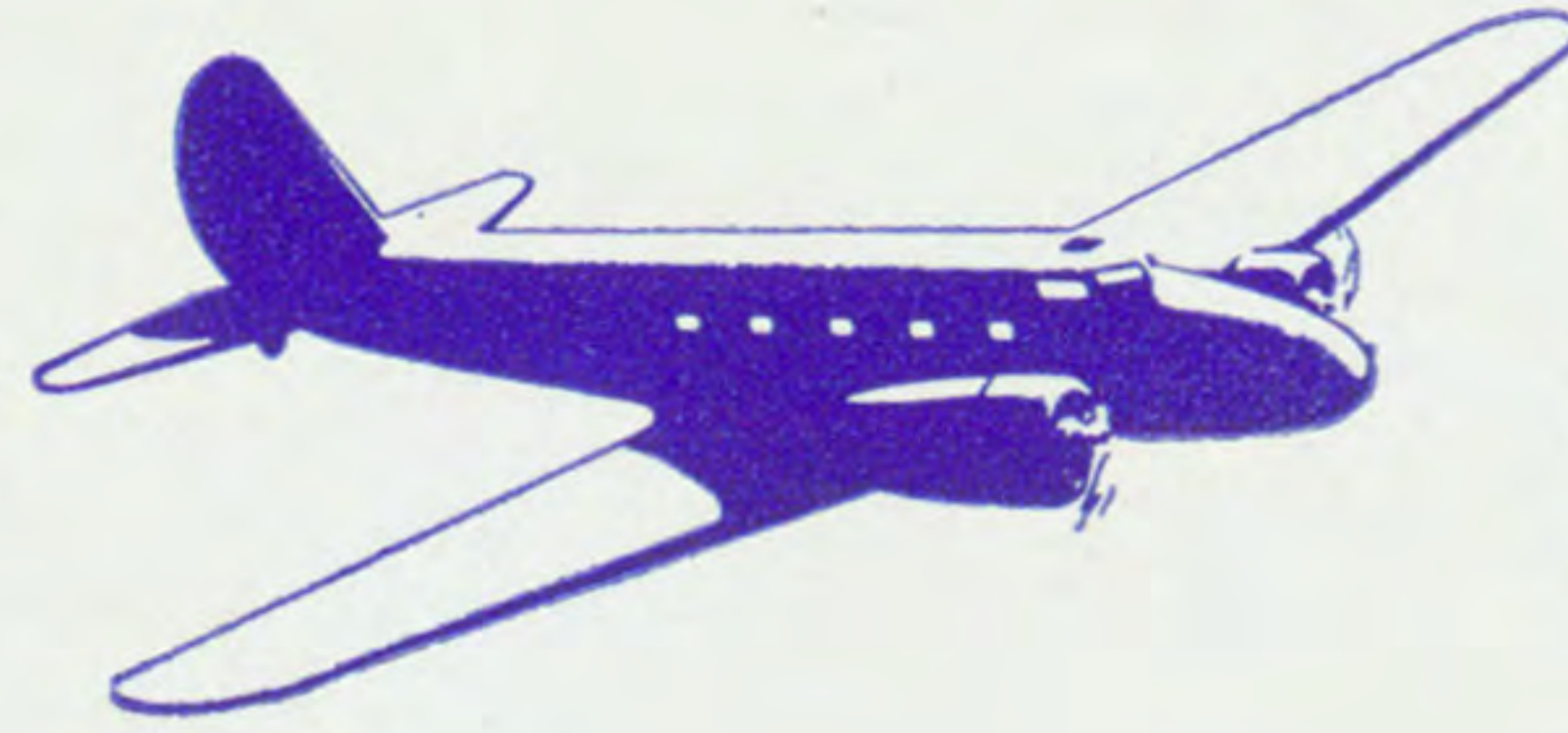
Fly PENNSYLVANIA

to the


Great Lakes  
EXPOSITION

at CLEVELAND!

Don't miss it - - Closes October 4th



Night View of the Esplanade, with the rays of the Aurora Borealis showing over the Marine Theatre in the background.



Huge Entrance Pylons, beautifully illuminated, seen at night.

Thousands have already viewed this glamorous spectacle, which presents outstanding attractions worthy of a World's Fair. Plan now to attend this mammoth entertaining and educational exposition, but, by all means, go by air.

When you fly, you avoid traffic snarls and parking worries, as well as arriving quickly, refreshed for a round of sightseeing.

Pennsylvania Airlines' frequent daily schedules offer service to suit your convenience. All Metal Boeings will give you swift miles of arm chair comfort enroute at cool altitudes away from dust and cinders. Pennsylvania's low fares make available enjoyable travel at economical rates—no tips—no extras.

MAKE YOUR RESERVATIONS EARLY!

# PENNSYLVANIA AIRLINES

AND TRANSPORT COMPANY

General Offices: Allegheny County Municipal Airport  
PITTSBURGH, PA.

## INFORMATION—RESERVATIONS—TICKETS

Call any Postal or Western Union Telegraph office (no charge for delivery of air tickets), Transportation desks of leading hotels, authorized travel or tourist bureaus, any Pennsylvania Railroad office, any office of connecting Airlines or any Pennsylvania Airlines office listed below.

- Akron, Ohio..... Passenger Terminal, AKRON MUNICIPAL AIRPORT,  
Tel. Jefferson 5151
- Cleveland, Ohio..... Traffic Office, CLEVELAND MUNICIPAL AIRPORT,  
Tel. Clearwater 3600
- Detroit, Mich..... Passenger Terminal, CITY AIRPORT..... Tel. Pingree 6600
- Grand Rapids, Mich.... Passenger Terminal, GRAND RAPIDS AIRPORT. Tel. 52171
- Lansing, Mich..... Passenger Terminal, CAPITOL CITY AIRPORT. Tel. 21163  
Night Telephone 21286
- Milwaukee, Wis..... Passenger Terminal, MILWAUKEE COUNTY AIRPORT,  
Tel. Sheridan 3323
- Muskegon, Mich..... Passenger Terminal, MUSKEGON COUNTY AIRPORT,  
Tel. 3-2211 or 25985
- Pittsburgh, Pa..... Air Travel Bureau of Pittsburgh, WM. PENN. HOTEL,  
Tel. Grant 6100  
Passenger Terminal, PITTSBURGH MUNICIPAL AIRPORT,  
Tel. Homestead 4141
- Pontiac, Mich..... Passenger Terminal, MUNICIPAL AIRPORT..... Tel. 5164
- Washington, D. C..... Passenger Terminal, WASHINGTON AIRPORT,  
Tel. National 7070

## GROUND TRANSPORTATION (To and From Airports)

Station	Airport	Miles from City	City Terminal	Cab Fare	Running Time
Milwaukee	County Airport	6½	Leading Hotels	\$.75	20 min.
Muskegon	County Airport	5½	Leading Hotels	1.00	20 min.
Grand Rapids	Grand Rapids Airport	5	Leading Hotels	.75	30 min.
Lansing	Capitol City Airport	4½	Leading Hotels	.75	25 min.
Pontiac	Municipal Airport	7	Leading Hotels	1.25	25 min.
Detroit	Detroit City Airport	6½	Leading Hotels	.50	35 min.
Cleveland	Municipal Airport	12	Leading Hotels	.75	40 min.
Akron	Municipal Airport	4½	Leading Hotels	.75	15 min.
Pittsburgh	County-Municipal Airport	10½	Downtown Hotels	.75	45 min.
Washington	Washington Airport	2½	Downtown Hotels	.50	15 min.

CORRECTED TO SEPTEMBER 1, 1936




CONNECTIONS COAST TO COAST

WASHINGTON  
PITTSBURGH  
AKRON  
CLEVELAND  
DETROIT  
MILWAUKEE

10TH YEAR OF OPERATION

## PENNSYLVANIA AIRLINES SCHEDULES

WASHINGTON - CLEVELAND - DETROIT - GRAND RAPIDS - MILWAUKEE							Read Down										Read Up					
5	7	9	3	17	1	15	Air Mis.	Corrected to September 1, 1936						2	8	4	6	12	14			
Daily	Daily	Daily	Daily	Sun. Only	Ex. Sun. & Hol.	Ex. Sun.		AM	AM	AM	AM	AM	PM	PM	PM	PM	PM	PM				
PM 5 45	PM 4 45	PM	PM 12 10	AM	AM 8 45	AM	0	Lv. WASHINGTON (ET) Ar.	AM 10 35	PM 2 35	PM 4 50	PM	PM	PM	PM	PM	PM	PM				
7 05	6 05		1 30		10 05		195	Ar. PITTSBURGH	Lv. 9 25	1 25	3 40											
7 15	6 15		1 40		10 15		195	Lv. AKRON	Ar. 9 15	1 15	3 25											
f 8 00	f 7 00		f 2 25		f 11 00		288	Lv. CLEVELAND	f 8 40	f 12 40	f 2 50											
8 20	7 20		2 45		11 20		321	Ar. DETROIT (ET) Lv.	Ar. 8 20	12 20	2 30											
b 8 32	7 32	5 20	2 57	11 32	11 32	7 45	321	Lv. MILWAUKEE (CT) Lv.	Ar. 8 08	12 08	2 18	4 48	7 18	8 15								
9 32	8 20	6 08	3 45	12 20	12 20	8 33	423	Ar. DETROIT (ET) Lv.	Ar. 7 20	11 20	1 30	4 00	6 30	7 15								
PM	PM	PM	PM	PM	PM	AM			AM	AM	PM	PM	PM	PM	PM	PM	PM	PM				
			23 Daily		25 Ex. Sun. & Hol.	21 Daily		(CT)—Central Standard Time (ET)—Eastern Standard Time		22 Daily		26 Ex. Sun. & Hol.		24 Daily								
			PM 4 20		PM 12 30	AM 8 45	423	Lv. DETROIT (ET) Ar.	Ar. AM 11 00		PM 3 40		PM 6 50									
			5 05		f 1 15	9 30	451	Lv. PONTIAC	Lv. 10 45				6 15									
			5 30		1 40	9 55	512	Lv. LANSING	Lv. 10 15		f 3 05		5 45									
			5 40		1 50	10 10	567	Ar. GRAND RAPIDS	Lv. 9 45		2 25		5 30									
			5 45		f 2 10	10 35	602	Lv. MUSKEGON	Lv. 9 35		f 2 05		5 10									
			PM		1 50	10 15	687	Ar. MILWAUKEE (CT) Lv.	Lv. 7 35		12 25		3 30									



Excellent  
COMMUTER SERVICE  
between  
ALL POINTS SERVED

ALL METAL BOEINGS ON ALL FLIGHTS

