


# WIS

WISCONSIN CENTRAL AIRLINES

FLIGHT SCHEDULE



Effective June 1, 1948



### ● EQUIPMENT

Lockheed Electra twin engine transports are operated on all flights. These planes are especially adapted for regional type air service and have been proven on a number of airlines. The flight system provides daily round trip service to all points on the Wisconsin Central route.

### ● RESERVATIONS

Reservations may be made at your local Wisconsin Central ticket office or through your travel agent. A complete list of Wisconsin Central terminals is included on the back of this folder for your information.

### ● INTERLINE TICKETING

Wisconsin Central agents are prepared to confirm reservations and issue tickets to any city in this country or abroad served by a U. S. certificated airline.

### ● AIR TRAVEL CARDS

As a member of the Air Traffic Conference of America, Wisconsin Central Airlines accepts Universal Air Travel Script Cards. Trip insurance may be purchased at all offices of the Airline.

### ● CONNECTIONS

Wisconsin Central Airlines is a feeder airline and makes convenient connections with most of the trunk airlines. In effect this gives you a through air service to any destination served by a scheduled airline.



## PASSENGER INFORMATION

- **RESERVATIONS** must be made in advance. Passengers must present themselves at the airport office of Wisconsin Central Airlines at least ten minutes prior to plane departure time.
- **CANCELLATIONS:** Wisconsin Central reserves the right to cancel any booking before passage begins or enroute whenever such action is deemed advisable or necessary. In all events, the passenger's sole recourse shall be the recovery of that portion of the fare equal to the distance untraveled.
- **BAGGAGE ALLOWANCE:** Forty pounds of baggage, including brief case and hand luggage, will be carried free on any ticket. Charge for excess baggage, up to fifty pounds is 1/2 of 1 percent of the one way fare per pound, with a minimum charge of 25 cents.
- **CHILDREN'S FARES:** A child under two years of age will be carried free if held on lap. Children two years of age and under twelve will be charged one-half the applicable adult fare. Children under eight must be accompanied by an adult passenger.
- **SCHEDULES** show the time at which planes may be expected to arrive at, or depart from stations, but the Company will not be responsible for consequences arising from delays or from errors in the printed schedule. Schedules and fares shown are subject to change without notice.
- **STOPOVERS:** Within the time limit of the ticket, stopover will be permitted at any scheduled stop provided prior arrangements have been made. Passenger assumes responsibility of making necessary subsequent reservations.
- **CAB SERVICE:** For the convenience of passengers, Wisconsin Central will be glad to arrange taxi or bus transportation if notice is given ticket agent before departure of plane.


## RESERVATIONS

| CITY                | AIRPORT               | PHONE            |
|---------------------|-----------------------|------------------|
| Baraboo, Wis.       | Bell Aero             | 1515             |
| Chicago, Ill.       | Municipal             | Portsmouth 8800  |
| Chisholm, Minn.     | Hibbing Municipal     | Hibbing 1250-W   |
| Clintonville, Wis.  | Municipal             | 221              |
| Duluth, Minn.       | Williamson-Johnson    | Melrose 3000     |
| Eau Claire, Wis.    | Municipal             | 4633             |
| Hibbing, Minn.      | Municipal             | 1250-W           |
| Land o' Lakes       | King's Gateway        |                  |
| Madison, Wis.       | Municipal             | Gifford 7540     |
| Milwaukee, Wis.     | Gen. Mitchell         | Humboldt 1954    |
| Minneapolis, Minn.  | Wold-Chamberlain      | Parker 4314      |
| Oshkosh, Wis.       | Winnebago County      | Stanley 5        |
| Portage, Wis.       | Bell Aero             | Baraboo 1515     |
| Rhineland, Wis.     | Municipal             | 451-J            |
| St. Cloud, Minn.    | Whitney Memorial      | 4580             |
| St. Paul, Minn.     | Wold-Chamberlain      | Garfield 5909    |
| Stevens Point, Wis. | Municipal             | 2510             |
| Superior, Wis.      | Williamson-Johnson    | Melrose 3000     |
| Wausau, Wis.        | Alexander             | 4550             |
| Wis. Rapids, Wis.   | Stevens Pt. Municipal | Stevens Pt. 2510 |

# WIS

WISCONSIN CENTRAL AIRLINES

FLIGHT SCHEDULE



Effective June 1, 1948

# WISCONSIN CENTRAL AIRLINES, INC.

OFFICES: MUNICIPAL AIRPORT, MADISON, WISCONSIN

FRANCIS M. HIGGINS, President

H. N. CARR, Executive Vice-President

A. E. SCHWANDT, Secretary-Treasurer

D. G. HENDRICKSON, Operations Manager

## Route of the Northliners

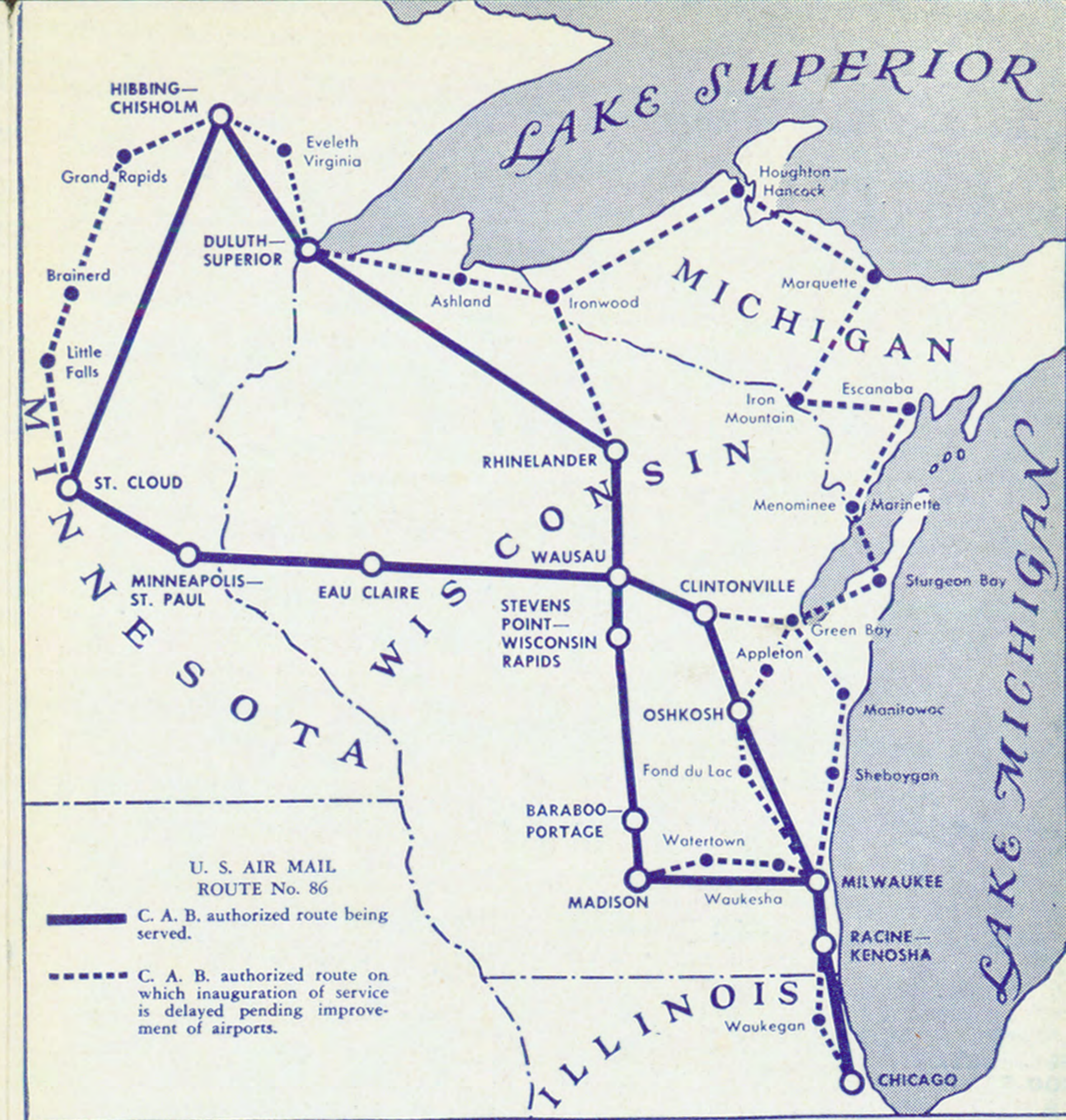
| SOUTHBOUND—Read Down |             |             |             | NORTHBOUND—Read Up                   |      |       |      |
|----------------------|-------------|-------------|-------------|--------------------------------------|------|-------|------|
| Flight 8 PM          | Flight 6 PM | Flight 4 AM | Flight 2 AM | ALL FLIGHTS DAILY                    |      |       |      |
| 4:00                 |             | 9:05        |             | Lv. (CST) HIBBING-CHISHOLM (CST) Ar. | 8:46 | 1:04  |      |
| 5:04                 |             |             |             | Ar. ST. CLOUD Lv.                    | 7:42 |       |      |
| 5:10                 |             |             |             | Lv. ST. CLOUD Ar.                    | 7:37 |       |      |
| 5:47                 |             |             |             | Ar. MINNEAPOLIS-ST. PAUL Lv.         | 7:00 |       |      |
|                      | 1:30        |             |             | Lv. MINNEAPOLIS-ST. PAUL Ar.         |      | 12:23 |      |
|                      | 2:13        |             |             | Ar. EAU CLAIRE Lv.                   |      | 11:40 |      |
|                      | 2:20        |             |             | Lv. EAU CLAIRE Ar.                   |      | 11:34 |      |
|                      |             | 9:34        |             | Ar. DULUTH-SUPERIOR Lv.              |      | 12:35 |      |
|                      |             | 9:40        |             | Lv. DULUTH-SUPERIOR Ar.              |      | 12:27 |      |
|                      |             |             |             | Ar. *LAND O' LAKES Lv.               |      |       |      |
|                      |             |             |             | Lv. *LAND O' LAKES Ar.               |      |       |      |
|                      |             | 10:51       |             | Ar. RHINELANDER Lv.                  |      | 11:13 |      |
|                      |             | 10:56       |             | Lv. RHINELANDER Ar.                  |      | 11:08 |      |
|                      | 3:04        | 11:24       |             | Ar. WAUSAU Lv.                       |      | 10:40 |      |
|                      | 3:20        | 11:40       |             | Lv. WAUSAU Ar.                       |      | 10:23 |      |
|                      |             | 11:58       |             | Ar. STEVENS PT.-WIS. RAPIDS Lv.      |      | 10:05 |      |
|                      |             | 12:03       |             | Lv. STEVENS PT.-WIS. RAPIDS Ar.      |      | 10:00 |      |
|                      |             | 12:40       |             | Ar. BARABOO-PORTAGE Lv.              |      | 9:23  |      |
|                      |             | 12:45       |             | Lv. BARABOO-PORTAGE Ar.              |      | 9:18  |      |
|                      |             | 1:08        |             | Ar. MADISON Lv.                      |      | 8:55  |      |
|                      |             | 1:25        |             | Lv. MADISON Ar.                      |      | 8:40  |      |
|                      | 3:49        |             | 7:05        | Ar. CLINTONVILLE Lv.                 |      |       |      |
|                      | 3:55        |             |             | Lv. CLINTONVILLE Ar.                 |      |       |      |
|                      | 4:22        |             |             | Ar. OSHKOSH Lv.                      |      | 9:58  |      |
|                      | 4:27        |             |             | Lv. OSHKOSH Ar.                      |      | 9:53  |      |
|                      |             |             |             | Ar. MILWAUKEE Lv.                    |      | 9:26  |      |
|                      |             |             |             | Lv. MILWAUKEE Ar.                    |      | 9:21  |      |
|                      | 5:08        | 2:05        | 7:45        | Ar. CHICAGO (CST) Lv.                |      | 8:00  |      |
|                      | 5:20        | 2:15        |             | Lv. CHICAGO (CST) Ar.                |      | 7:43  |      |
|                      | 6:03        | 2:58        |             | Ar. CHICAGO (CST) Lv.                |      | 7:00  |      |
|                      |             |             |             | Lv. CHICAGO (CST) Ar.                |      |       | 6:05 |

AM—Light Face Type. PM—Bold Face Type. CST—Central Standard Time. \*Served thru Rhinelander pending CAB approval of stop at Land o' Lakes Airport.

## ONE-WAY FARES

| AND BETWEEN             | Baraboo-Portage | Chicago | Clintonville | Duluth-Superior | Eau Claire | Hibbing-Chisholm | Land o' Lakes | Madison | Milwaukee | Minneapolis-St. Paul | Oshkosh | Rhinelander | St. Cloud | Stevens Pt.-Wis. Rapids | Wausau  |
|-------------------------|-----------------|---------|--------------|-----------------|------------|------------------|---------------|---------|-----------|----------------------|---------|-------------|-----------|-------------------------|---------|
| Baraboo-Portage         | .....           | \$ 9.40 | \$ 8.80      | \$18.50         | \$11.20    | \$21.45          | \$11.35       | \$ 2.05 | \$ 6.35   | \$16.35              | \$11.10 | \$ 9.05     | \$20.40   | \$ 4.30                 | \$ 5.80 |
| Chicago                 | \$ 9.40         | .....   | 12.20        | 27.90           | 20.60      | 30.85            | 20.75         | 7.35    | 4.85      | 25.75                | 9.60    | 18.45       | 29.80     | 13.70                   | 15.20   |
| Clintonville            | 8.80            | 12.20   | .....        | 15.70           | 8.40       | 18.35            | 8.55          | 10.85   | 7.35      | 13.55                | 2.60    | 6.25        | 17.60     | 4.50                    | 3.00    |
| Duluth-Superior         | 18.50           | 27.90   | 15.70        | .....           | 18.10      | 2.95             | 9.00          | 20.55   | 23.05     | 16.25                | 18.30   | 9.45        | 12.20     | 14.20                   | 12.70   |
| Eau Claire              | 11.20           | 20.60   | 8.40         | 18.10           | .....      | 18.45            | 10.95         | 13.25   | 15.75     | 5.15                 | 11.00   | 8.65        | 9.20      | 6.90                    | 5.40    |
| Hibbing-Chisholm        | 21.45           | 30.85   | 18.65        | 2.95            | 18.45      | .....            | 11.95         | 23.50   | 26.00     | 13.30                | 21.25   | 12.40       | 9.25      | 17.15                   | 15.65   |
| Land o' Lakes           | 11.35           | 20.75   | 8.55         | 9.00            | 10.95      | 11.95            | .....         | 13.40   | 15.90     | 16.10                | 11.15   | 2.30        | 20.15     | 7.05                    | 5.55    |
| Madison                 | 2.05            | 7.35    | 10.85        | 20.55           | 13.25      | 23.50            | 13.40         | .....   | 4.30      | 18.40                | 9.05    | 11.10       | 22.45     | 6.35                    | 7.85    |
| Milwaukee               | 6.35            | 4.85    | 7.35         | 23.05           | 15.75      | 26.00            | 15.90         | 4.30    | .....     | 20.90                | 4.75    | 13.60       | 24.95     | 10.35                   | 10.35   |
| Minneapolis-St. Paul    | 16.35           | 25.75   | 13.55        | 16.25           | 5.15       | 13.30            | 16.10         | 18.40   | 20.90     | .....                | 16.15   | 13.80       | 4.05      | 12.05                   | 10.55   |
| Oshkosh                 | 11.10           | 9.60    | 2.60         | 18.30           | 11.00      | 21.25            | 11.15         | 9.05    | 4.75      | 16.15                | .....   | 8.85        | 20.20     | 7.10                    | 5.60    |
| Rhinelander             | 9.05            | 18.45   | 6.25         | 9.45            | 8.65       | 12.40            | 2.30          | 11.10   | 13.60     | 13.80                | 8.85    | .....       | 17.85     | 4.75                    | 3.25    |
| St. Cloud               | 20.40           | 29.80   | 17.60        | 12.20           | 9.20       | 9.25             | 20.15         | 22.45   | 24.95     | 4.05                 | 20.20   | 17.85       | .....     | 16.10                   | 14.60   |
| Stevens Pt.-Wis. Rapids | 4.30            | 13.70   | 4.50         | 14.20           | 6.90       | 17.15            | 7.05          | 6.35    | 10.35     | 12.05                | 7.10    | 4.75        | 16.10     | .....                   | 1.50    |
| Wausau                  | 5.80            | 15.20   | 3.00         | 12.70           | 5.40       | 15.65            | 5.55          | 7.85    | 10.35     | 10.55                | 5.60    | 3.25        | 14.60     | 1.50                    | .....   |

Round trip fares twice one-way fares. — Children 2 to 12 travel half-fare. — All fares subject to 15% Federal Tax.



## PASSENGERS

## AIR MAIL AIR EXPRESS

Wisconsin Central provides daily, round trip passenger service to all points on the route indicated above. Air mail service at the new 5c rate is provided to all cities on the Wisconsin Central System and through connecting air service to all parts of the nation; air express service between cities on the route and through connecting airlines to all parts of the country.

