


WISCONSIN CENTRAL

AIRLINES

FLIGHT SCHEDULE



Effective September 1, 1950

The Largest Privately Owned and Operated Airway (Radio Navigation Network) in the U. S.




PASSENGER INFORMATION

- **RESERVATIONS** must be made in advance. Passengers must present themselves at the airport office of Wisconsin Central Airlines at least ten minutes prior to plane departure time.
- **CANCELLATIONS:** Wisconsin Central reserves the right to cancel any booking before passage begins or enroute whenever such action is deemed advisable or necessary. In all events the passenger's sole recourse shall be the recovery of that portion of the fare equal to the distance untraveled.
- **BAGGAGE ALLOWANCE:** Forty pounds of baggage, including brief case and hand luggage, will be carried free on any ticket. Charge for excess baggage, up to fifty pounds, is 1/2 of 1 percent of the one way fare per pound, with a minimum charge of 25 cents.
- **CHILDREN'S FARES:** A child under two years of age will be carried free if held on lap. Children two years of age and under twelve will be charged one-half the applicable adult fare. Children under eight must be accompanied by an adult passenger.
- **SCHEDULES** show the time at which planes may be expected to arrive at, or depart from stations, but the Company will not be responsible for consequences arising from delays or from errors in the printed schedule. Schedules and fares shown are subject to change without notice.
- **STOPOVERS:** Within the time limit of the ticket, stopover will be permitted at any scheduled stop provided prior arrangements have been made. Passenger assumes responsibility of making necessary subsequent reservations.
- **CAB SERVICE:** For the convenience of passengers, Wisconsin Central will be glad to arrange taxi or bus transportation if notice is given ticket agent before departure of plane.

WISCONSIN CENTRAL

AIRLINES

FLIGHT SCHEDULE



Assures Reliable "On-Time" Airline Service to Every Airport in the Wisconsin Central System.

Wisconsin Central Airlines operates the longest privately-owned airway (radio navigation network) in this country. (1988 miles — a distance greater than from New York to Denver). By means of this modern navigational facility, with its dependable guiding radio signals, planes can fly, with complete safety in adverse weather conditions which would ordinarily ground the planes. Complimenting the navigational facilities is Wisconsin Central's new VHF (static-free radio) communication system which provides constant ground-to-plane radio communication. Wisconsin Central is the first scheduled airline in this country to use the new VHF radio communication system exclusively.

Wisconsin Central's private system represents an investment of approximately \$150,000.00. It is part of the facilities maintained by Wisconsin Central in the interest of the most dependable "on-time" airline service.



—RADIO SIGNALS GUIDE THE PLANE EVERY MILE OF THE ROUTE



RESERVATIONS

CITY	AIRPORT	PHONE
Beloit, Wis.	Rock County	Enterprise 2000
Brainerd, Minn.	Brainerd-Crow Wing	5531
Chicago, Ill.	Municipal	Portsmouth 7-8800
Chicago, Ill.	City Ticket Office	Dearborn 2-2060
Chisholm, Minn.	Hibbing Municipal	Hibbing 1250-W
†Clintonville, Wis.	Municipal	210
Duluth, Minn.	Williamson-Johnson	2-7854
Eau Claire, Wis.	Municipal	4633
Escanaba, Mich.	Municipal	30
Green Bay, Wis.	Austin Straubel	Howard 5450
Hancock, Mich.	Houghton County	Houghton 63
Hibbing, Minn.	Municipal	1250-W
Houghton, Mich.	Houghton County	63
Iron Mt., Mich.	Ford	2575
Ironwood, Mich.	Gogebic County	741
Janesville, Wis.	Rock County	5293
Land O'Lakes, Wis.	King's Gateway	2641
Madison, Wis.	Municipal	4-5544
Marquette, Wis.	Menominee County	Menominee 6677
Marquette, Mich.	K. I. Sawyer	Sawyer 2
Menominee, Mich.	Menominee County	6677
Milwaukee, Wis.	Gen. Mitchell	Humboldt 3-5100
Minneapolis, Minn.	Wold-Chamberlain	Parker 6691
Oshkosh, Wis.	Winnebago County	Stanley 5
Rhinelander, Wis.	Municipal	98
St. Cloud, Minn.	Whitney Memorial	4580
St. Paul, Minn.	Wold-Chamberlain	Midway 2293
Stevens Point, Wis.	Municipal	2510
Superior, Wis.	Williamson-Johnson	2-7854
Wausau, Wis.	Alexander	4550
Wis. Rapids, Wis.	Stevens Pt. Municipal	Stevens Pt. 2510

†Service Temporarily Suspended.

WISCONSIN CENTRAL AIRLINES, INC.

OFFICES: MUNICIPAL AIRPORT, MADISON, WISCONSIN

ROUTE OF THE NORTHLINERS

SOUTHBOUND—Read Down								ALL FLIGHTS DAILY		NORTHBOUND—Read Up										
Flight 12	Flight 10	Flight 24	Flight 14	Flight 8	Flight 22	Flight 6	Flight 4	Flight 2	(CST)	(CST)	Flight 1	Flight 5	Flight 3	Flight 23	Flight 15	Flight 7	Flight 9	Flight 11	Flight 25	
7:15	3:00			9:45					lv. Hibbing-Chisholm	ar.	9:30	7:00	2:28							
8:01				10:31					ar. Brainerd	lv.	8:44	6:14								
8:05				10:35					lv. Brainerd	ar.	8:40	6:10								
8:34				11:04					ar. St. Cloud	lv.	8:11	5:41								
8:38				11:08					lv. St. Cloud	ar.	8:07	5:37								
9:15				11:45					ar. Minneapolis-St. Paul	lv.	7:30	5:00								
				12:30					lv. Minneapolis-St. Paul	ar.		12:06								
				1:11					ar. Eau Claire	lv.		11:23								
				1:15					lv. Eau Claire	ar.		11:19								
	3:27								ar. Duluth-Superior	lv.			2:01							
	3:31								lv. Duluth-Superior	ar.			1:57							
	4:17								ar. Ironwood	lv.			1:09							
	4:21								lv. Ironwood	ar.			1:05							
	4:49								ar. Land O'Lakes	lv.			12:37							
	4:53								lv. Land O'Lakes	ar.			12:33							
	5:17								ar. Rhinelander	lv.			12:09							
	5:21								lv. Rhinelander	ar.			12:05							
	5:49			1:59		8:29			ar. Wausau	lv.	10:33	11:37								
	5:53			2:03		8:33			lv. Wausau	ar.	10:29	11:33								
	6:11			2:21		8:51			ar. Stevens Pt.-Wis. Rapids	lv.	10:11	11:15								
	6:25			2:35		9:05			lv. Stevens Pt.-Wis. Rapids	ar.	9:56	11:02								
	7:12								ar. Madison	lv.		10:15								
	7:25		2:15		8:00		7:00	5:15	lv. Madison	ar.		9:58								
									ar. Clintonville	lv.										
									lv. Clintonville	ar.										
	*4:10								ar. Houghton-Hancock	lv.										
	*4:48								lv. Houghton-Hancock	ar.										
	*4:52								ar. Marquette	lv.										
	4:20								lv. Marquette	ar.										
	4:24								ar. Iron Mt.-Kingsford	lv.										
	4:52								lv. Iron Mt.-Kingsford	ar.										
	4:56								ar. Escanaba	lv.										
	5:24								lv. Escanaba	ar.										
	5:28								ar. Menominee-Marquette	lv.										
	5:56								lv. Menominee-Marquette	ar.										
	6:10			3:10		9:40			ar. Green Bay	lv.	9:21	12:00								
	6:34			3:14		9:44			lv. Green Bay	ar.	9:17	11:47								
	6:38			3:38		10:08			ar. Oshkosh	lv.	8:53	11:23								
				3:42		10:12			lv. Oshkosh	ar.	8:49	11:19								
	8:03			4:21		8:38			ar. Milwaukee	lv.	8:10	10:40		1:20						
	8:15			4:35		8:45			lv. Milwaukee	ar.	7:57	10:27		1:12						
									ar. Beloit-Janesville	lv.										
									lv. Beloit-Janesville	ar.										
	8:57	8:07							ar. Chicago	lv.										
									lv. Chicago	ar.										

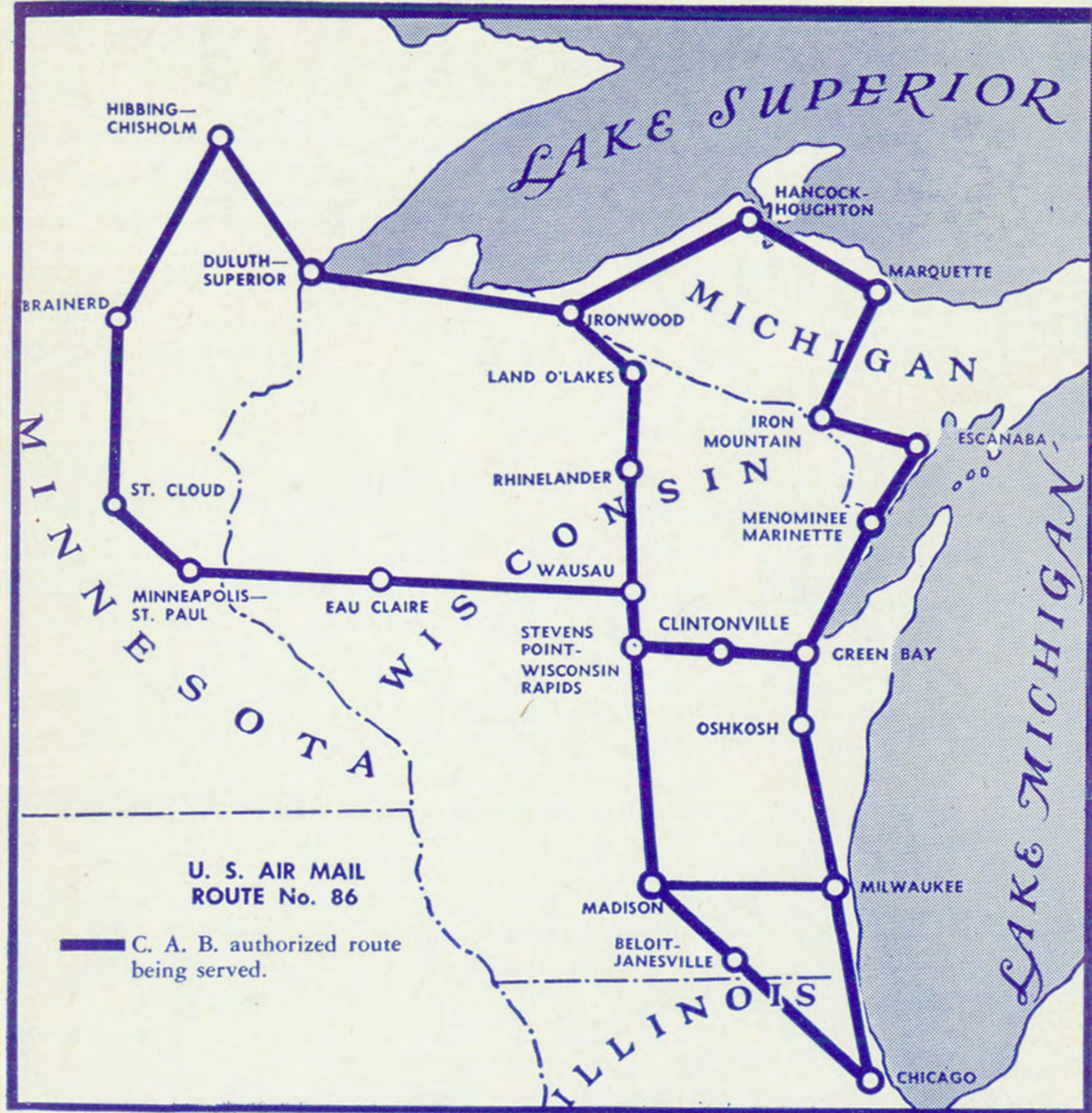
AM—Light Face Type. PM—Bold Face Type. CST—Central Standard Time. *Eastern Standard Time. †Service Temporarily Suspended.

ONE WAY FARES

	Beloit-Janesville	Brainerd	Chicago	Clintonville	Duluth-Superior	Eau Claire	Escanaba	Green Bay	Hibbing-Chisholm	Houghton-Hancock	Iron Mt.-Kingsford	Ironwood	Land O'Lakes	Madison	Marquette	Menominee-Marquette	Milwaukee	Minneapolis-St. Paul	Oshkosh	Rhinelander	St. Cloud	Stevens Pt.-Wis. Rapids	
Beloit-Janesville																							
Brainerd	\$23.35																						
Chicago	5.25	\$26.65																					
Clintonville	10.65	21.65	\$14.00																				
Duluth-Superior	22.20	8.55	25.50	\$16.25																			
Eau Claire	12.70	12.20	17.20	9.45	\$17.80																		
Escanaba	18.50		18.15	7.85		\$17.30																	
Green Bay	12.50	23.50	12.15	1.85	18.10	11.30	\$ 6.00																
Hibbing-Chisholm	25.15	5.60	28.45	19.20	2.95	16.50		\$21.05															
Houghton-Hancock	29.10		28.75	18.45		27.90	10.60	16.60	\$														
Iron Mt.-Kingsford	21.50		21.15	10.85		20.30	3.00	9.00		\$ 7.60													
Ironwood	17.10	14.55	22.20	11.15	6.00	12.70		13.00	8.95														
Land O'Lakes	15.20	17.60	20.30	9.25	9.05	10.80		11.10	12.00				\$ 3.05										
Madison	2.40	20.95	7.50	8.25	19.80	10.30	16.10	10.10	22.75	26.70	19.10	14.70	\$12.80										
Marquette	24.50		24.15	13.85		23.30	6.00	12.00		4.60	3.00			\$22.10									
Menominee-Marquette	15.50		15.15	4.85		14.30	3.00	3.00		13.60	6.00	16.00		\$ 9.00									
Milwaukee	6.80	23.60	5.75	9.05	22.45	13.70	13.20	7.20	25.40	23.80	16.20	19.10	17.20	4.40	19.20	\$10.20							
Minneapolis-St. Paul	16.25	7.10	19.55	14.55	14.35	5.25	22.40	16.40	11.40	33.00	25.40	17.80	15.90	13.85	28.40	19.40	\$16.50						
Oshkosh	11.60	23.60	9.75	4.25	20.50	13.70	8.40	2.40	23.45	19.00	11.40	15.40	13.50	9.20	14.40	5.40	4.80	\$16.50					
Rhinelander	12.90	17.85	18.00	6.95	9.30	8.50	14.80	8.80	12.25		17.80	4.20	2.30	10.50	20.80	11.80	14.90	13.60	\$11.20				
St. Cloud	20.25	3.10	23.55	18.55	11.65	9.10	26.40	20.40	8.70	37.00	29.40	17.65	19.90	17.85	32.40	23.40	20.50	4.00	20.50	17.60			
Stevens Pt.-Wis. Rapids	8.30	19.30	13.40	2.35	13.90	7.10	10.20	4.20	16.85	20.80	13.20	8.80	6.90	5.90	16.20	7.20	10.30	12.20	6.60	4.60	\$16.20		
Wausau	9.90	17.70	15.00	3.95	12.30	5.50	11.80	5.80	15.25	22.40	14.80	7.20	5.30	7.50	17.80	8.80	11.90	10.60	8.20	3.00	14.60	1.60	

**BUY ROUND TRIP
SAVE 10%
ON RETURN TRIP**

Children 2 to 12 — half fare. All fares subject to 15% Federal Tax. Family Plan Fare — Monday, Tuesday, Wednesday.



**PASSENGERS
AIR MAIL
AIR EXPRESS**

IMPORTANT!

SIX HOUR RECONFIRMATION OF RESERVATIONS REQUIRED

Passengers holding confirmed space on Wisconsin Central Airlines should reconfirm their reservation at least six hours before scheduled departure time if—

1. Ticket is purchased at a station other than the station from which the passenger is boarding the plane.
2. Reservation is for the return trip of a round trip ticket.

Failure to communicate with the local Wisconsin Central office at least six hours prior to flight time may result in cancellation and resale of this space.

TEN MINUTE AIRPORT CHECK-IN TIME

If this ticket is not presented at the counter of our airport office at least ten minutes prior to scheduled departure time of your flight, the space held for you may be cancelled by us and sold to another passenger. Your cooperation is appreciated.

Thank you
WISCONSIN CENTRAL AIRLINES INC.



EQUIPMENT

Lockheed Electra twin engine transports are operated on all flights. These planes are especially adapted for regional type air service and have been proven on a number of airlines. The flight system provides daily round trip service to all points on the Wisconsin Central route.

RESERVATIONS

Reservations may be made at your local Wisconsin Central ticket office or through your travel agent. A complete list of Wisconsin Central terminals is included on the back of this folder for your information.

INTERLINE TICKETING

Wisconsin Central agents are prepared to confirm reservations